



US00D728457S

(12) **United States Design Patent**  
**Reim et al.**

(10) **Patent No.:** **US D728,457 S**

(45) **Date of Patent:** **\*\* May 5, 2015**

(54) **TIRE TREAD**

(71) Applicants: **Compagnie Generale des Etablissements Michelin**, Clermont-Ferrand (FR); **Michelin Recherche et Technique S.A.**, Granges-Paccot (CH)

(72) Inventors: **Kevin Ray Reim**, Simpsonville, SC (US); **Fang Zhu**, Greer, SC (US)

(73) Assignees: **Compagnie Generale des Etablissements Michelin**, Clermont-Ferrand (FR); **Michelin Recherche et Technique S.A.**, Granges-Paccot (CH)

(\*\*) Term: **14 Years**

(21) Appl. No.: **29/438,751**

(22) Filed: **Dec. 3, 2012**

(51) **LOC (10) Cl.** ..... **12-15**

(52) **U.S. Cl.**  
USPC ..... **D12/580**

(58) **Field of Classification Search**  
USPC ..... D12/544, 545, 579, 580, 599, 600;  
152/209.1–209.9, 209.11–209.19,  
152/209.21–209.28

See application file for complete search history.

(56) **References Cited**

**U.S. PATENT DOCUMENTS**

D250,813 S *	1/1979	Fetty et al.	.....	D12/545
D296,679 S *	7/1988	Lassan	.....	D12/580
D316,534 S *	4/1991	Hutz	.....	D12/601
D399,799 S	10/1998	Dunlap et al.		
D402,941 S	12/1998	Teeple et al.		

D405,400 S	2/1999	Teeple et al.		
D419,502 S	1/2000	Custons, Jr. et al.		
D455,118 S	4/2002	Oliver		
D504,389 S	4/2005	Boggs et al.		
D505,385 S *	5/2005	Green et al.	.....	D12/579
D570,280 S *	6/2008	Lo	.....	D12/579
D594,815 S	6/2009	Reim et al.		
D604,233 S	11/2009	Reim et al.		

**OTHER PUBLICATIONS**

BFGoodrich Rugged Terrain T/A tire, www.bfgoodrichtires.com, at least as early as Nov. 19, 2012, 1 page.

BFGoodrich All Terrain T/A KO tire, www.bfgoodrichtires.com, at least as early as Nov. 19, 2012, 1 page.

\* cited by examiner

*Primary Examiner* — Robert M Spear

(74) *Attorney, Agent, or Firm* — Dority & Manning, PA

(57) **CLAIM**

The ornamental design for a tire tread, as shown and described.

**DESCRIPTION**

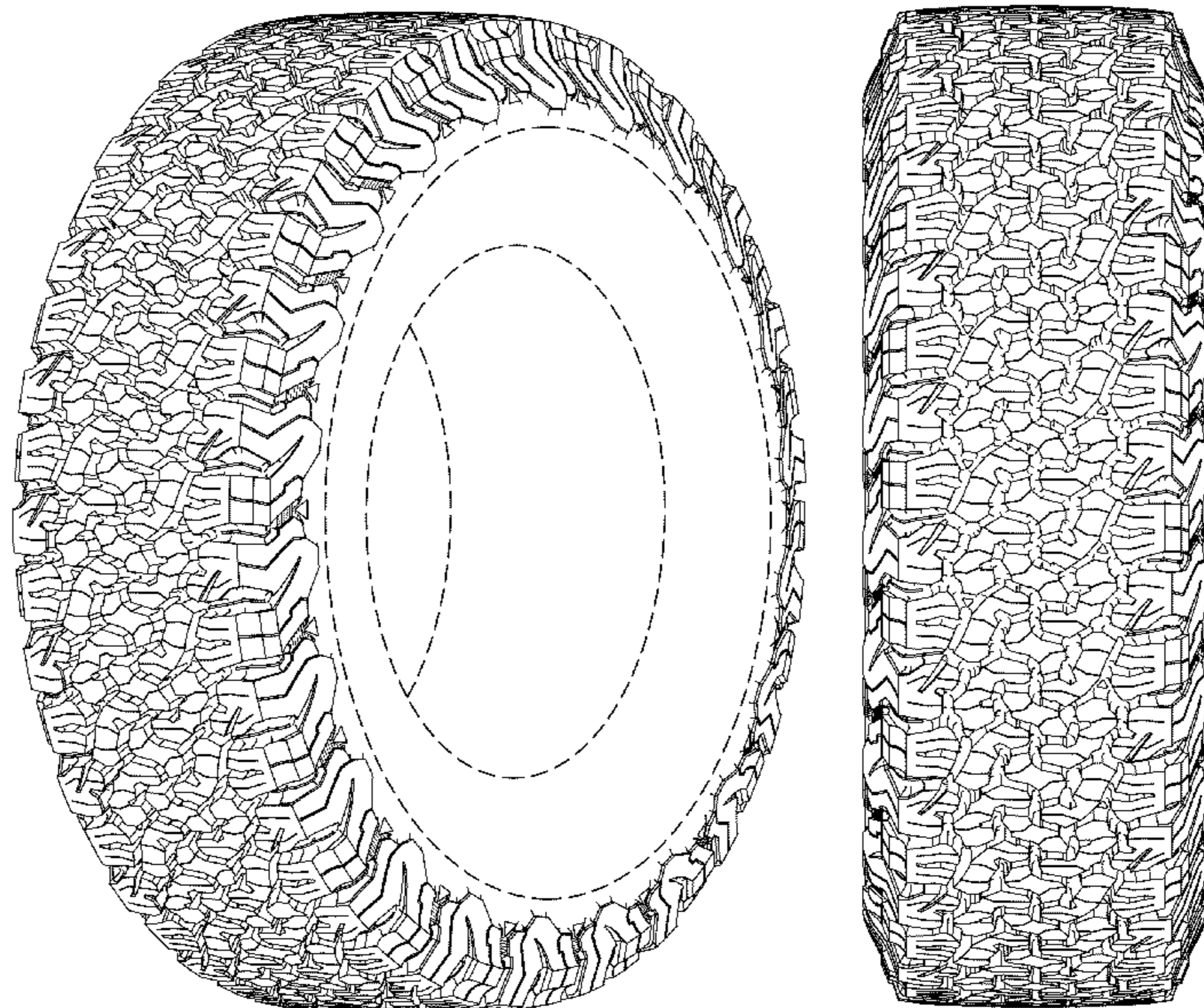
FIG. 1 is a perspective view of a tire tread showing our new design, it being understood that the tread pattern repeats circumferentially throughout the outer circumference and shoulder of the tire, the opposite side perspective being identical thereto;

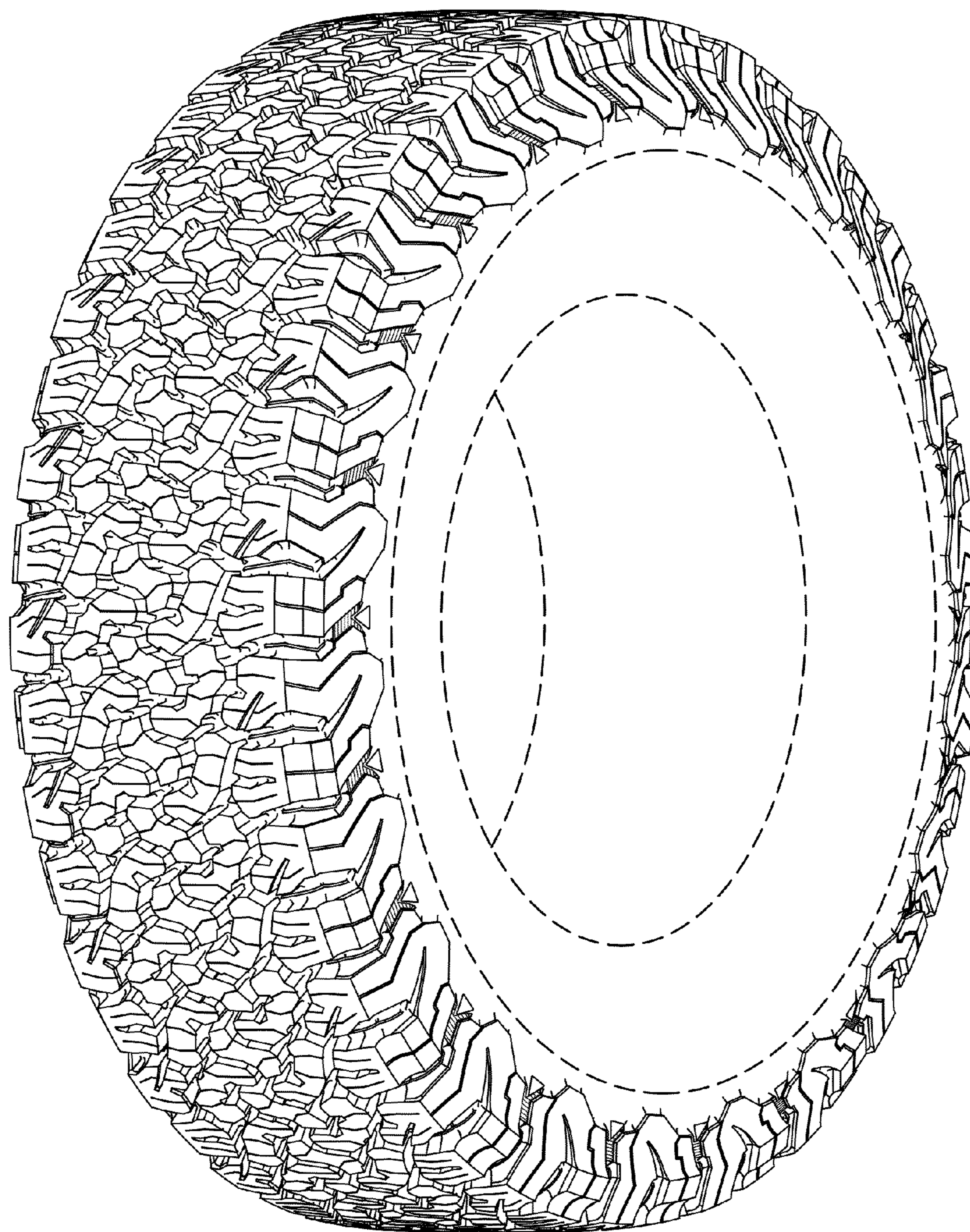
FIG. 2 is a front elevation view thereof;

FIG. 3 is a side elevation view of the right side thereof; and, FIG. 4 is a side elevation view of the left side elevation thereof.

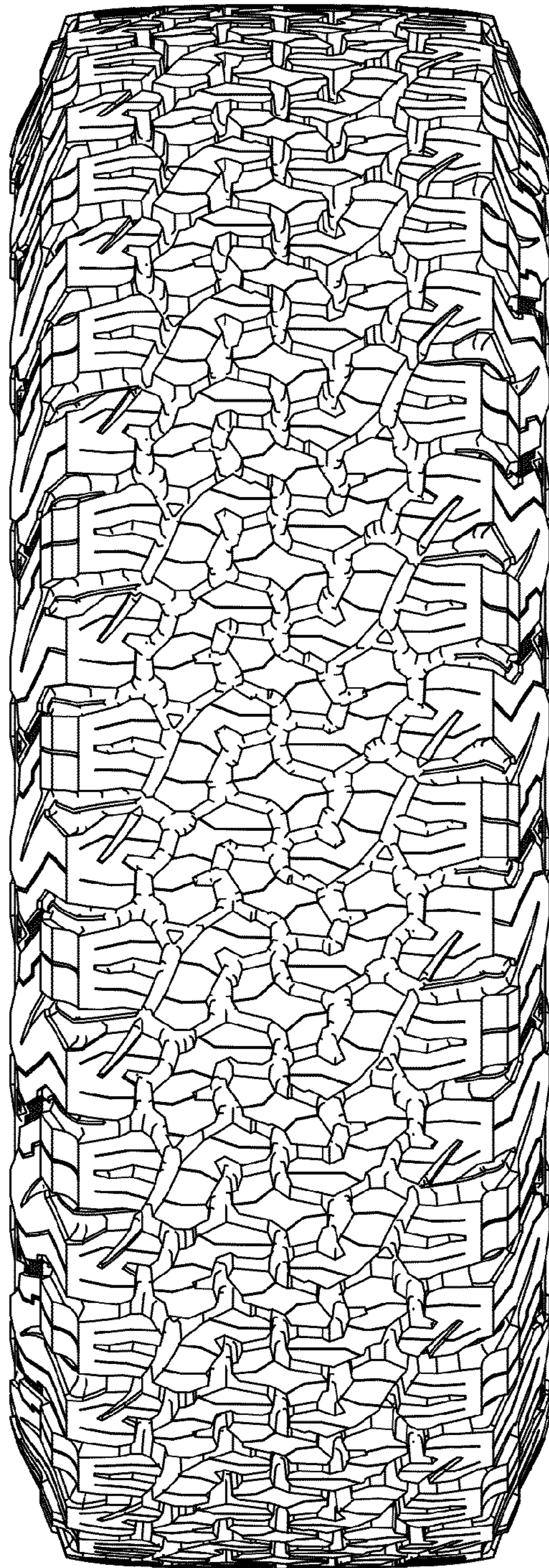
In the drawings, the broken line disclosure of the tire sidewall and inner bead depicts environmental structure and forms no part of the claimed design.

**1 Claim, 4 Drawing Sheets**







*FIG. -1-*



*FIG. -2-*



*FIG. -3-*



*FIG. -4-*