



US00D728454S

(12) **United States Design Patent**
Kubo

(10) **Patent No.:** **US D728,454 S**

(45) **Date of Patent:** **** May 5, 2015**

(54) **MOTORCYCLE TIRE**

(71) Applicant: **Bridgestone Corporation**, Chuo-ku,
Tokyo (JP)

(72) Inventor: **Yukihiko Kubo**, Chuo-ku (JP)

(73) Assignee: **Bridgestone Corporation**, Tokyo (JP)

(**) Term: **14 Years**

(21) Appl. No.: **29/493,921**

(22) Filed: **Jun. 16, 2014**

(30) **Foreign Application Priority Data**

Mar. 13, 2014 (JP) 2014-005267

(51) **LOC (10) Cl.** **12-15**

(52) **U.S. Cl.**
USPC **D12/535**

(58) **Field of Classification Search**

CPC B60C 11/0304; B60C 11/0302; B60C
11/0306; B60C 11/0309; B60C 11/0318;
B60C 11/0311; B60C 11/042; B60C 11/13;
B60C 11/00; B60C 11/11; B60C 11/12;
B60C 11/0332
USPC D12/506, 533-537, 563, 569-570,
D12/900-901

See application file for complete search history.

(56) **References Cited**

U.S. PATENT DOCUMENTS

D434,353 S * 11/2000 Jackson et al. D12/535
D487,248 S * 3/2004 Taniguchi D12/535
D505,381 S * 5/2005 Brown et al. D12/535

D528,970 S * 9/2006 Board et al. D12/535
D542,215 S * 5/2007 Jackson et al. D12/535
D554,044 S * 10/2007 Shibamoto D12/535
D561,684 S * 2/2008 Gallo et al. D12/535
D566,039 S * 4/2008 Itoi D12/535
D601,943 S * 10/2009 Shibamoto D12/535
D635,504 S * 4/2011 Nakamura D12/535
D636,720 S * 4/2011 Oshima D12/535
D637,139 S * 5/2011 Nakamura D12/535
D644,166 S * 8/2011 Yoshiya D12/535
D674,736 S * 1/2013 Lamour D12/535
D694,171 S * 11/2013 Itoi D12/535

* cited by examiner

Primary Examiner — Stacia Cadmus

(74) *Attorney, Agent, or Firm* — Sughrue Mion, PLLC

(57) **CLAIM**

The ornamental design for a motorcycle tire, as shown and described.

DESCRIPTION

FIG. 1 is a perspective view of a motorcycle tire showing my design;
FIG. 2 is a front view thereof;
FIG. 3 is a right side view thereof;
FIG. 4 is a left side view thereof;
FIG. 5 is a rear view thereof;
FIG. 6 is a fragmentary enlarged front view in FIG. 2;
FIG. 7 is a section view taken along line 7-7 in FIG. 6; and,
FIG. 8 is a reference enlarged front view, showing deep grooves by coloring with black.
The broken lines are used to show portions of the tire that are not being claimed, and thus form no part of the claimed design.

1 Claim, 8 Drawing Sheets




FIG. 1

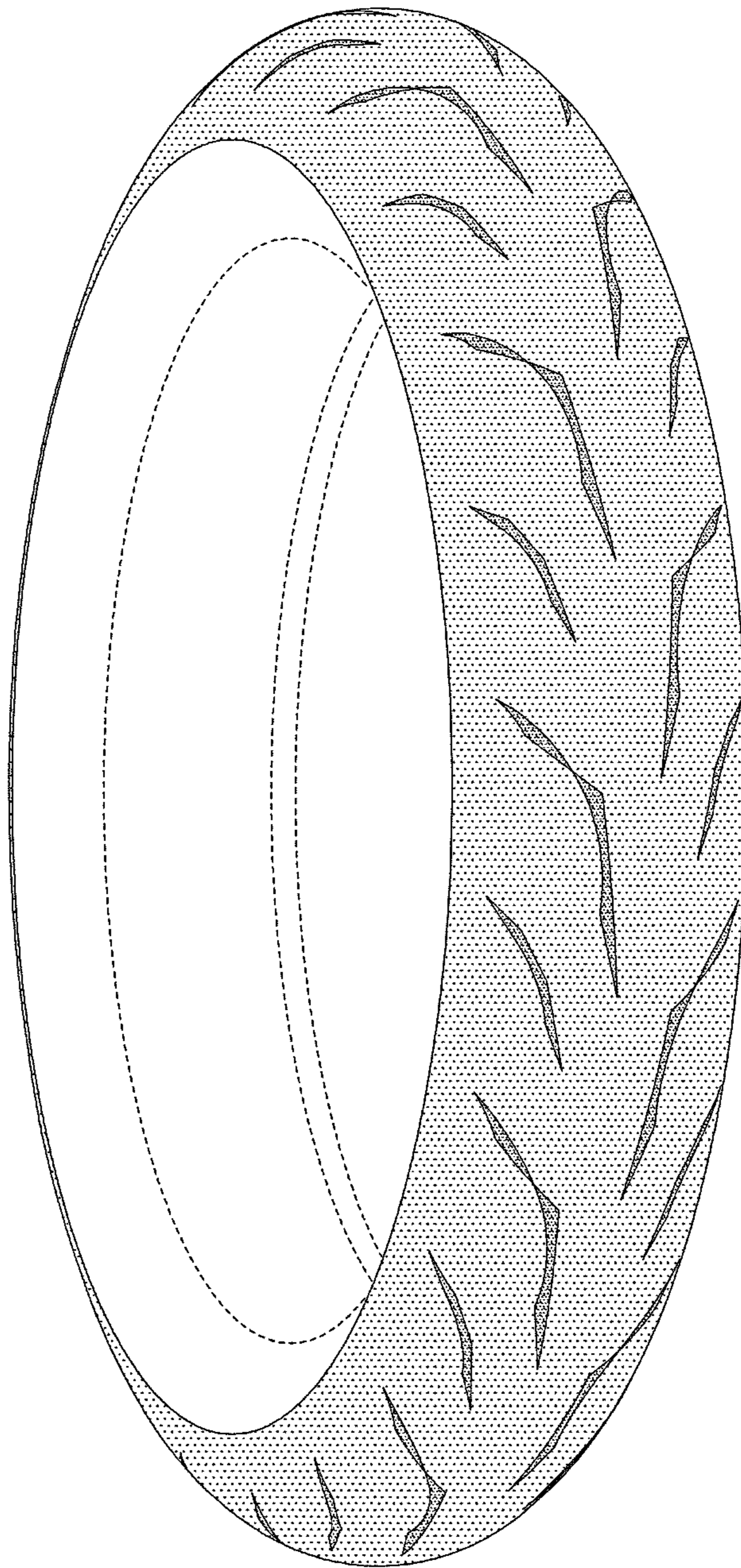


FIG. 2

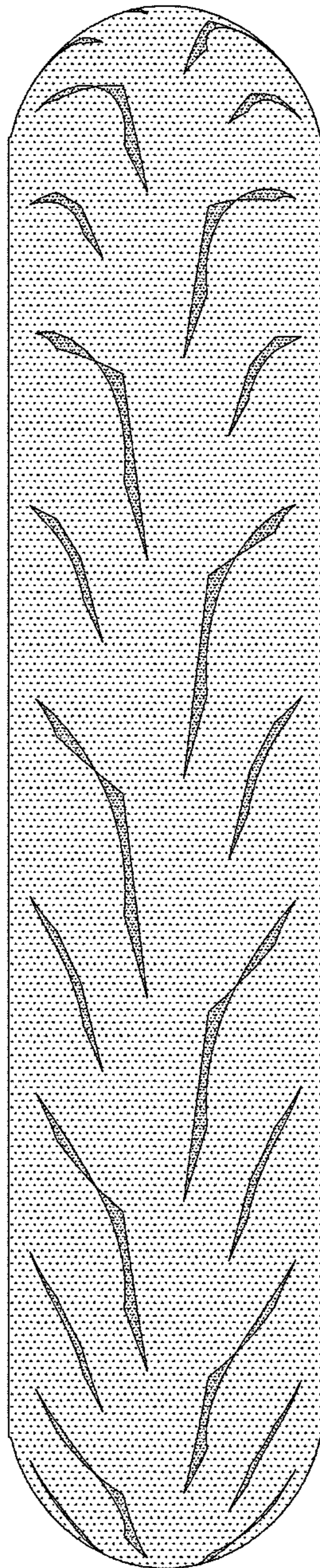


FIG. 3

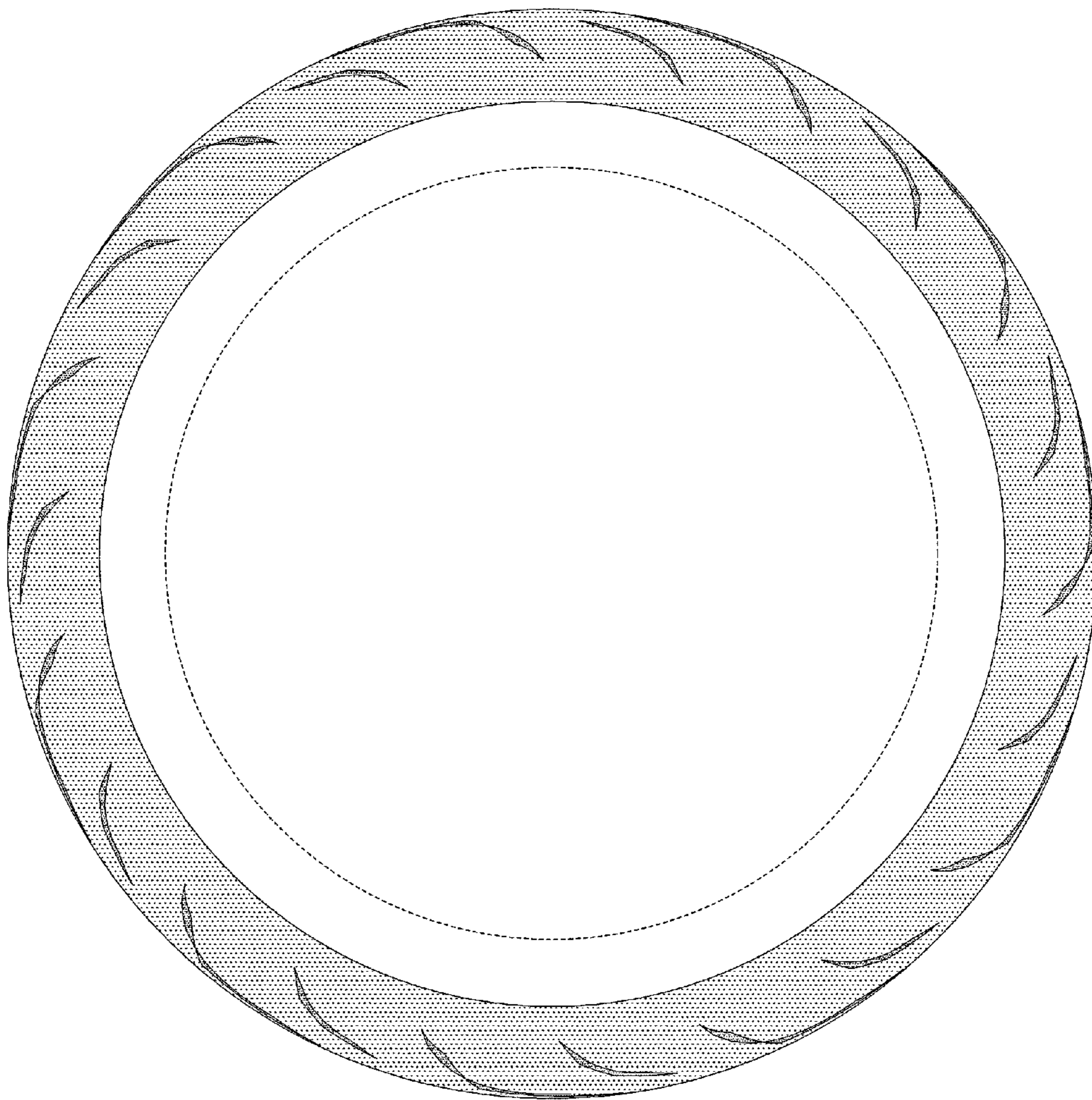


FIG. 4

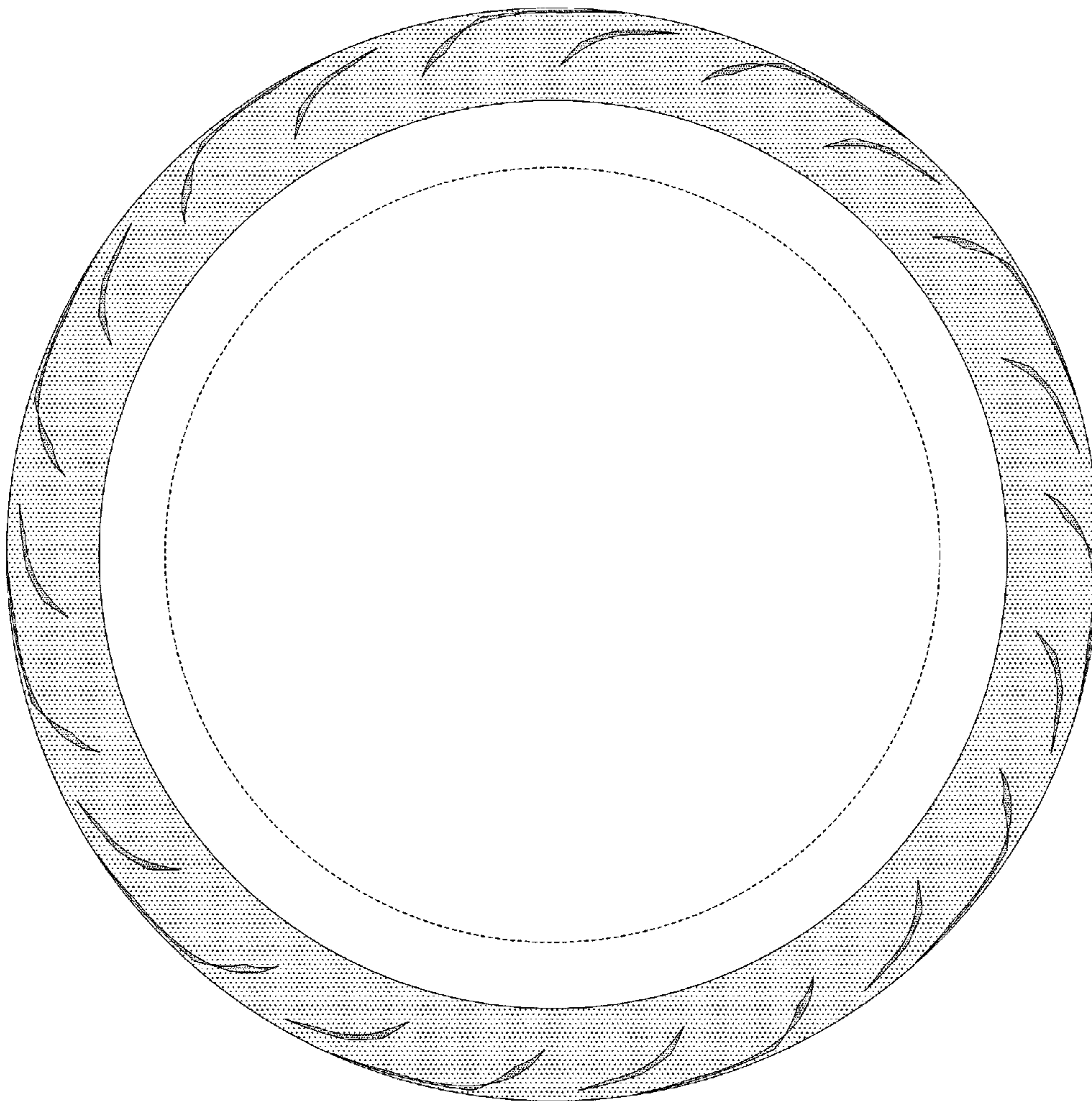


FIG. 5

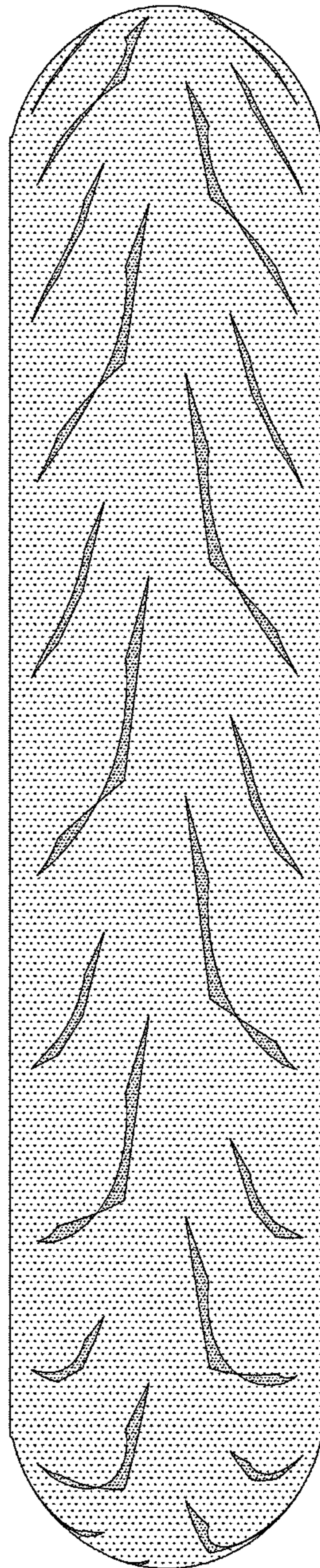


FIG. 6

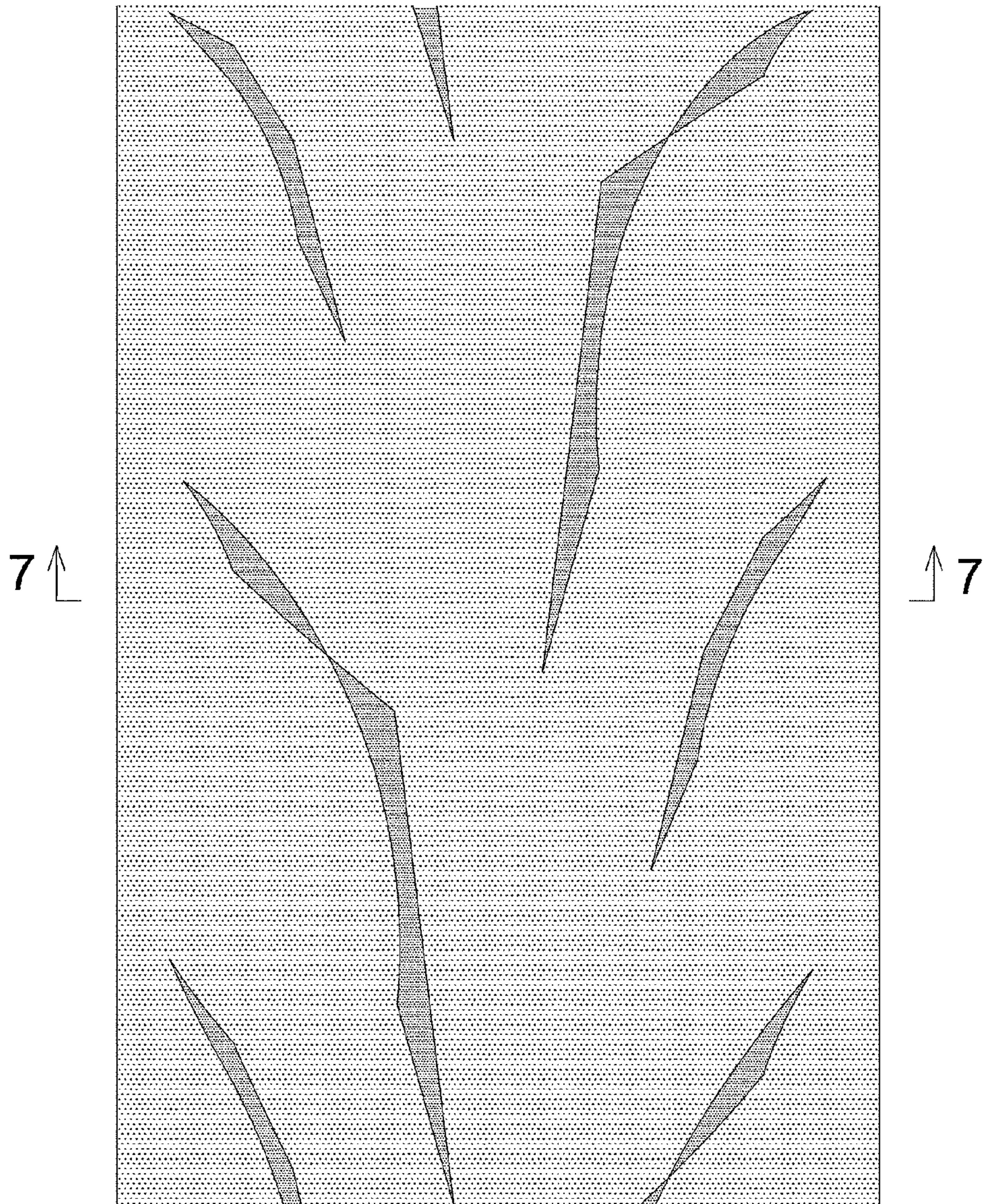


FIG. 7

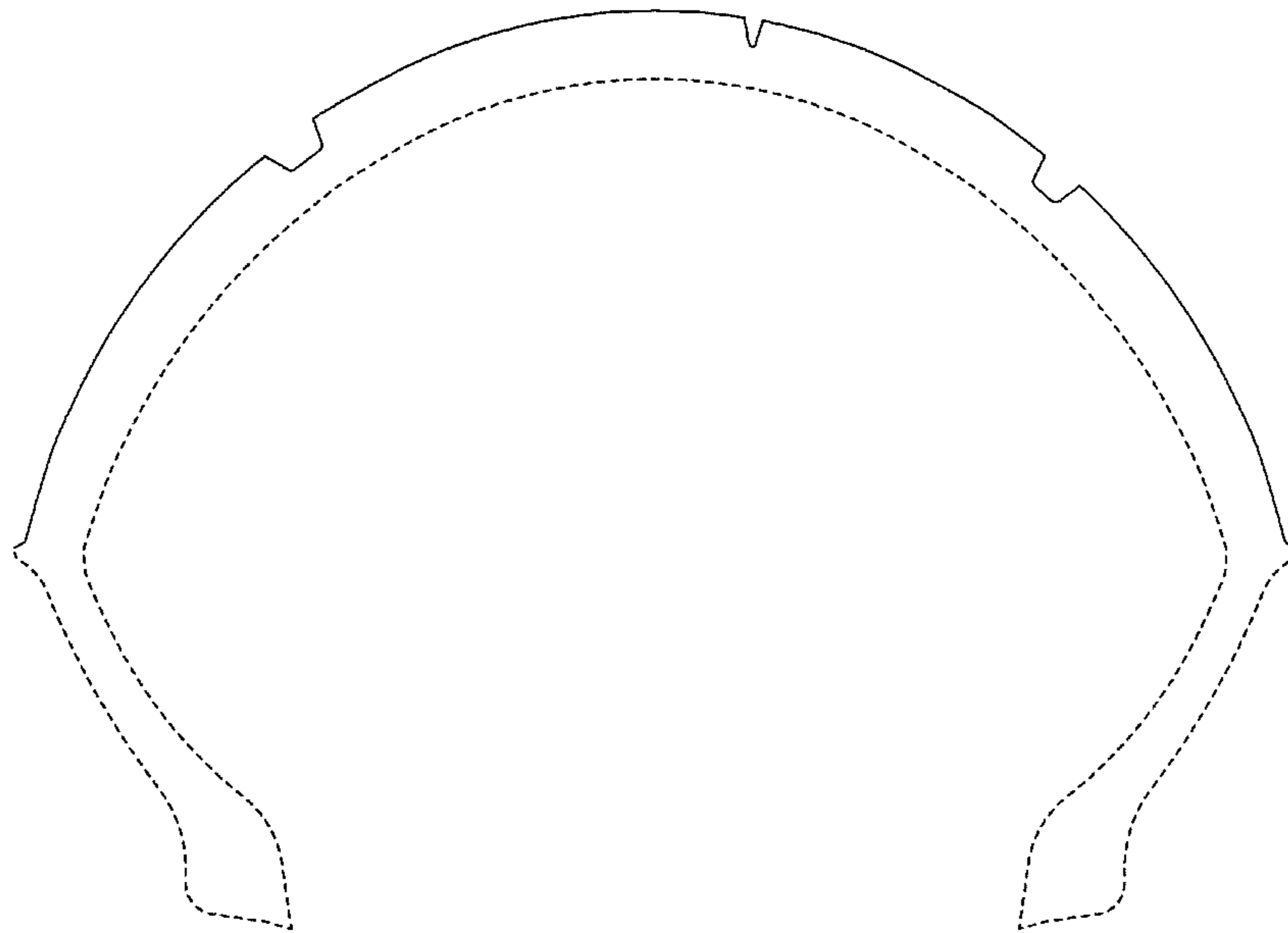


FIG. 8

