



US00D728446S

(12) **United States Design Patent**
Zuber et al.

(10) **Patent No.:** **US D728,446 S**
(45) **Date of Patent:** **** May 5, 2015**

- (54) **AIRCRAFT WINDOW**
- (71) Applicant: **Airbus Corporate Jet Centre**, Blagnac (FR)
- (72) Inventors: **Antoine Zuber**, Blagnac (FR); **Sylvain Mariat**, Blagnac (FR)
- (73) Assignee: **Airbus Corporate Jet Centre**, Blagnac (FR)
- (**) Term: **14 Years**
- (21) Appl. No.: **29/470,618**
- (22) Filed: **Oct. 23, 2013**

2,473,616	A *	6/1949	Stephenson	244/129.3
D463,357	S *	9/2002	Granzeier et al.	D12/345
D588,977	S *	3/2009	Bock	D12/345
D592,584	S *	5/2009	Schuephaus et al.	D12/345
7,578,474	B2 *	8/2009	Balsillie et al.	244/129.3
D600,617	S *	9/2009	Scoley et al.	D12/345
D600,618	S *	9/2009	Schuephaus et al.	D12/345
D600,619	S *	9/2009	Schuephaus et al.	D12/345
D617,254	S *	6/2010	Guard et al.	D12/345
8,157,214	B2 *	4/2012	Schwarz et al.	244/129.3
2007/0069079	A1 *	3/2007	Rassaian et al.	244/129.3
2008/0042012	A1 *	2/2008	Callahan et al.	244/129.3
2008/0054122	A1 *	3/2008	Bold	244/129.3
2008/0172959	A1 *	7/2008	Pellenkoff et al.	52/213
2008/0217479	A1 *	9/2008	Wood	244/129.3
2008/0289747	A1 *	11/2008	Modin et al.	156/212
2012/0241559	A1 *	9/2012	Ebner et al.	244/129.3

* cited by examiner

- (30) **Foreign Application Priority Data**
- May 21, 2013 (EM) 001371785-0001
- May 21, 2013 (EM) 001371785-0002

Primary Examiner — Martie K Holtje
(74) *Attorney, Agent, or Firm* — Greer, Burns & Crain, Ltd.

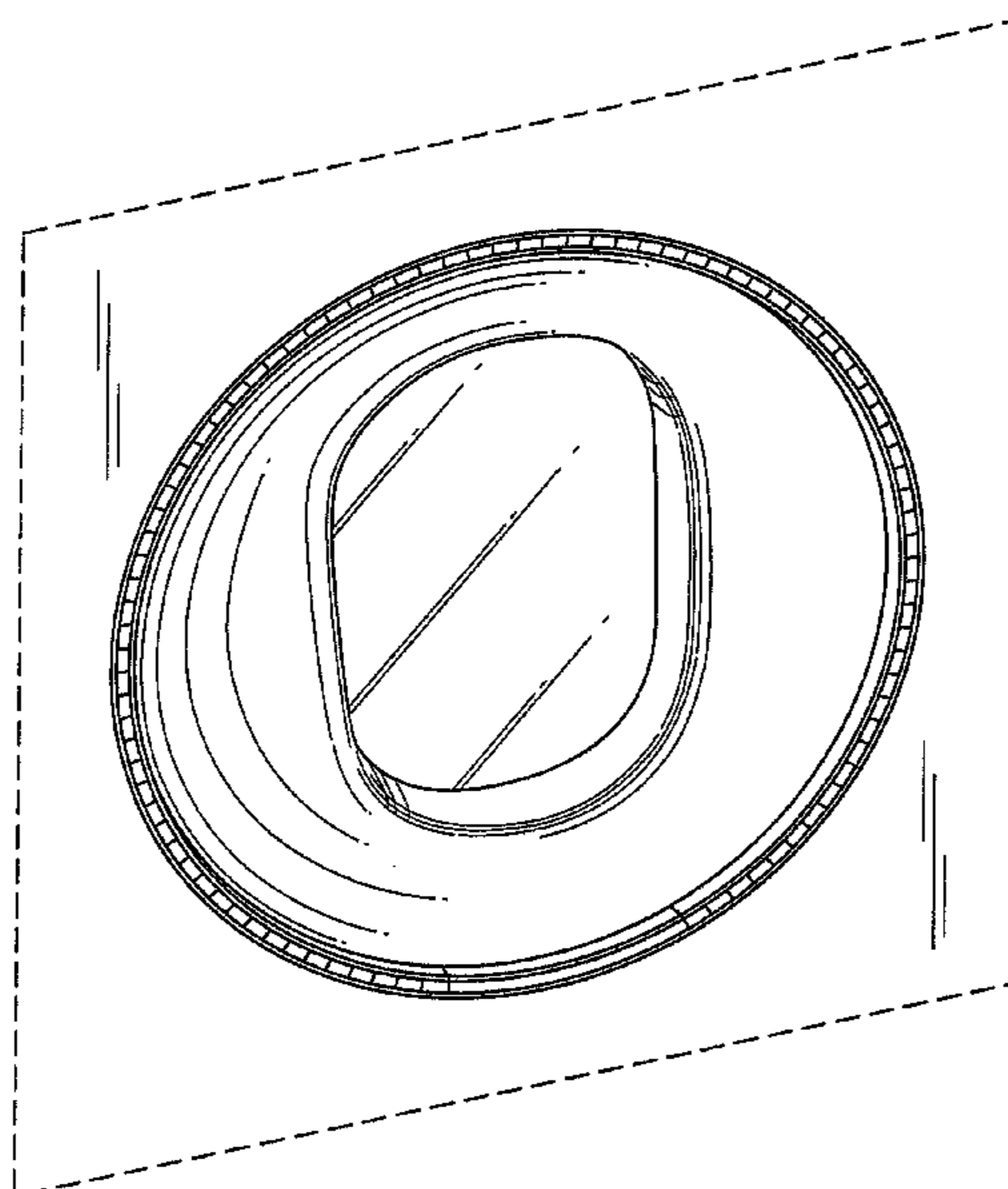
- (51) **LOC (10) Cl.** **12-07**
- (52) **U.S. Cl.**
USPC **D12/345**
- (58) **Field of Classification Search**
CPC B64C 1/00; B64C 1/14; B64C 1/1476;
B64C 1/1484; B64C 1/1492; B60J 1/00;
B60J 1/004; B60J 1/02; B60J 1/08; B60J
1/10; B60J 1/18
USPC D12/319-345, 182, 183, 196
See application file for complete search history.

(57) **CLAIM**
The ornamental design for an aircraft window, as shown and described.

- (56) **References Cited**
U.S. PATENT DOCUMENTS
1,281,554 A * 10/1918 Gammeter 244/129.3
2,293,656 A * 8/1942 McClain 52/208

DESCRIPTION
FIG. 1 is a front and left side perspective view of an interior of an aircraft window;
FIG. 2 is a front elevational view thereof;
FIG. 3 is a front and left side perspective view of an interior of a second embodiment of an aircraft window; and,
FIG. 4 is a front elevational view thereof.
The broken lines in FIGS. 1 through 4 represent the boundaries of the claim and form no part thereof.

1 Claim, 4 Drawing Sheets



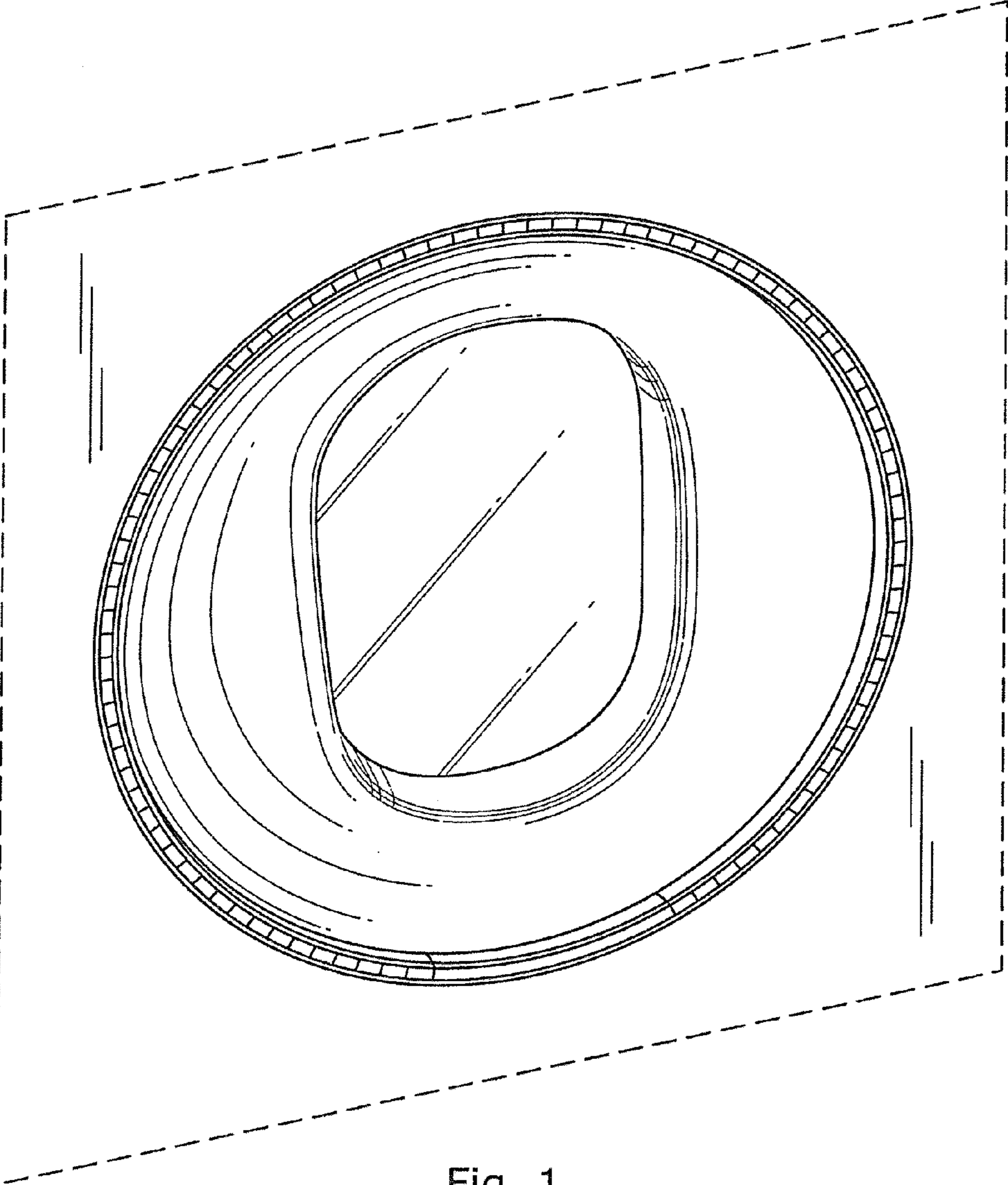


Fig. 1

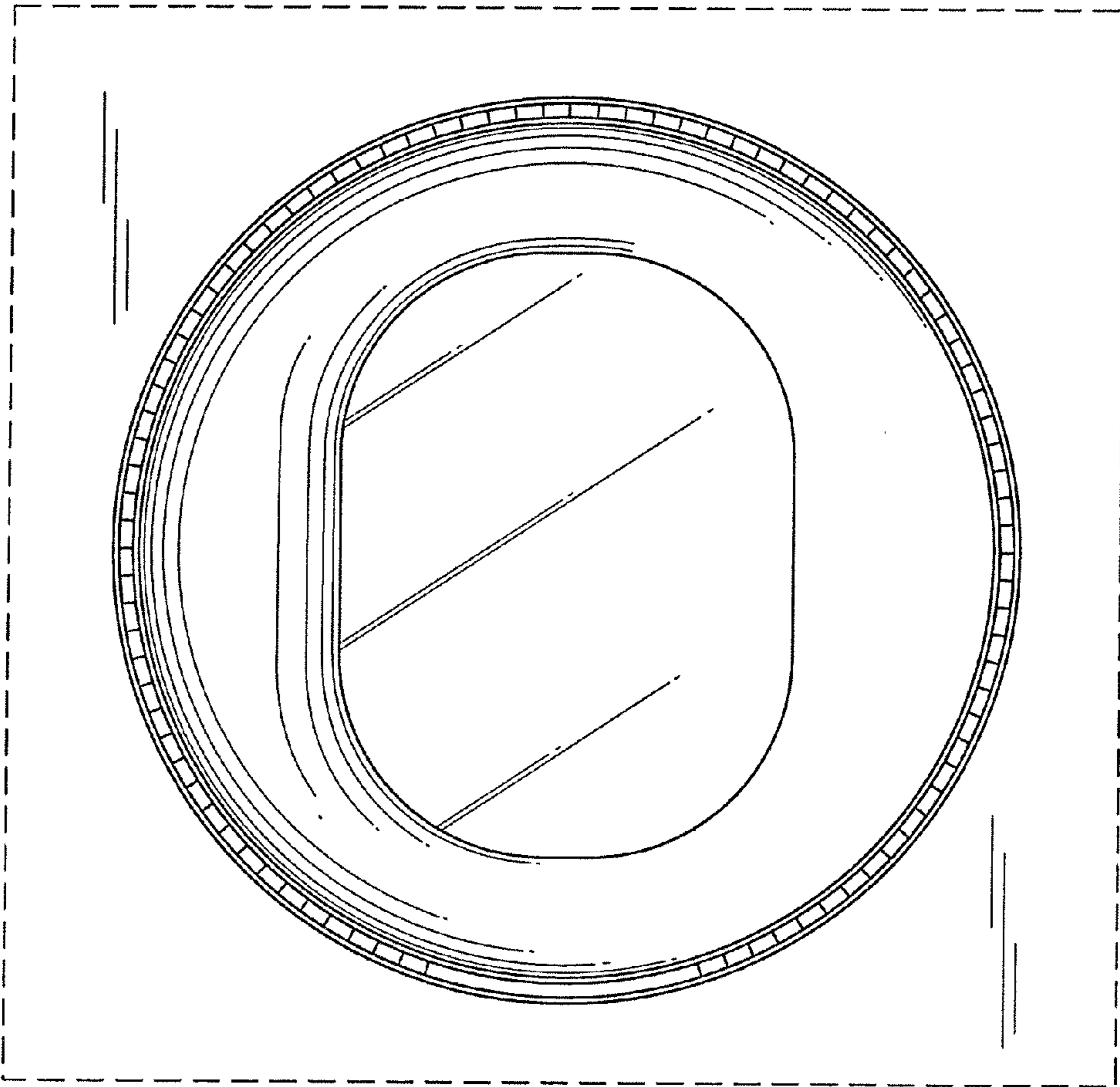


Fig. 2

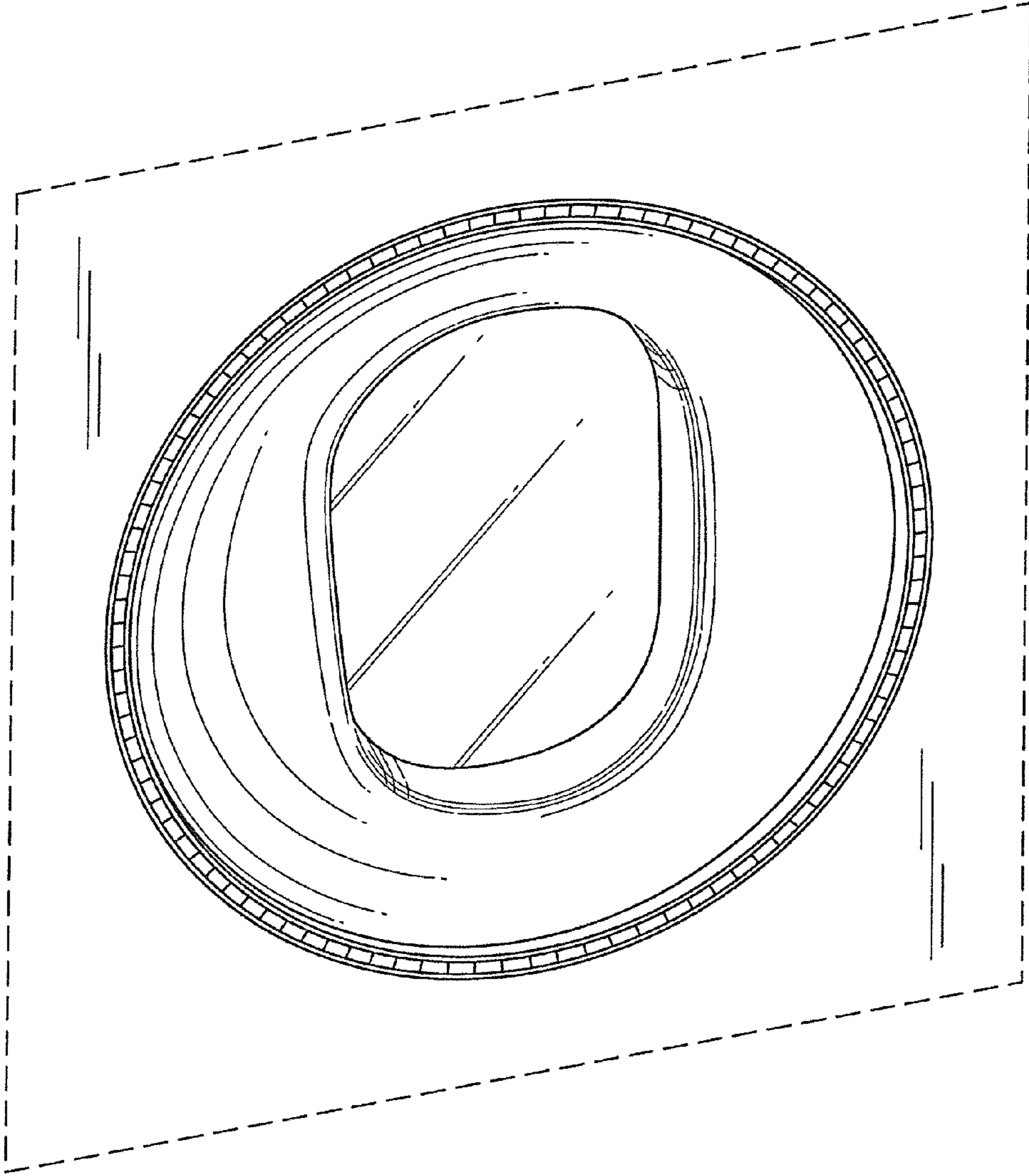


Fig. 3

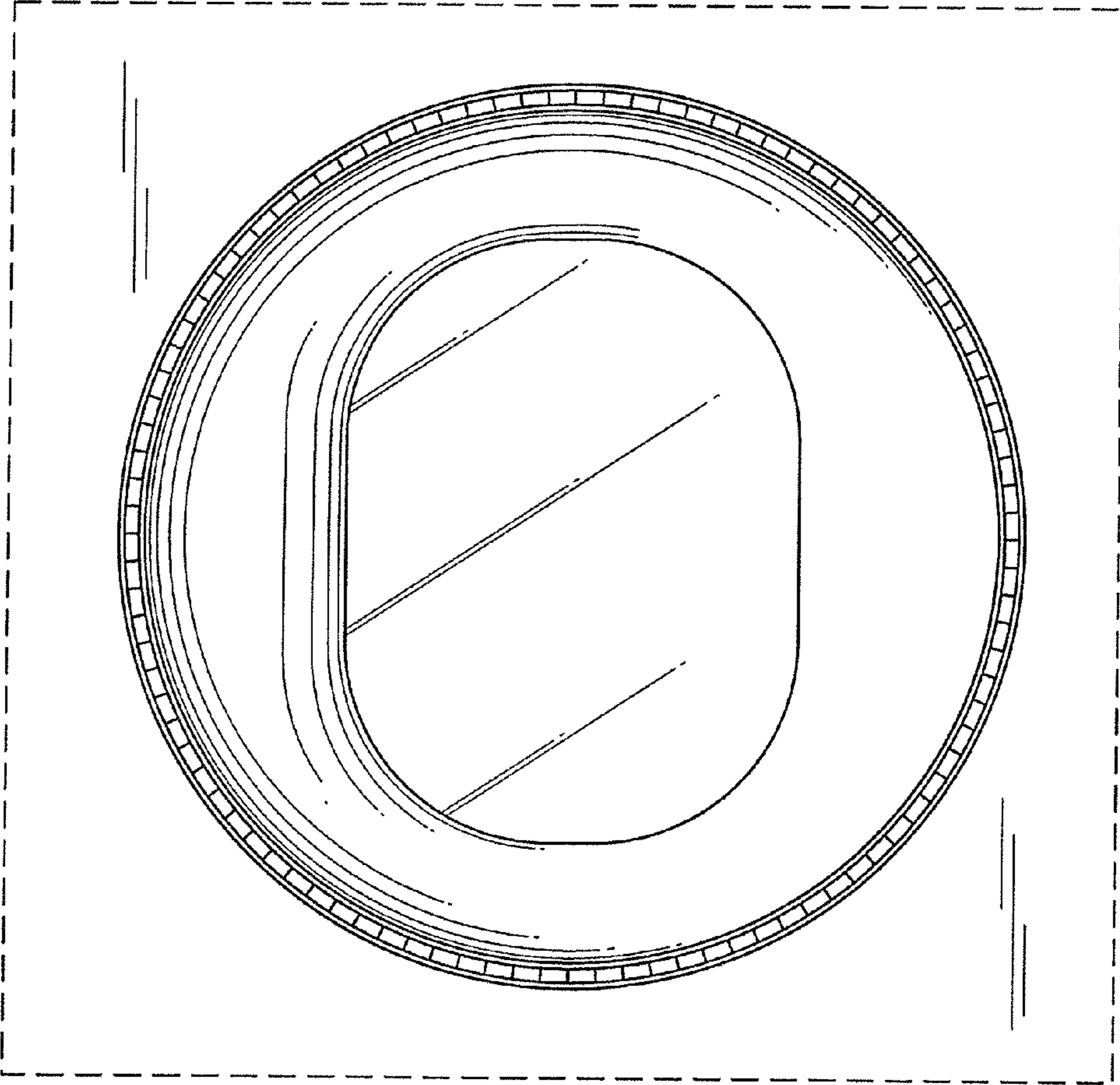


Fig. 4