



US00D728443S

(12) **United States Design Patent**
Haworth

(10) **Patent No.:** **US D728,443 S**

(45) **Date of Patent:** **** May 5, 2015**

(54) **WIPER BLADE ORNAMENT**

(71) Applicant: **Rebecca L. Haworth**, Tampa, FL (US)

(72) Inventor: **Rebecca L. Haworth**, Tampa, FL (US)

(73) Assignee: **University of South Florida**, Tampa, FL (US)

(**) Term: **14 Years**

(21) Appl. No.: **29/507,214**

(22) Filed: **Oct. 24, 2014**

(51) **LOC (10) Cl.** **12-06**

(52) **U.S. Cl.**
USPC **D12/220**

(58) **Field of Classification Search**
USPC D12/219-220; 15/246, 247, 250.001,
15/250.4, 250.361, 250.19, 250.48,
15/250.03, 250.31-250.33, 250.351,
15/250.38, 250.201, 250.451, 250.458,
15/250.04, 250.07, 250.44

See application file for complete search history.

(56) **References Cited**

U.S. PATENT DOCUMENTS

D517,881 S *	3/2006	Kelleghan	D8/38
D582,591 S *	12/2008	van der Lande	D26/47
D604,426 S *	11/2009	Kelley	D25/48.3
D620,676 S *	8/2010	Haro et al.	D1/111
D646,688 S *	10/2011	Bradford	D14/480.2
D702,175 S *	4/2014	Kim	D12/219

D704,125 S *	5/2014	Kani et al.	D12/219
D707,173 S *	6/2014	Sanberg	D12/220
D707,611 S *	6/2014	Sanberg	D12/220
D707,612 S *	6/2014	Sanberg	D12/220
D707,613 S *	6/2014	Sanberg	D12/220
D712,337 S *	9/2014	An	D12/219
D713,319 S *	9/2014	An	D12/219
D716,714 S *	11/2014	Kim	D12/219
D721,948 S *	2/2015	Hellkamp	D8/395
2005/0235448 A1 *	10/2005	Richard	15/257.01

* cited by examiner

Primary Examiner — Katrina A Betton

(74) *Attorney, Agent, or Firm* — Nicholas Pfeifer; Smith & Hopen, P.A.

(57) **CLAIM**

The ornamental design for a wiper blade ornament, as shown and described.

DESCRIPTION

FIG. 1 is a perspective view of a wiper blade ornament, showing the novel design;

FIG. 2 is a front perspective view of the wiper blade ornament shown in FIG. 1;


FIG. 3 is a rear perspective view of the wiper blade ornament shown in FIG. 1;

FIG. 4 is a front perspective view of the wiper blade ornament of FIG. 1 attached to a wiper blade; and,

FIG. 5 is a close-up view of the wiper blade ornament attached to a wiper blade as shown in FIG. 4.

The matter delineated in broken lines forms no part of the claimed ornamental design.

1 Claim, 4 Drawing Sheets



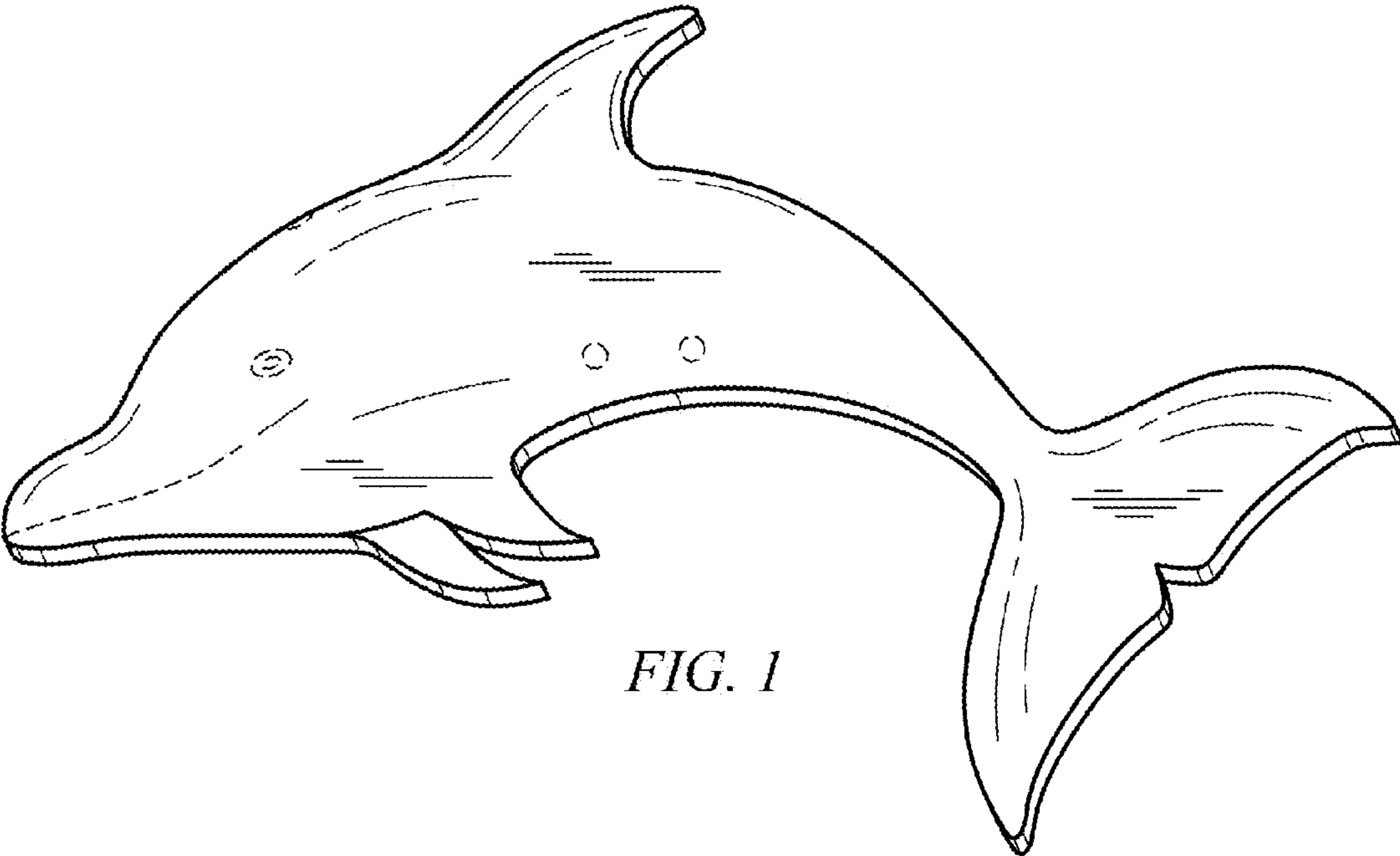


FIG. 1

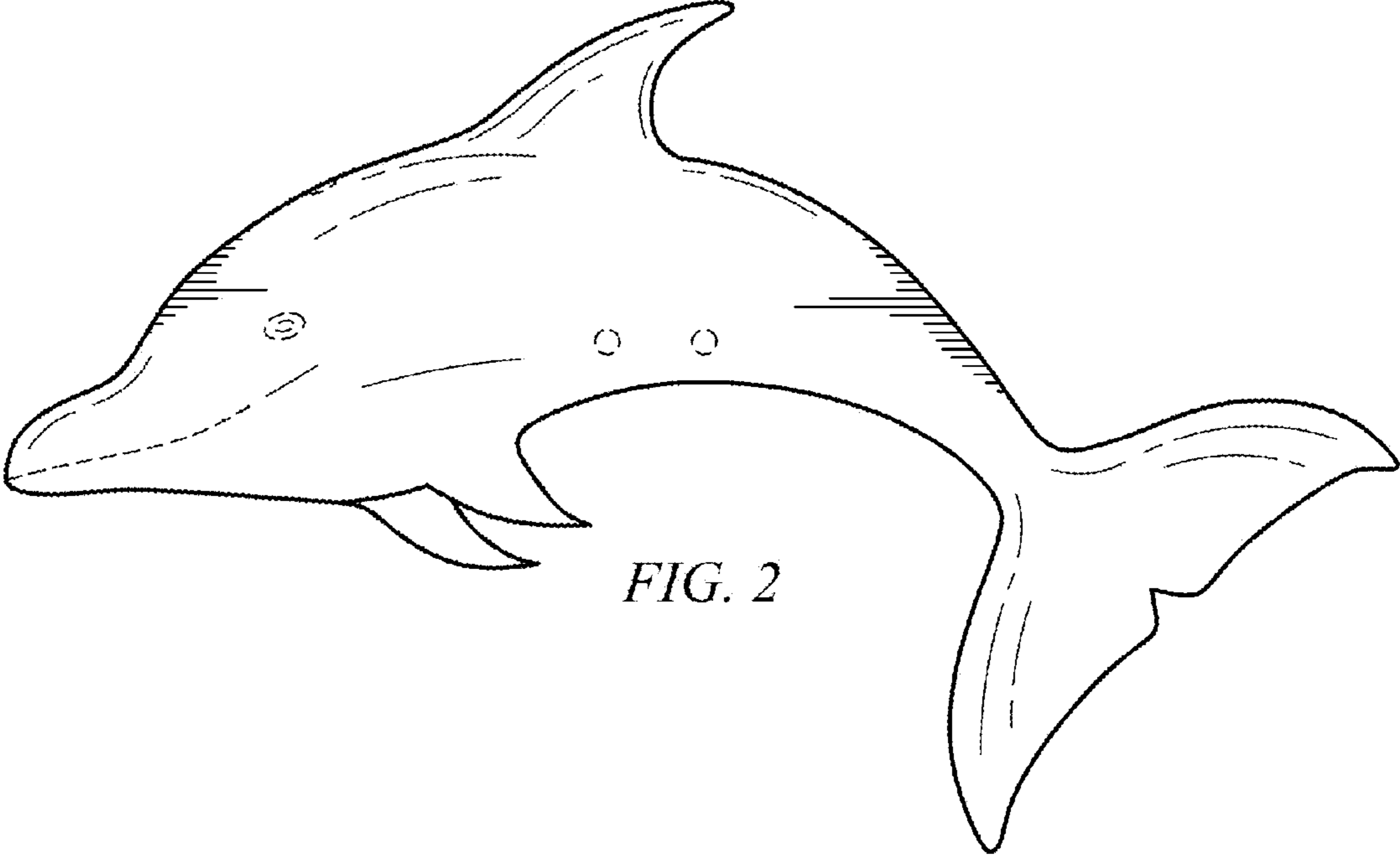


FIG. 2

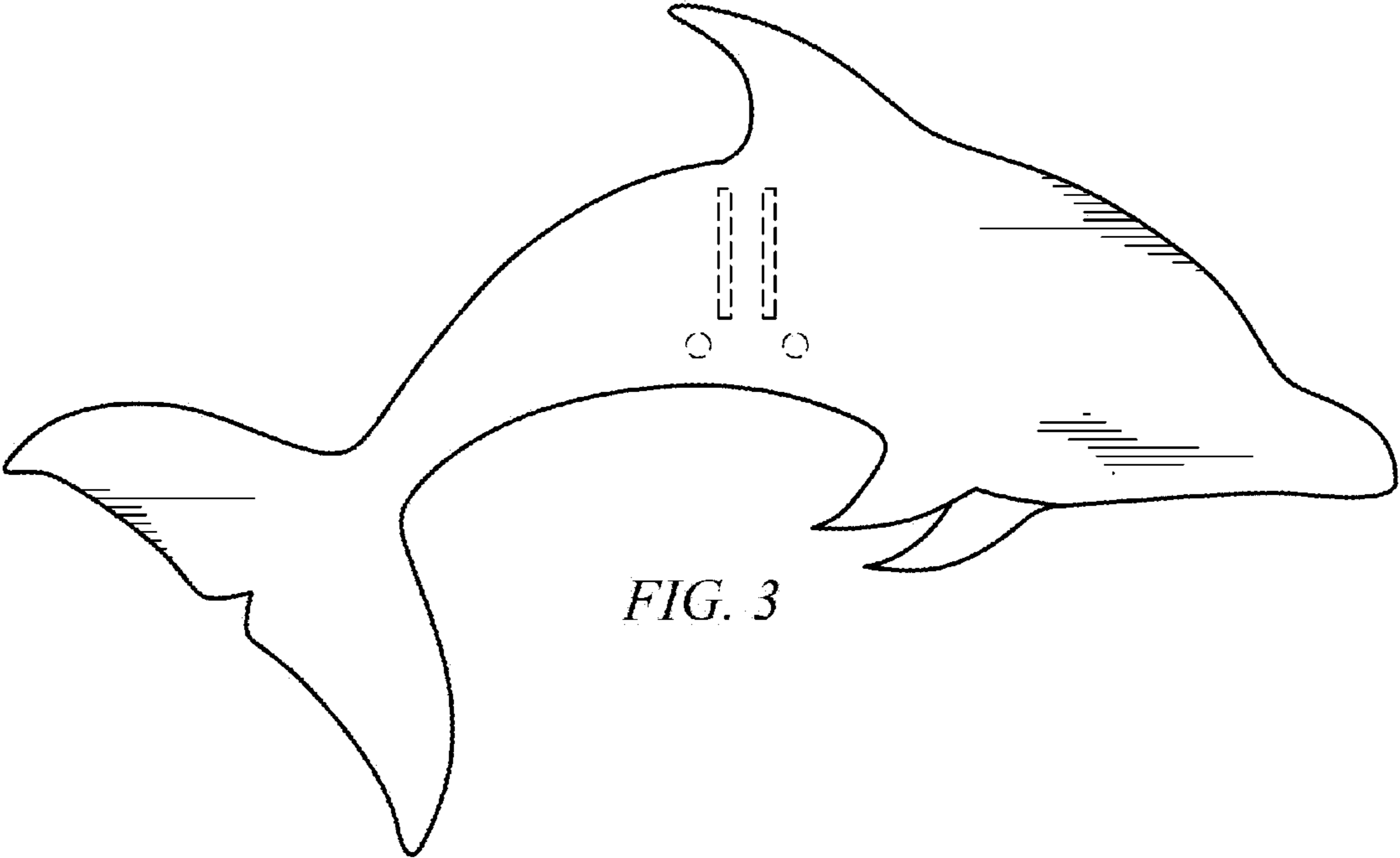


FIG. 3

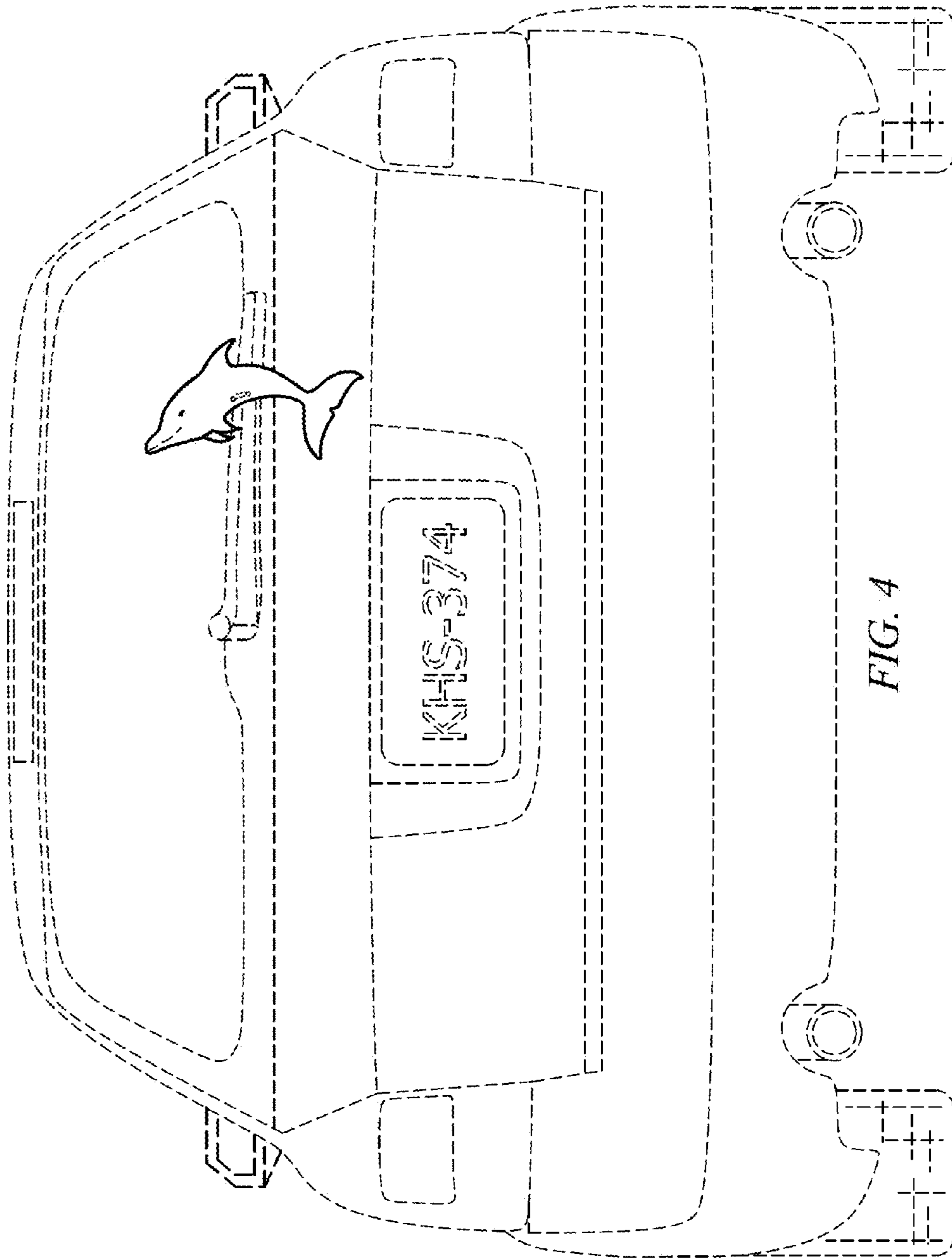


FIG. 4

