



US00D728430S

(12) **United States Design Patent**  
**Yeh et al.**

(10) **Patent No.:** **US D728,430 S**

(45) **Date of Patent:** **\*\* May 5, 2015**

(54) **SCOOTER TYPE VEHICLE**  
(71) Applicants: **Chingsang Yeh**, Taoyuan (TW); **Yaote Wang**, Taoyuan (TW); **Hungcheng Chou**, Taoyuan (TW)  
(72) Inventors: **Chingsang Yeh**, Taoyuan (TW); **Yaote Wang**, Taoyuan (TW); **Hungcheng Chou**, Taoyuan (TW)  
(73) Assignee: **Yamaha Hatsudoki Kabushiki Kaisha** (JP)  
(\*\*) Term: **14 Years**

D593,909 S \* 6/2009 Chiu et al. .... D12/110  
D596,535 S \* 7/2009 Katagiri et al. .... D12/110  
D605,562 S \* 12/2009 Kitayama et al. .... D12/110  
D623,093 S \* 9/2010 Tsuji et al. .... D12/110  
D627,689 S \* 11/2010 Ishiguri et al. .... D12/110  
D635,489 S \* 4/2011 Tsukui ..... D12/110  
D649,913 S \* 12/2011 Tsukui et al. .... D12/110  
D666,533 S \* 9/2012 Wilm ..... D12/110  
D670,207 S \* 11/2012 Otombe ..... D12/110  
D671,038 S \* 11/2012 Huang et al. .... D12/110  
D674,321 S \* 1/2013 Huang et al. .... D12/110  
D680,912 S \* 4/2013 Lambri et al. .... D12/110  
D682,743 S \* 5/2013 Lambri et al. .... D12/110  
D688,163 S \* 8/2013 Kohinata ..... D12/110  
D690,624 S \* 10/2013 Okubo et al. .... D12/110  
D697,835 S \* 1/2014 Kito et al. .... D12/110

(21) Appl. No.: **29/460,739**  
(22) Filed: **Jul. 15, 2013**  
(30) **Foreign Application Priority Data**  
Jan. 30, 2013 (TW) ..... 102300832  
(51) **LOC (10) Cl.** ..... **12-11**  
(52) **U.S. Cl.**  
USPC ..... **D12/110**  
(58) **Field of Classification Search**  
USPC ..... D12/110, 114; 180/219, 220, 225, 229;  
296/37.12, 78.1  
See application file for complete search history.

**FOREIGN PATENT DOCUMENTS**

JP D1323985 3/2008  
JP D1360913 6/2009  
JP D1377834 1/2010  
TW D119854 11/2007  
TW D129320 6/2009

\* cited by examiner

*Primary Examiner* — Robert M Spear  
*Assistant Examiner* — Ryan Harvey  
(74) *Attorney, Agent, or Firm* — Ostrolenk Faber LLP


(57) **CLAIM**  
The ornamental design for a scooter type vehicle, as shown.

**DESCRIPTION**

FIG. 1 is a front, perspective view of a scooter type vehicle showing our new design;  
FIG. 2 is a rear perspective view thereof;  
FIG. 3 is a front view thereof;  
FIG. 4 is a rear view thereof;  
FIG. 5 is a right side view thereof;  
FIG. 6 is a left side view thereof; and,  
FIG. 7 is a top view thereof.

**1 Claim, 7 Drawing Sheets**

(56) **References Cited**  
**U.S. PATENT DOCUMENTS**  
D443,232 S \* 6/2001 Chen ..... D12/110  
D493,122 S \* 7/2004 Huang et al. .... D12/110  
D521,415 S \* 5/2006 Kojima et al. .... D12/110  
D534,838 S \* 1/2007 Kato et al. .... D12/110  
D539,192 S \* 3/2007 Chen et al. .... D12/110  
D539,706 S \* 4/2007 Huang ..... D12/110  
D555,543 S \* 11/2007 Shibata et al. .... D12/110  
D555,544 S \* 11/2007 Tanaka et al. .... D12/110  
D557,638 S \* 12/2007 Nakamura et al. .... D12/110






FIG. 1






FIG.2

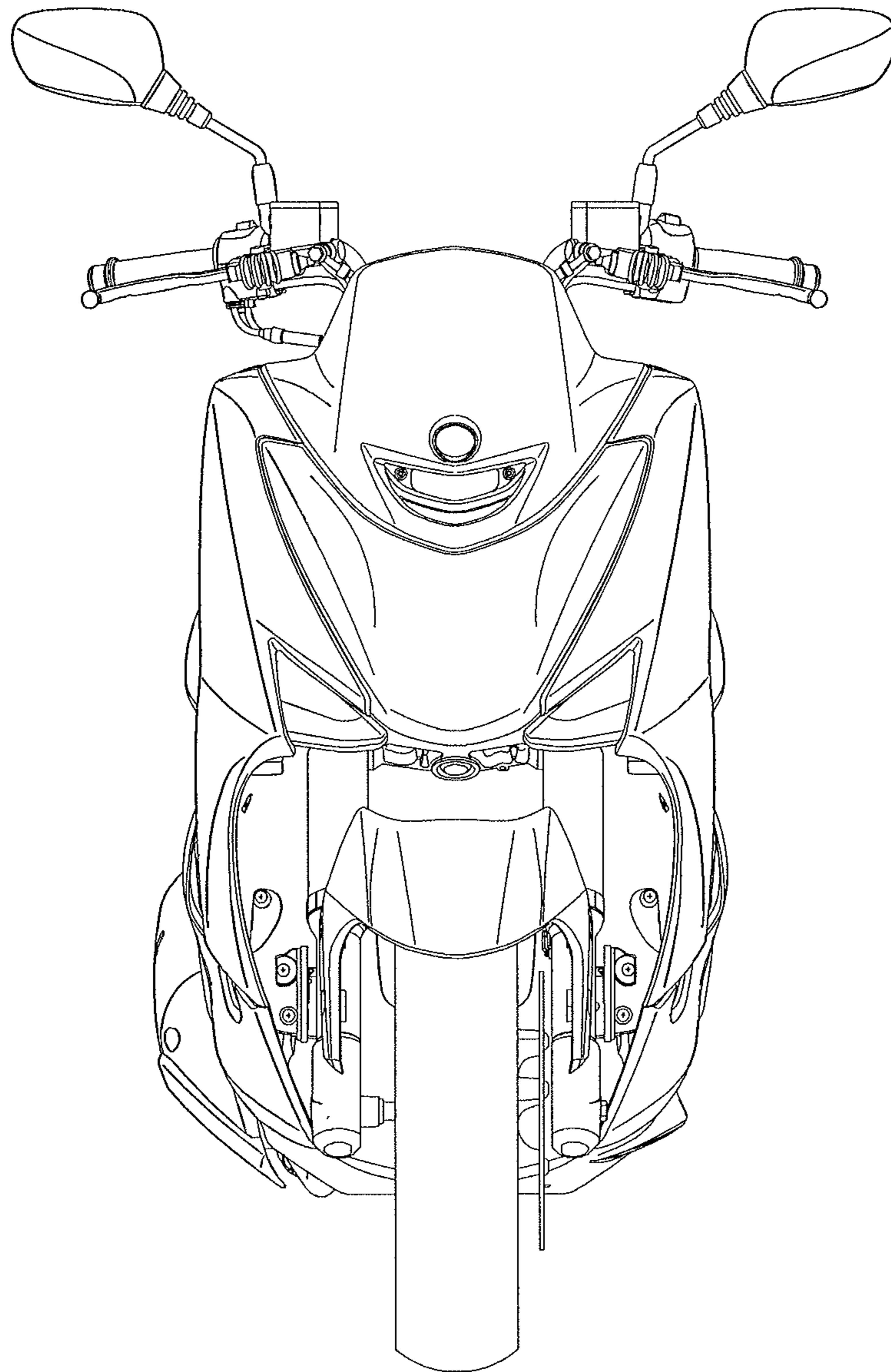


FIG. 3

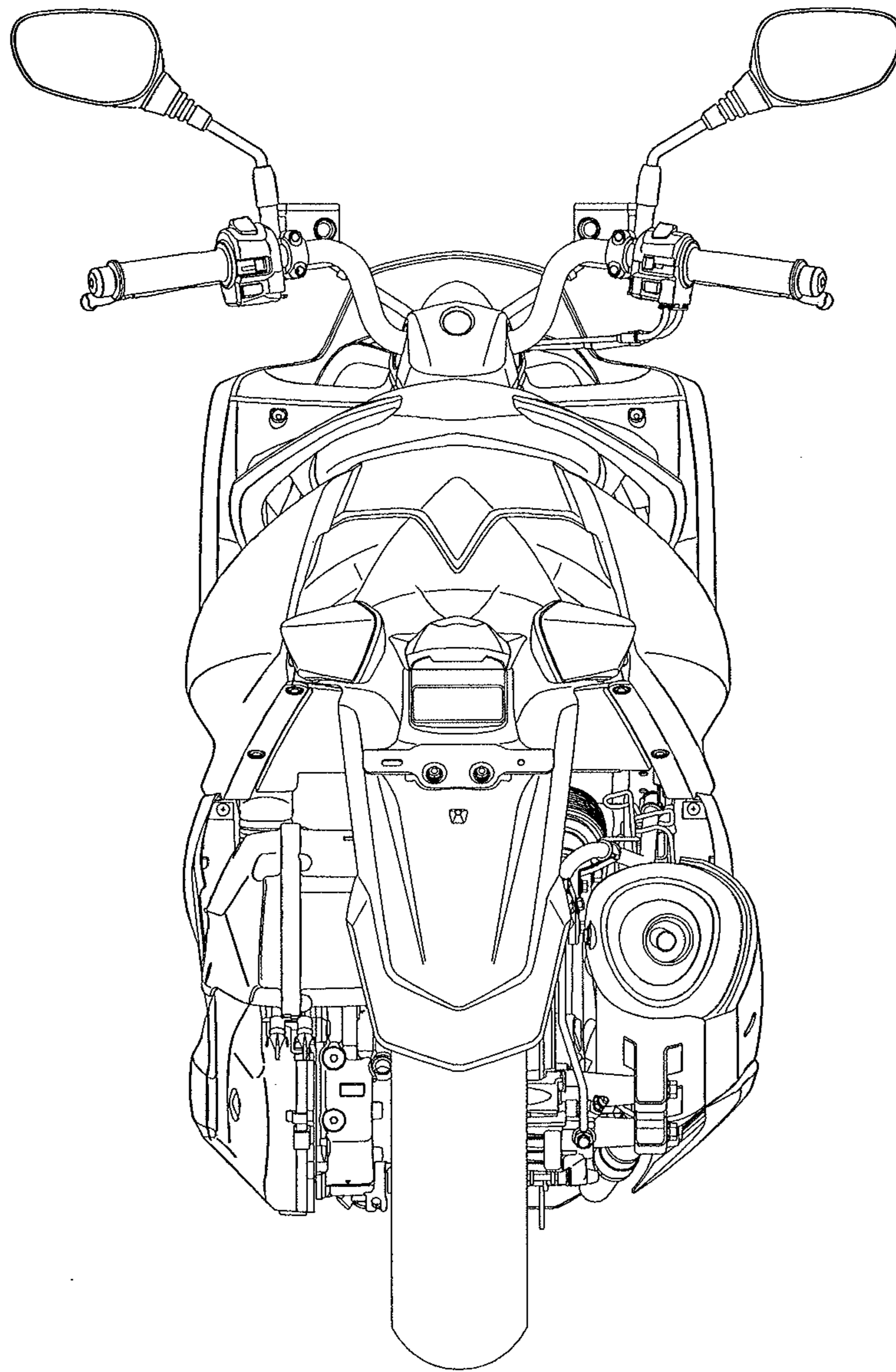


FIG. 4



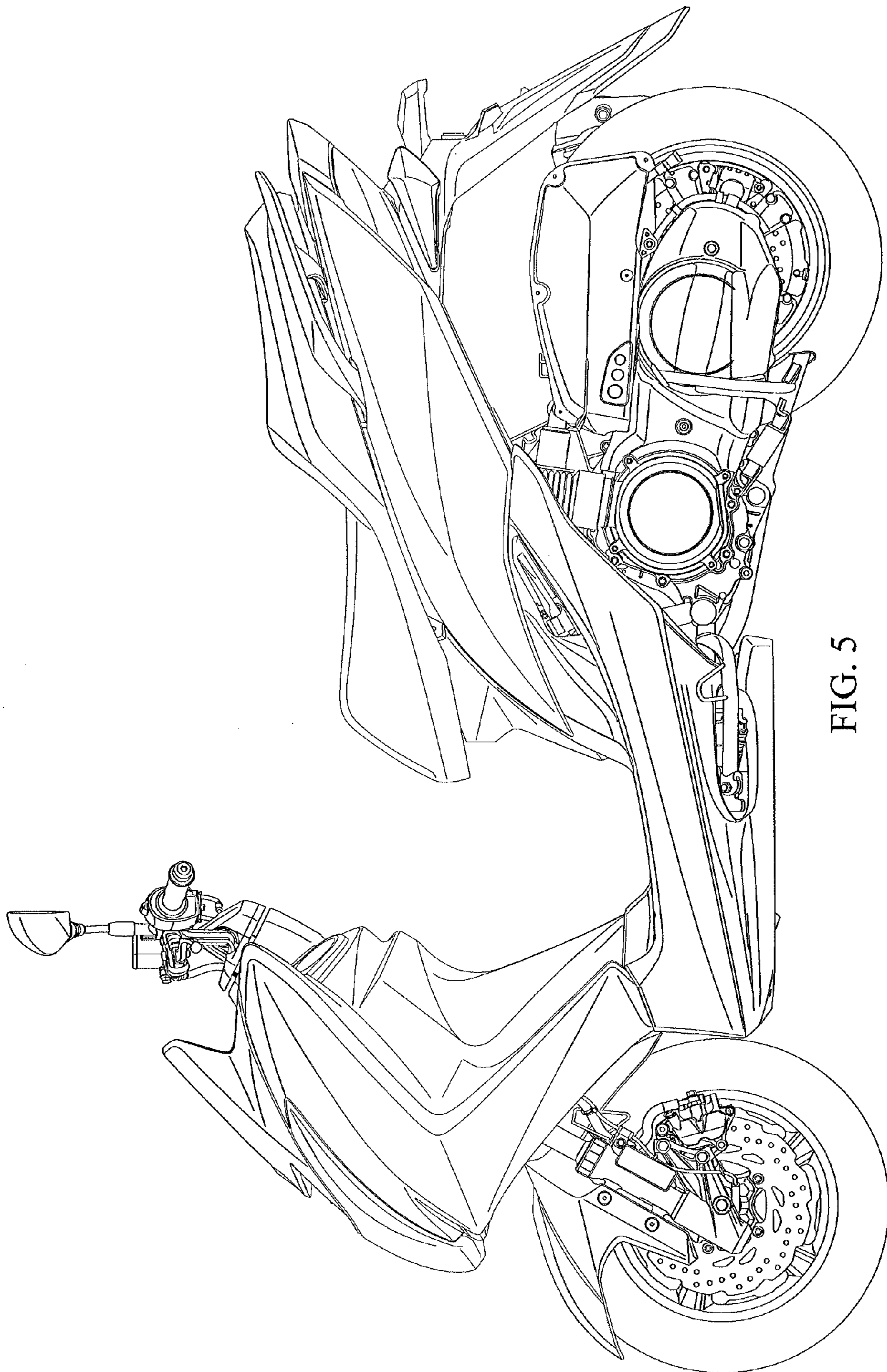


FIG. 5

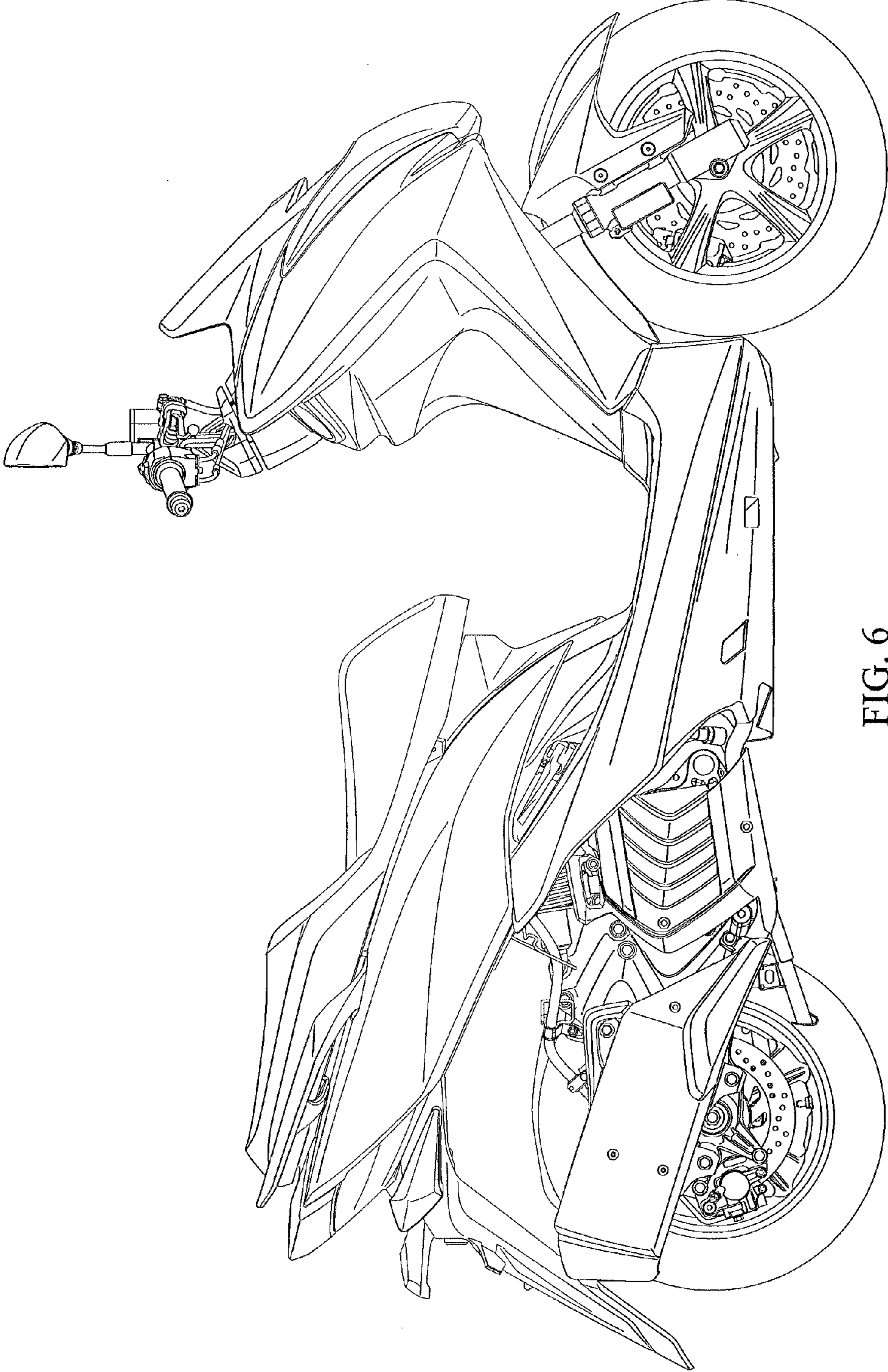


FIG. 6



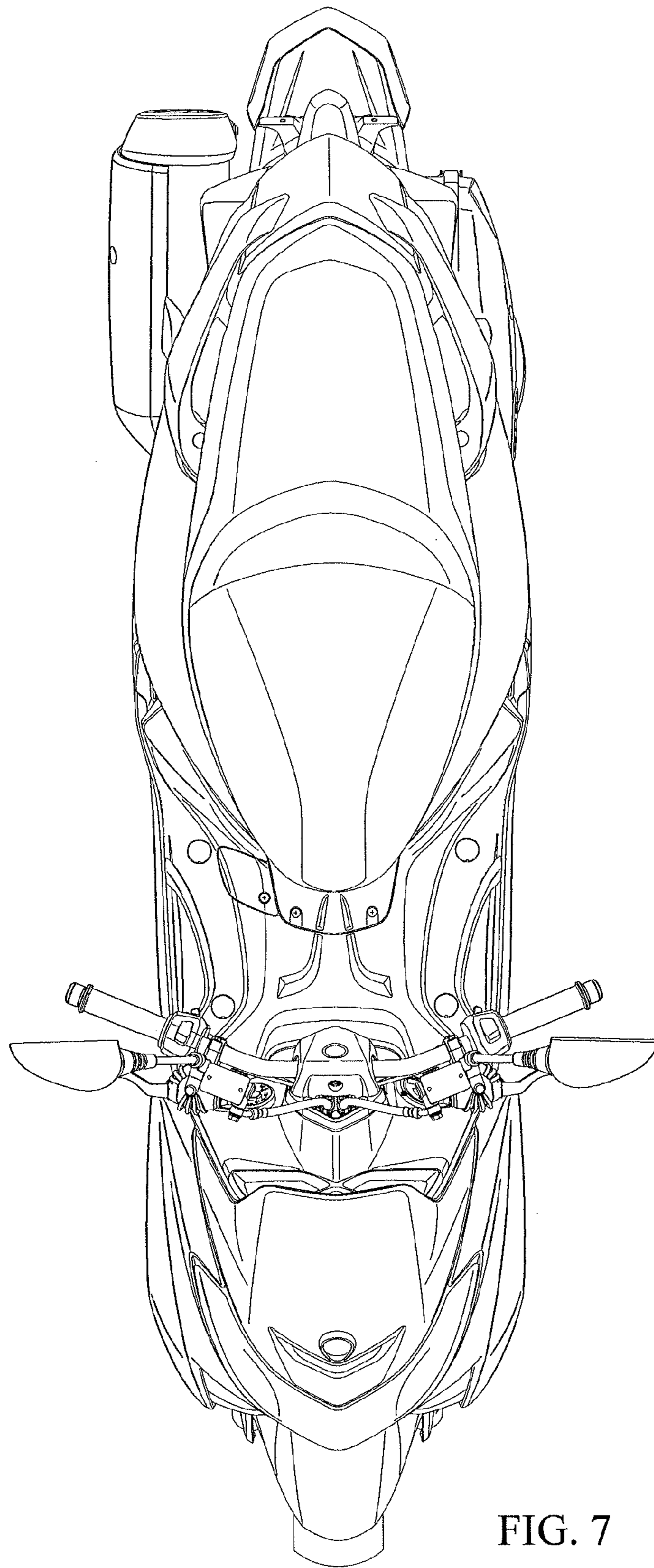


FIG. 7