

US00D728429S

(12) **United States Design Patent**  
**Nissl**

(10) **Patent No.:** **US D728,429 S**  
(45) **Date of Patent:** **\*\* May 5, 2015**

(54) **VEHICLE, TOY, AND/OR REPLICAS THEREOF**

(71) Applicant: **Bayerische Motoren Werke Aktiengesellschaft, Munich (DE)**

(72) Inventor: **Florian Dieter Nissl, Munich (DE)**

(73) Assignee: **Bayerische Motoren Werke Aktiengesellschaft, Munich (DE)**

(\*\*) Term: **14 Years**

(21) Appl. No.: **29/481,906**

(22) Filed: **Feb. 12, 2014**

(30) **Foreign Application Priority Data**

Aug. 14, 2013 (EM) ..... 002291914-0001

(51) **LOC (10) CL.** ..... **12-08**

(52) **U.S. Cl.**  
USPC ..... **D12/92**

(58) **Field of Classification Search**  
CPC ..... B62D 35/00; B62D 25/00; B62D 25/06; B62D 33/00  
USPC ..... D12/86, 90-92; D21/421, 433, 434; 296/181.1, 181.5  
See application file for complete search history.

(56) **References Cited**

**U.S. PATENT DOCUMENTS**

D583,711 S 12/2008 Elmitt  
D620,843 S \* 8/2010 Froehlich ..... D12/92

D638,753 S \* 5/2011 Faghihzadeh ..... D12/92  
D638,754 S \* 5/2011 Faghihzadeh ..... D12/92  
D639,209 S \* 6/2011 Faghihzadeh ..... D12/92  
D714,191 S \* 9/2014 Selvaag ..... D12/92  
D714,192 S \* 9/2014 Huet ..... D12/92  
D714,687 S \* 10/2014 Selvaag ..... D12/92  
D716,187 S \* 10/2014 Beermann ..... D12/92  
D716,189 S \* 10/2014 Nordmann ..... D12/92

**FOREIGN PATENT DOCUMENTS**

EM 000715974-0003 2/2008  
EM 002250027-0001 6/2013

\* cited by examiner

*Primary Examiner* — Melody N Brown

(74) *Attorney, Agent, or Firm* — Crowell & Moring LLP

(57) **CLAIM**

The ornamental design for a vehicle, toy, and/or replicas thereof, as shown and described.

**DESCRIPTION**

This application contains subject matter related to the following co-pending U.S. design patent application: Application Ser. No. 29/456,880, filed Jun. 5, 2013 and entitled "Vehicle, Toy, and/or Replicas Thereof." FIG. 1 is a left, front perspective view of a vehicle, toy, and/or replicas thereof according to the design; FIG. 2 is a left side view thereof, the right side view being mirror symmetrical; FIG. 3 is a left, rear perspective view thereof; FIG. 4 is a front view thereof; and, FIG. 5 is a rear view thereof.

**1 Claim, 5 Drawing Sheets**







Fig. 1





Fig. 2



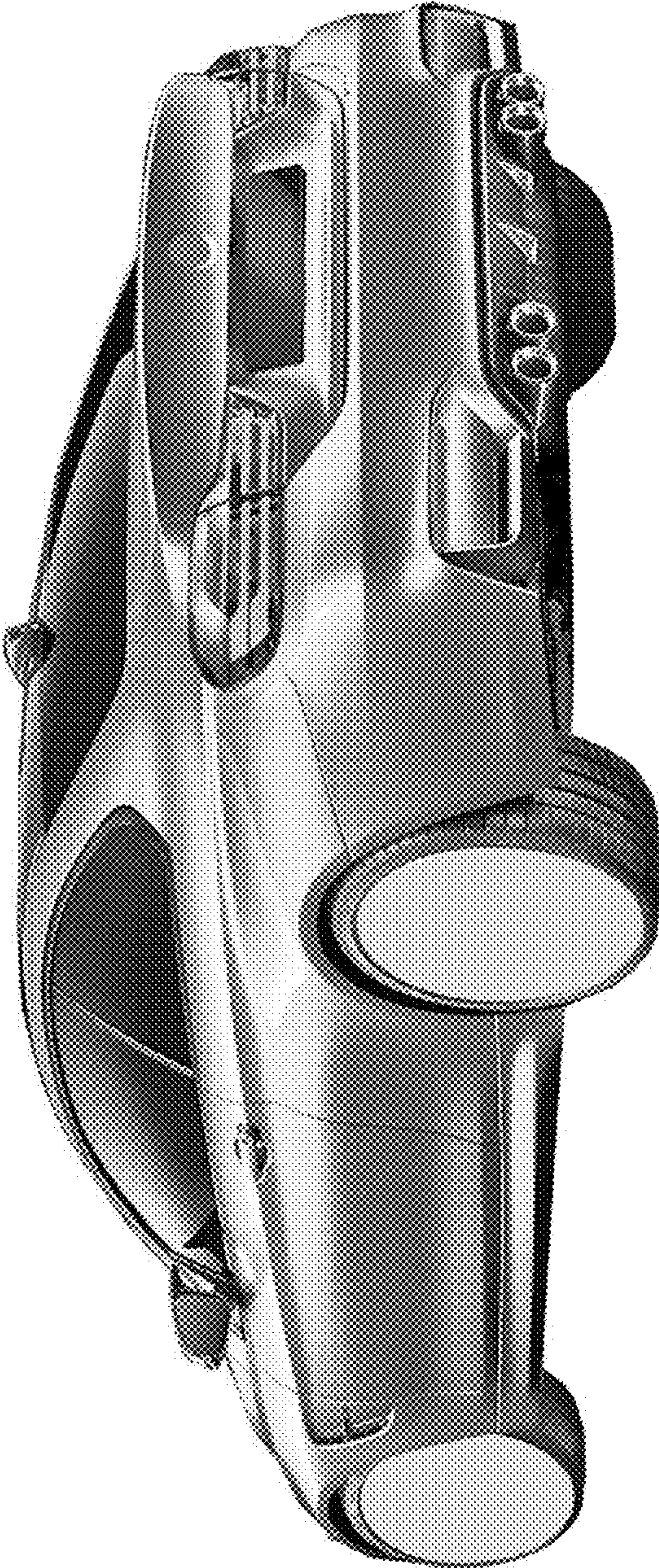


Fig. 3






Fig. 4






Fig. 5