



US00D728412S

(12) **United States Design Patent**
Dobashi

(10) **Patent No.:** **US D728,412 S**
(45) **Date of Patent:** **** May 5, 2015**

(54) **JEWELRY COMPONENT**
(71) Applicant: **Crossfor Co., Ltd.**, Yamanashi (JP)
(72) Inventor: **Hidetaka Dobashi**, Yamanashi (JP)
(73) Assignee: **Crossfor Co., Ltd.**, Yamanashi (JP)
(**) Term: **14 Years**

D497,120 S * 10/2004 Chia et al. D11/93
D630,544 S * 1/2011 Sobchenko D11/91
D668,984 S * 10/2012 Sasportas D11/1
D691,907 S * 10/2013 Simpson D11/1
8,701,438 B1 * 4/2014 Kovel 63/3.1
D712,302 S * 9/2014 Dholakiya D11/91
2005/0235695 A1 * 10/2005 Kerleroux et al. 63/27
2008/0053148 A1 * 3/2008 Cohen 63/26
2010/0024480 A1 * 2/2010 Emer 63/1.14

(21) Appl. No.: **29/496,248**
(22) Filed: **Jul. 10, 2014**
(51) **LOC (10) Cl.** **11-01**
(52) **U.S. Cl.**
USPC **D11/91**
(58) **Field of Classification Search**
USPC D11/79-86, 90, 91, 92, 1, 2, 40-43, 16,
D11/7; 63/1.11, 18-20, 26-28, 29.1, 29.2,
63/30, 31, 35, 40, 1.16, 1.17; 24/4, 574.1,
24/906

OTHER PUBLICATIONS

[Online] <http://www.crossfor.com/search/productimg/1114.jpg>.
Retrieved Mar. 5, 2015.*

* cited by examiner

Primary Examiner — Jennifer Rivard
Assistant Examiner — Melanie Pellegrini
(74) *Attorney, Agent, or Firm* — Li & Cai Intellectual
Property (USA) Office

(57) **CLAIM**
The ornamental design for a “jewelry component,” as shown
and described.

See application file for complete search history.

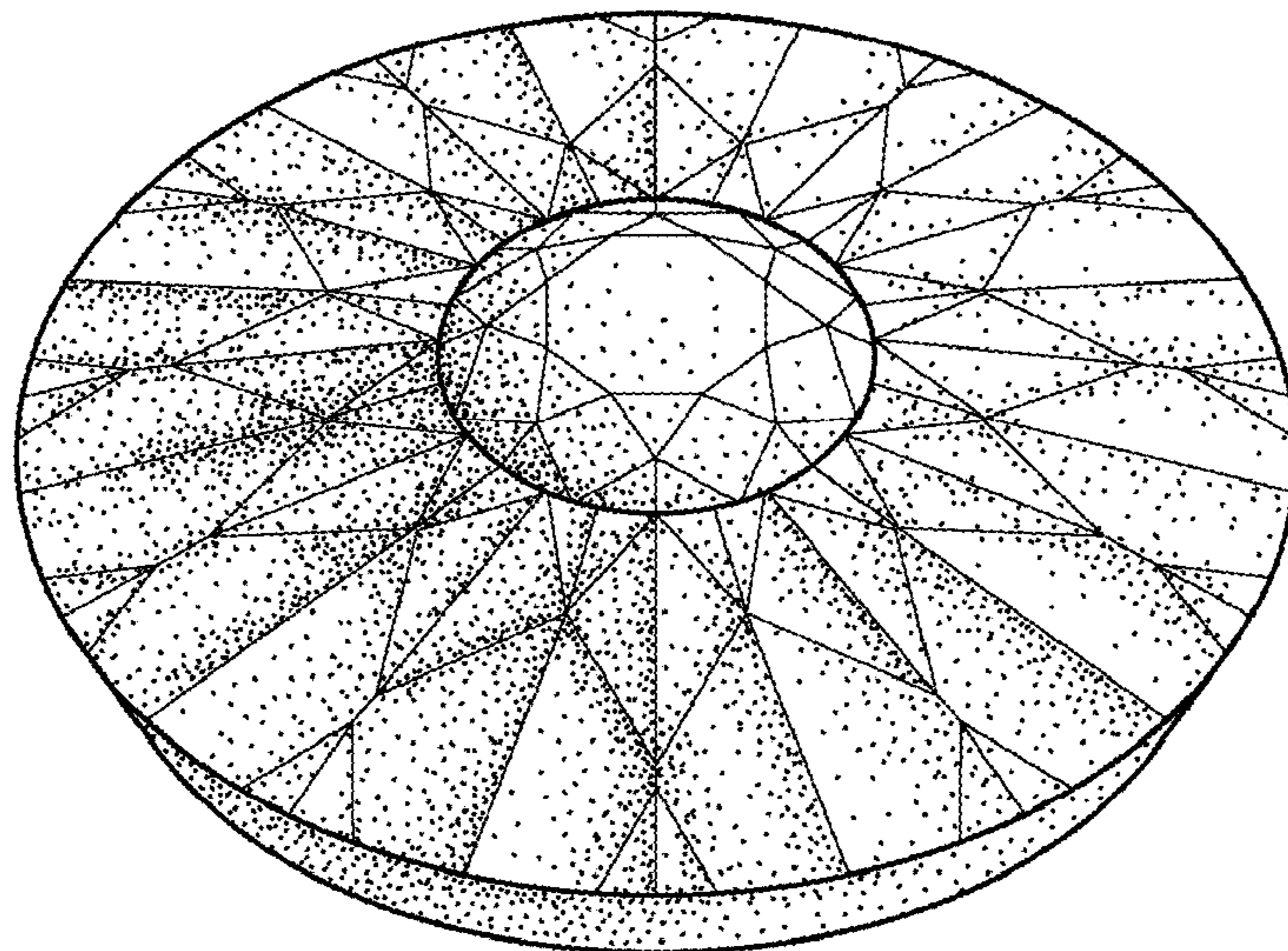
DESCRIPTION

(56) **References Cited**
U.S. PATENT DOCUMENTS

D40,888 S * 9/1910 Fishel D11/90
D55,597 S * 7/1920 Felger D11/91
D58,307 S * 7/1921 Davidson D11/90
D62,268 S * 4/1923 Stern D11/90
4,935,268 A * 6/1990 Poll 428/15
D413,279 S * 8/1999 Steinberg D11/91
D460,014 S * 7/2002 Williams et al. D11/1
D489,024 S * 4/2004 Beber et al. D11/91

FIG. 1 is a perspective view of a jewelry component showing
my new design;
FIG. 2 is a front view thereof;
FIG. 3 is a top view thereof;
FIG. 4 is a bottom view thereof; and,
FIG. 5 is a bottom perspective view thereof.
The rear view, the left side view and the right side view of the
jewelry component are herein omitted, because they are the
same as the front view of the jewelry component.

1 Claim, 5 Drawing Sheets



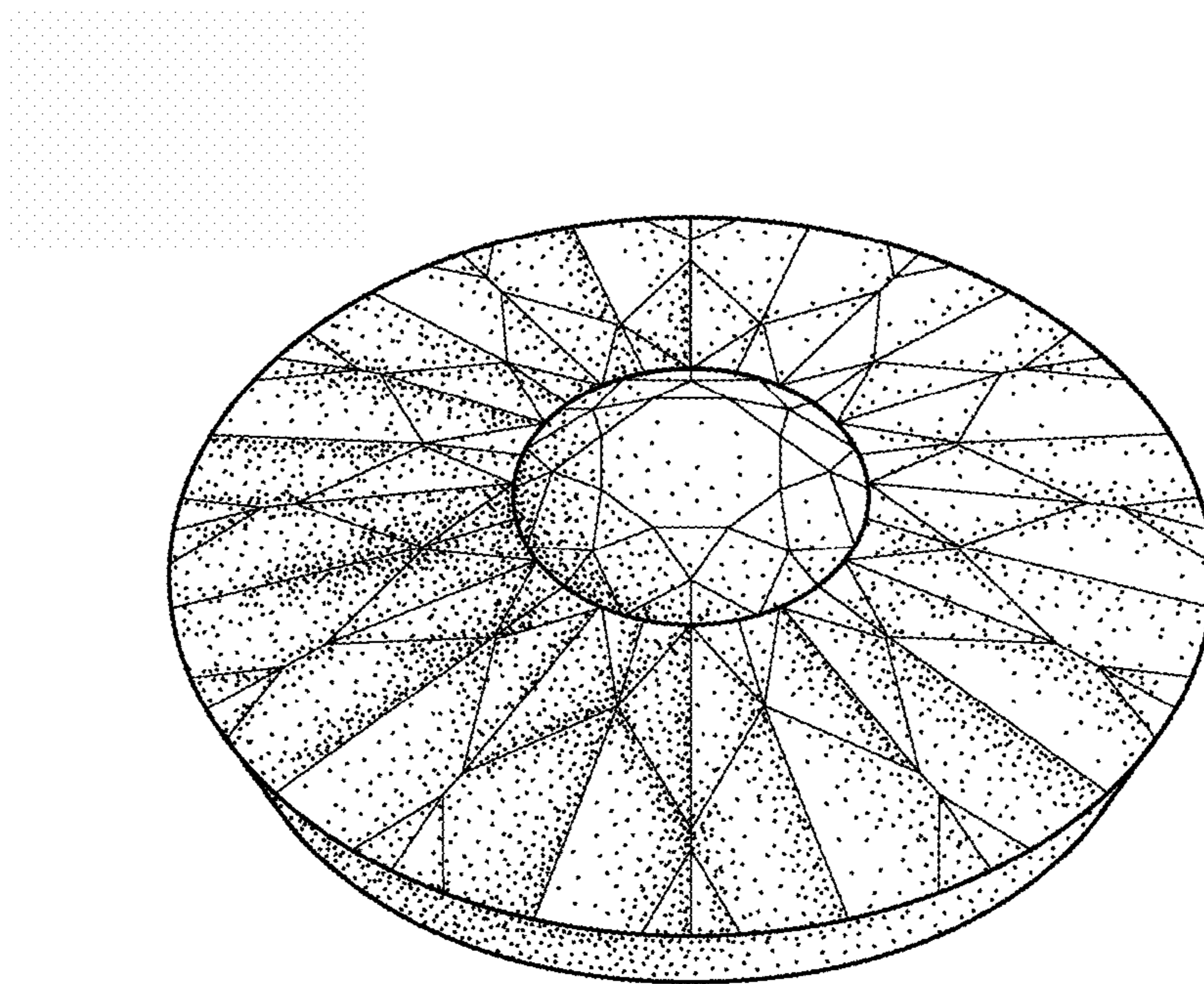


FIG. 1

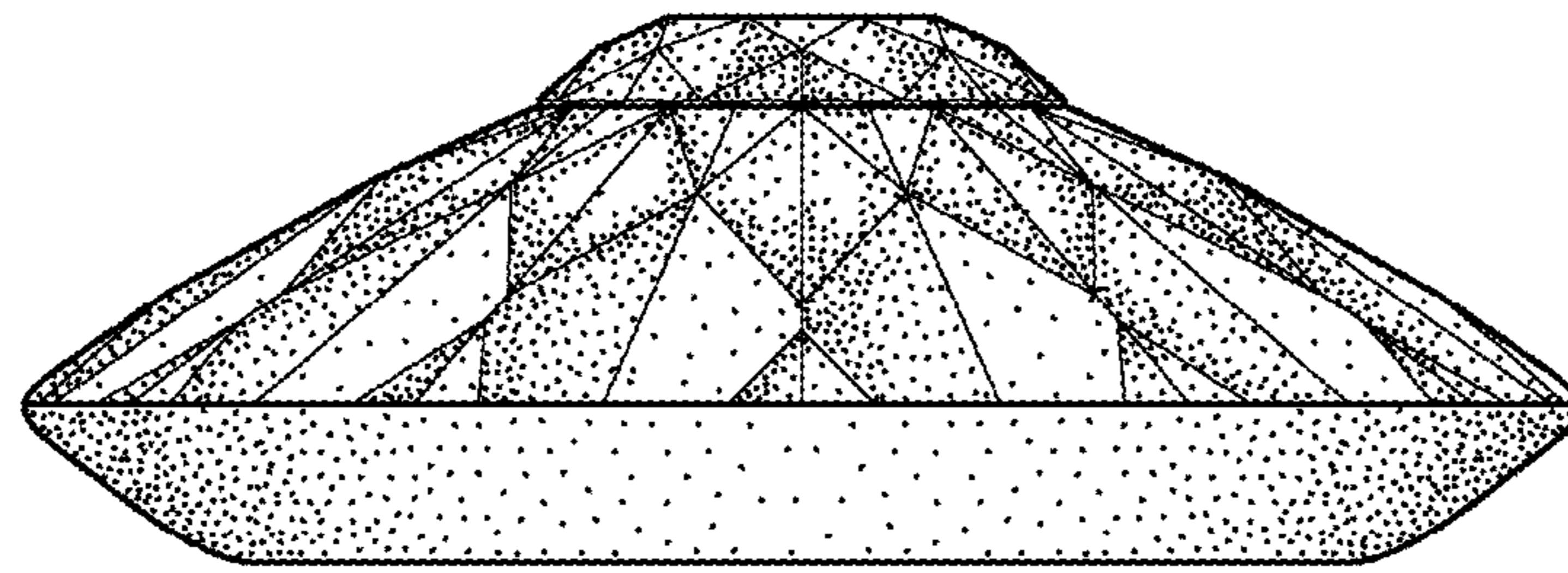



FIG.2

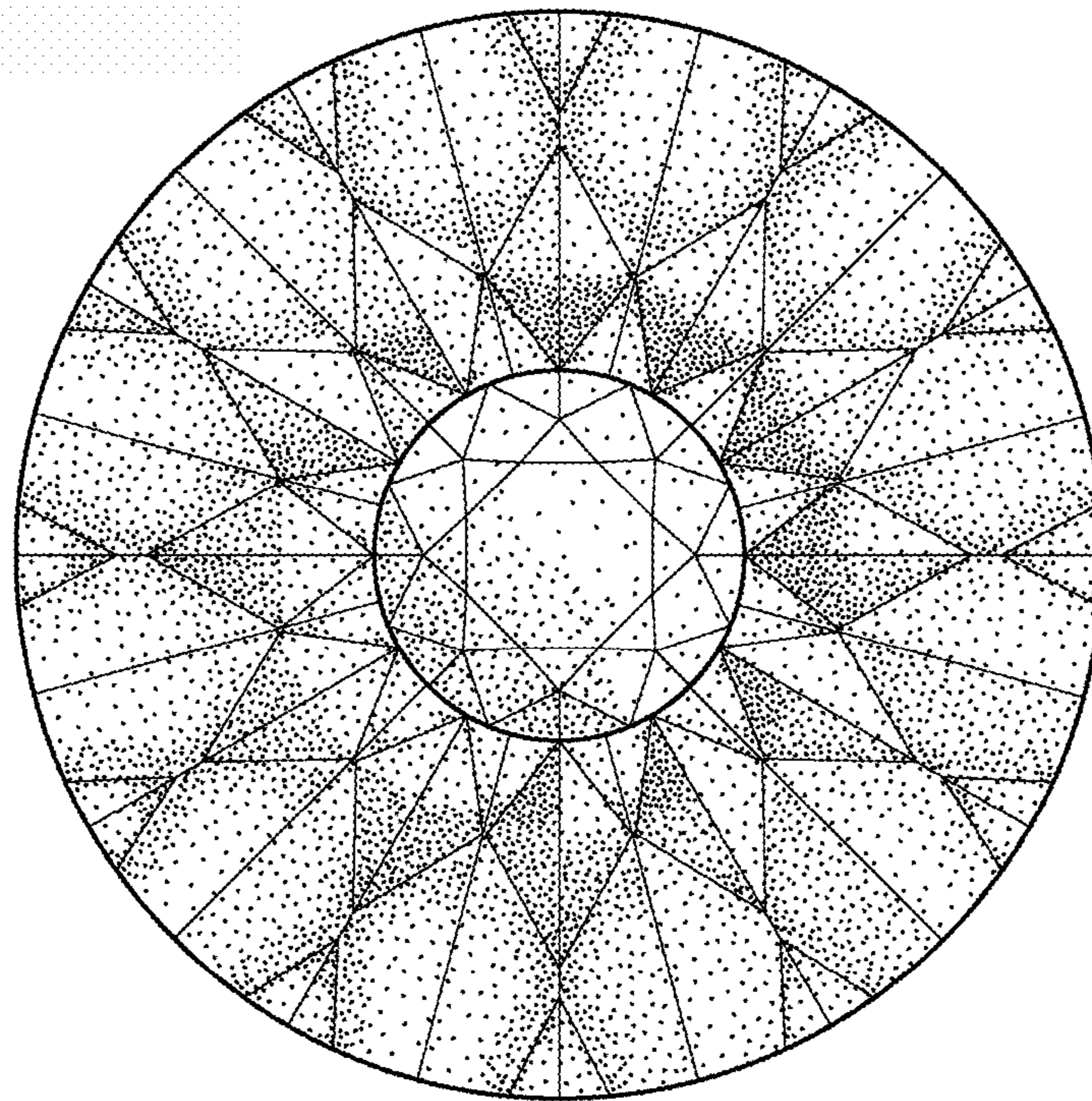


FIG.3

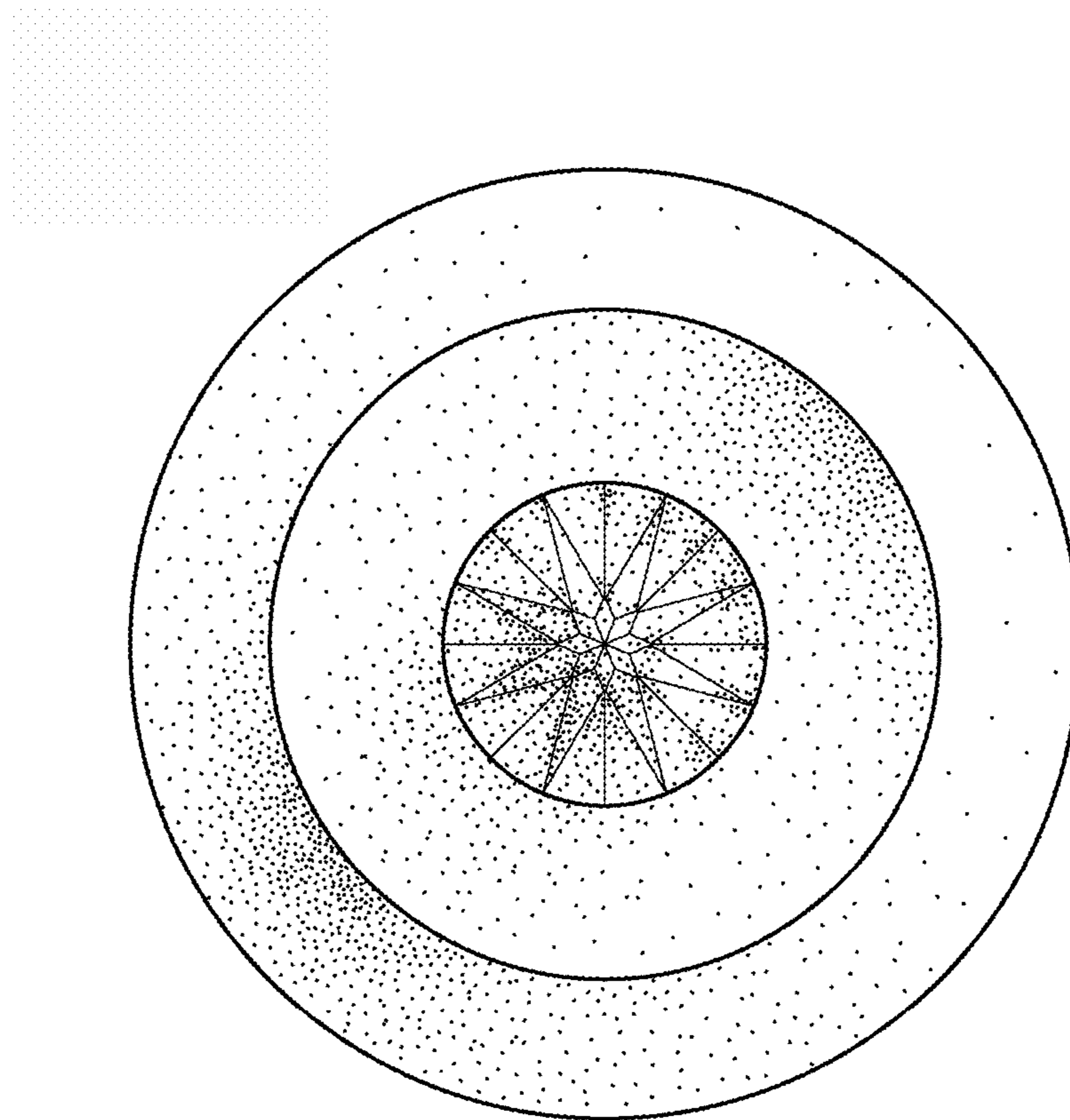


FIG. 4

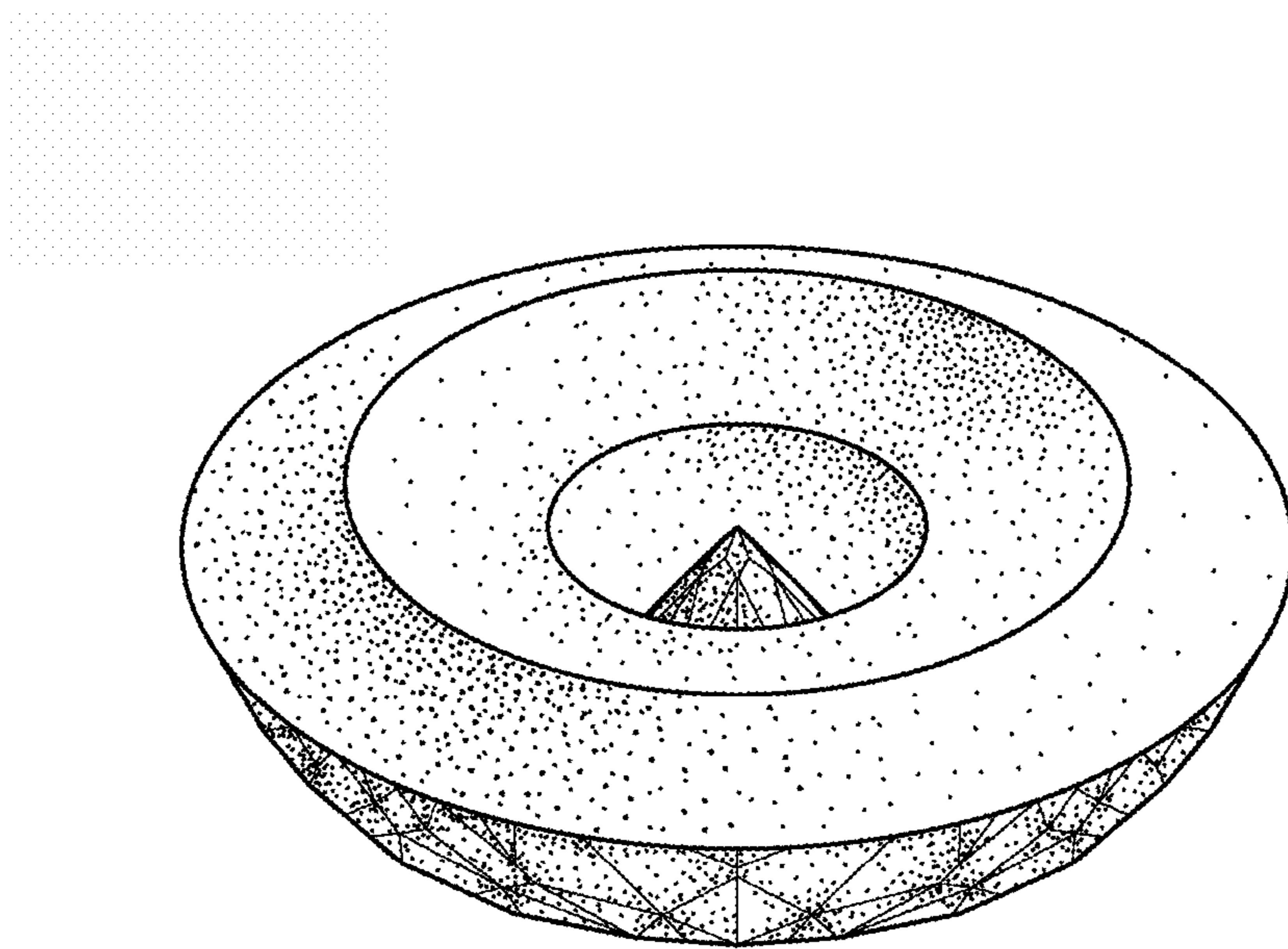


FIG. 5