



US00D728390S

(12) **United States Design Patent**
Tucker

(10) **Patent No.:** **US D728,390 S**

(45) **Date of Patent:** **** May 5, 2015**

(54) **TEMPLATE FOR CUTTING QUILTING FABRIC**

2013/0014681 A1* 1/2013 Kennedy et al. 112/475.08

* cited by examiner

(71) Applicant: **Deborah K. Tucker**, Cogan Station, PA (US)

Primary Examiner — Antoine D Davis

(74) *Attorney, Agent, or Firm* — Stan Jones, Patents

(72) Inventor: **Deborah K. Tucker**, Cogan Station, PA (US)

(57) **CLAIM**

The ornamental design for a template for cutting quilting fabric, as shown and described.

(**) Term: **14 Years**

(21) Appl. No.: **29/463,990**

DESCRIPTION

(22) Filed: **Apr. 24, 2014**

(51) **LOC (10) Cl.** **10-04**

(52) **U.S. Cl.**
USPC **D10/64**

(58) **Field of Classification Search**
CPC B43L 13/20; B43L 13/201; B43L 13/203;
B43L 13/205; B43L 13/206; B43L 13/208;
B43L 7/005; B43L 7/027; G01B 3/14; B25H
7/02; D05B 97/12
USPC D10/64
See application file for complete search history.

FIG. 1 is a top surface view of my template for cutting quilting fabric showing both solid and dashed lines associated with placement lines for the process of precisely cutting pieces of fabric useful in quilting; and wherein the solid and dashed lines are symbols used as measuring and visual guides. The dashed lines are not for illustrative purposes, but rather indicate stitching locations in different configurations as visual aids for a quilter using my invention of a template for cutting quilting fabric;

FIG. 2 is a bottom surface view of my template for cutting quilting fabric design showing, in reverse position, the top surface lines and guidance symbols when viewing such bottom surface through the clear acrylic of the template for cutting quilting fabric. Otherwise, the bottom surface view is flat and lacking in any ornamentation.

FIG. 3 is a right hand side edge view of my template for cutting quilting fabric with the left edge view being essentially the same;

FIG. 4 is a top surface view of my template for cutting quilting fabric design and includes the guidance lines of FIG. 1 with the addition of numbers that indicate stitching locations in different configurations as visual aids for a quilter using my template for cutting quilting fabric design invention; and,

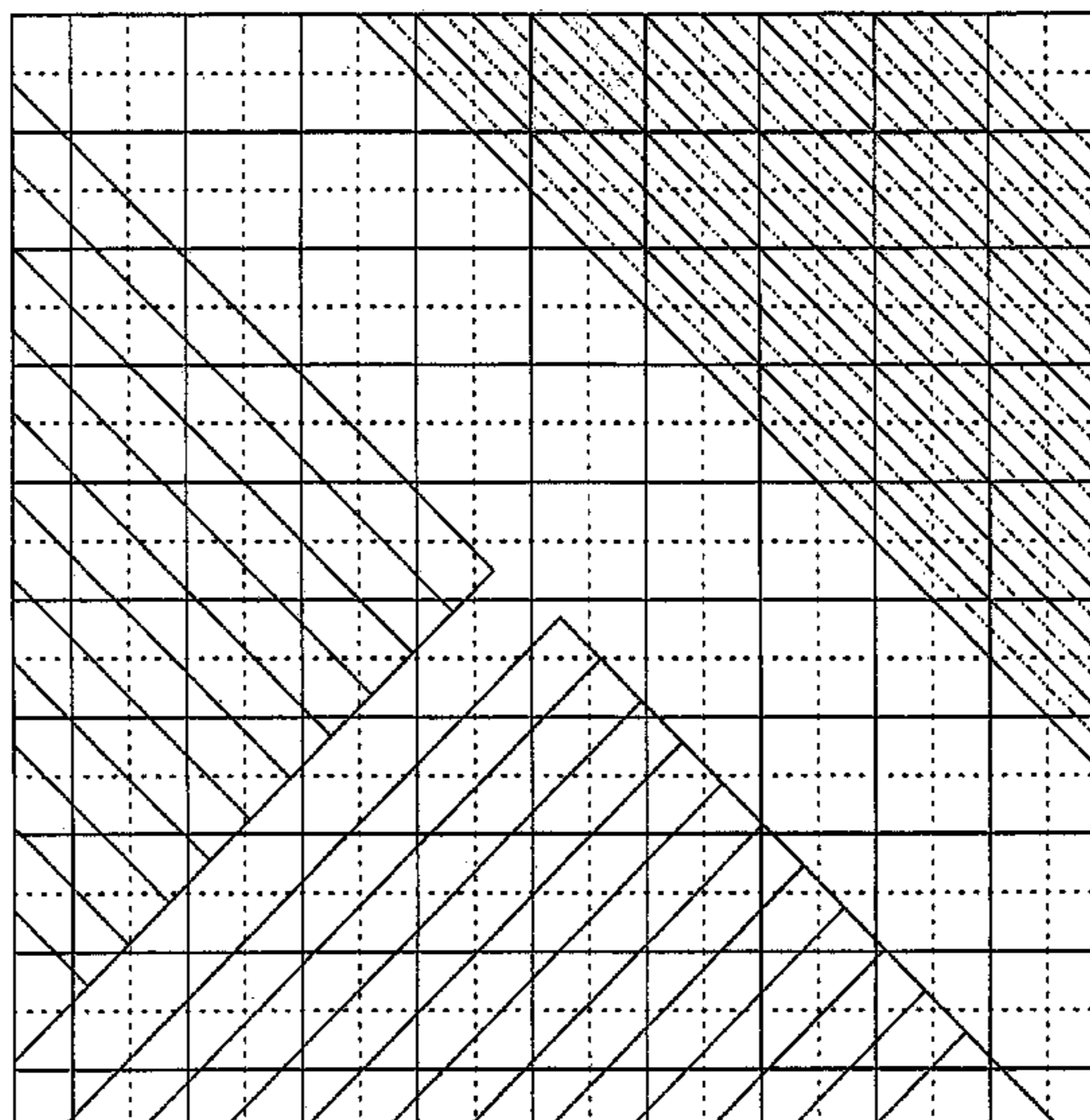
FIG. 5 is a top edge view of my template for cutting quilting fabric with the bottom edge view being essentially the same.

(56) **References Cited**

U.S. PATENT DOCUMENTS

7,100,295	B1 *	9/2006	Chang	33/379
D541,680	S *	5/2007	Pepe	D10/64
D542,163	S *	5/2007	Pepe	D10/64
D549,115	S *	8/2007	Tucker	D10/64
D577,617	S *	9/2008	Tucker	D10/64
D582,300	S *	12/2008	Pepe	D10/64
D601,442	S *	10/2009	Haren	D10/64
D608,668	S *	1/2010	Tucker	D10/64
2004/0049935	A1 *	3/2004	Tandy	33/563
2006/0283026	A1 *	12/2006	Lockyer	33/1 B
2007/0175052	A1 *	8/2007	Schafer et al.	33/1 B
2009/0158602	A1 *	6/2009	Lockyer	33/1 B
2012/0102771	A1 *	5/2012	Nethery	33/565

1 Claim, 3 Drawing Sheets



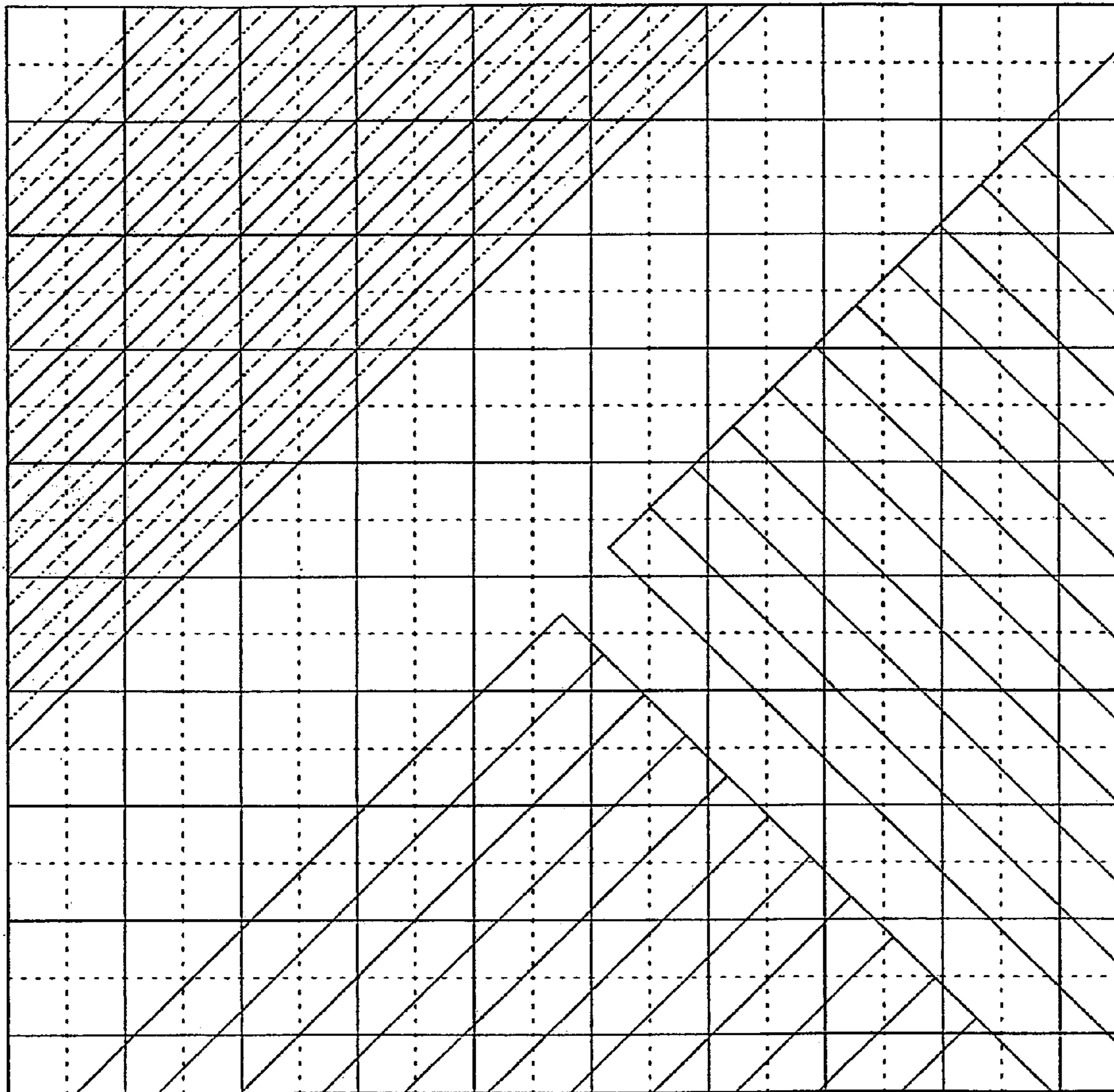


Fig 1

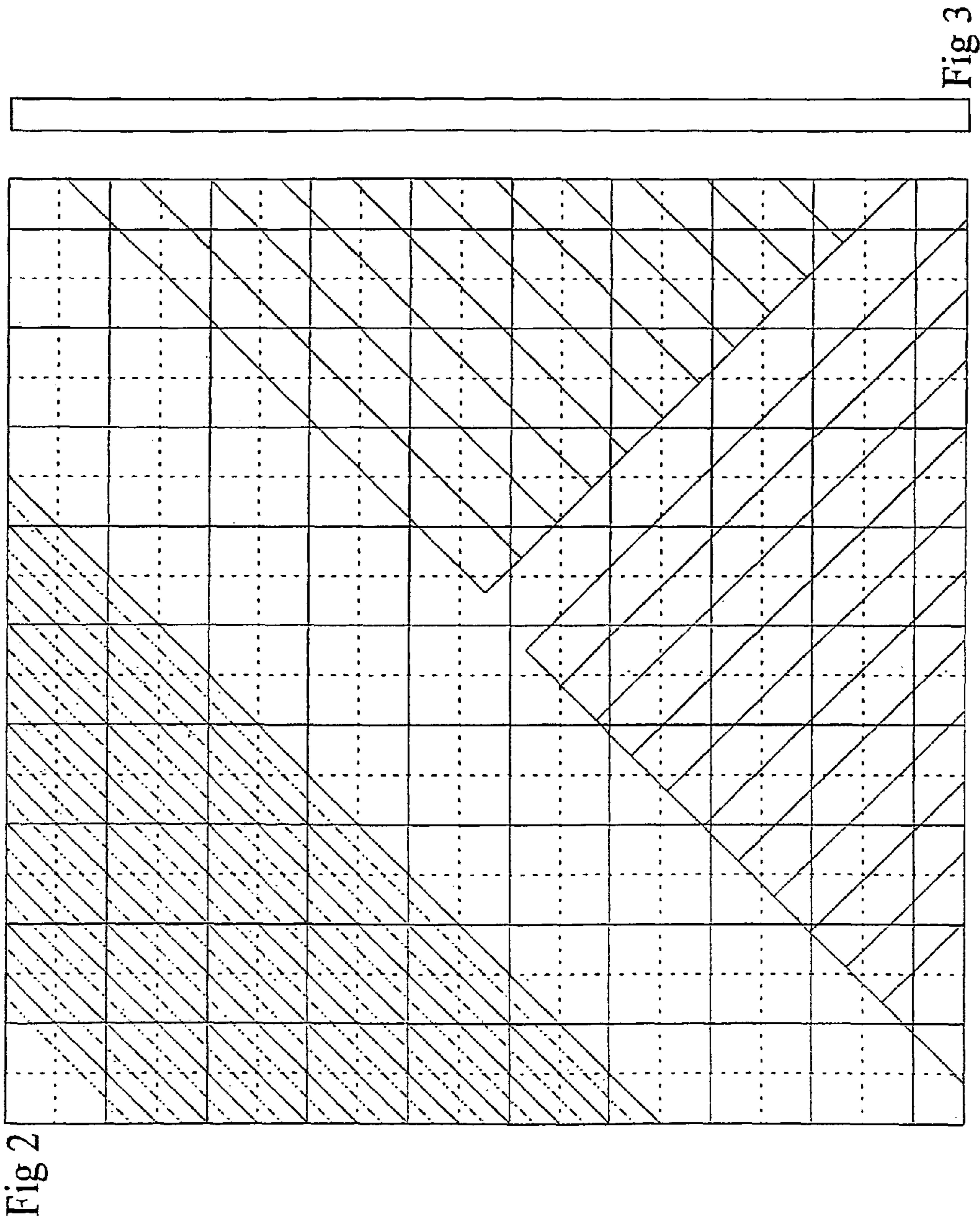


Fig 2

Fig 3

Fig 5

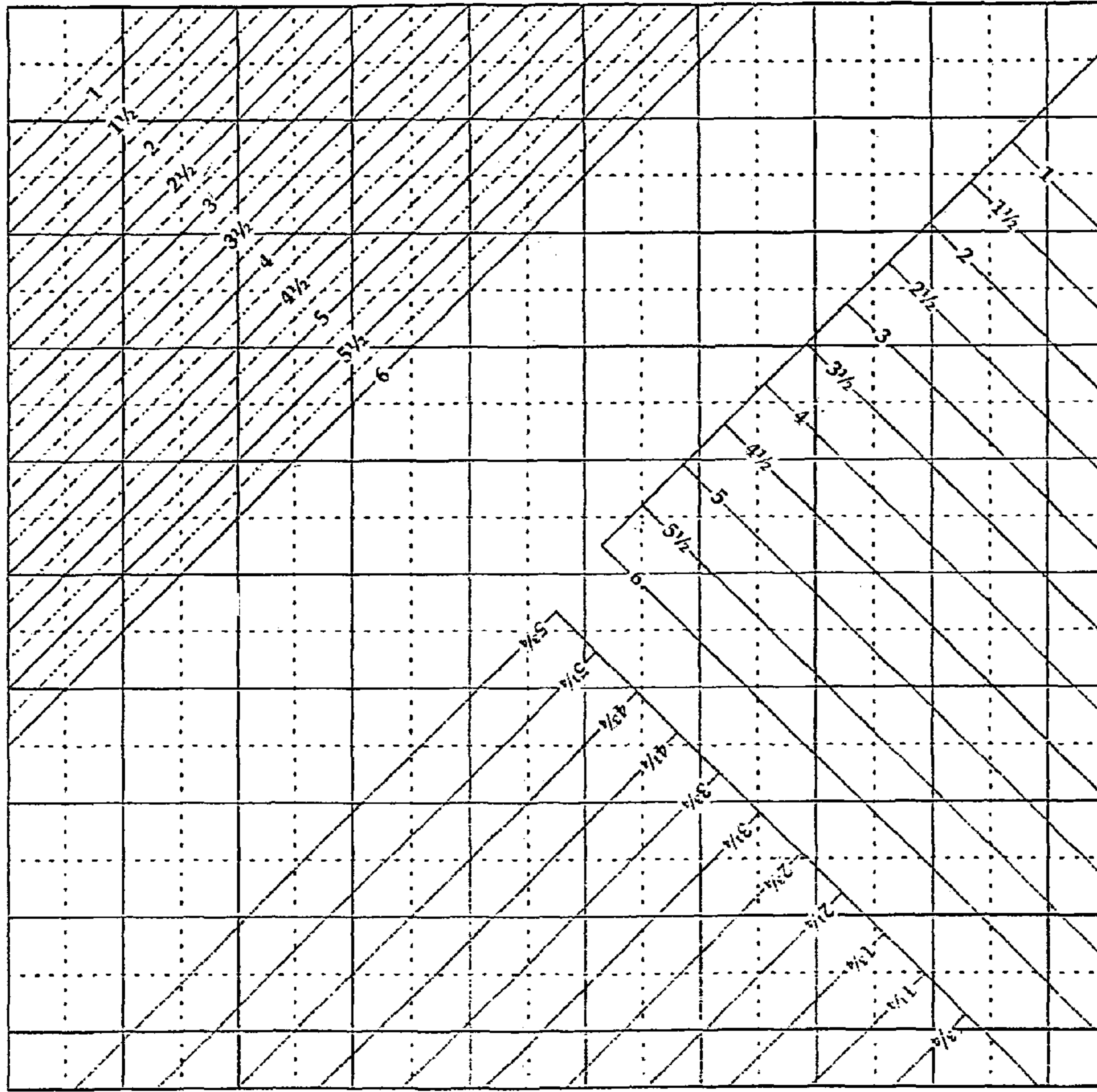


Fig 4