



US00D728371S

(12) **United States Design Patent**
Behar et al.

(10) **Patent No.:** **US D728,371 S**
(45) **Date of Patent:** **** May 5, 2015**

(54) **CONTAINER**

(75) Inventors: **Yves Behar**, San Francisco, CA (US);
Josh Morenstein, San Francisco, CA
(US); **Noah Murphy-Reinhertz**, San
Francisco, CA (US)

(73) Assignee: **Beiersdorf AG**, Hamburg (DE)

(**) Term: **14 Years**

(21) Appl. No.: **29/427,584**

(22) Filed: **Jul. 19, 2012**

(30) **Foreign Application Priority Data**

Jan. 19, 2012 (EM) 1977836-0007

(51) **LOC (10) Cl.** **09-01**

(52) **U.S. Cl.**
USPC **D9/504**; D9/454; D9/575

(58) **Field of Classification Search**
CPC B65D 1/00; B65D 1/02; B65D 1/0223;
B65D 1/0246; B65D 41/00; B65D 41/02;
B65D 41/04; B65D 2501/00; B65D 2501/0009
USPC D9/434-435, 444-445, 454, 500,
D9/503-505, 516, 529, 549, 558, 575, 682,
D9/686, 688-691; 215/316, 329, 379,
215/381-382; 220/288, 660, 669, 675
See application file for complete search history.

(56) **References Cited**

U.S. PATENT DOCUMENTS

D283,592 S * 4/1986 Quarrell et al. D6/512
D284,119 S * 6/1986 Holloway D28/89
D285,730 S * 9/1986 Bulwick D28/7
D289,978 S * 5/1987 Clover, Jr. D24/224

D472,812 S * 4/2003 Lerolle D9/504
D489,171 S * 5/2004 Jackson D3/203.2
D530,607 S * 10/2006 Cornet et al. D9/445
D538,483 S * 3/2007 Bakic D28/89
D546,692 S * 7/2007 Verburg D9/526
D555,000 S * 11/2007 Bunce et al. D9/529
D561,594 S * 2/2008 Condon et al. D9/529
D563,223 S * 3/2008 Cornet et al. D9/504
D606,417 S * 12/2009 Castelnuovo-Tedesco D9/600
D614,961 S * 5/2010 Thomas et al. D9/529
D623,949 S * 9/2010 Throdsen D9/504
D663,630 S * 7/2012 White et al. D9/688
D665,267 S * 8/2012 Dittmer et al. D9/688
D691,889 S * 10/2013 Mettler et al. D9/504
D708,524 S * 7/2014 White et al. D9/504
D710,211 S * 8/2014 Behar et al. D9/688

FOREIGN PATENT DOCUMENTS

WO DM/079027 * 7/2012

* cited by examiner

Primary Examiner — Ian Simmons
Assistant Examiner — Dana L Meyrow
(74) *Attorney, Agent, or Firm* — Dentons US LLP

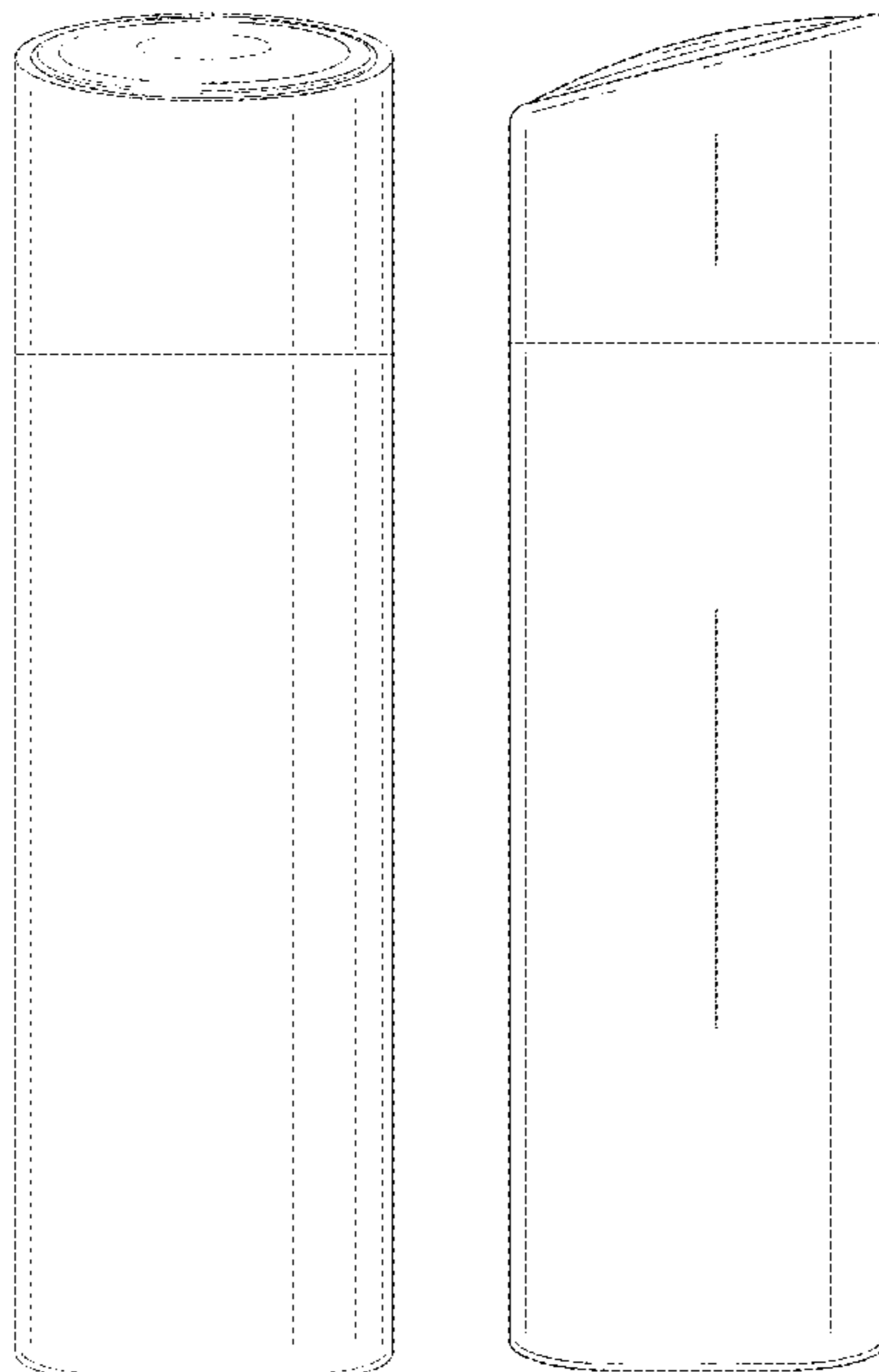
(57) **CLAIM**

We claim the ornamental design for a container, as shown and described.

DESCRIPTION

FIG. 1 is a top perspective view of a container in accordance with the claimed design;
FIG. 2 is a rear view thereof;
FIG. 3 is a front view thereof;
FIG. 4 is a left side thereof;
FIG. 5 is a right side view thereof; and,
FIG. 6 is a top plan view thereof, shown at an enlarged scale.

1 Claim, 6 Drawing Sheets






FIG. 1

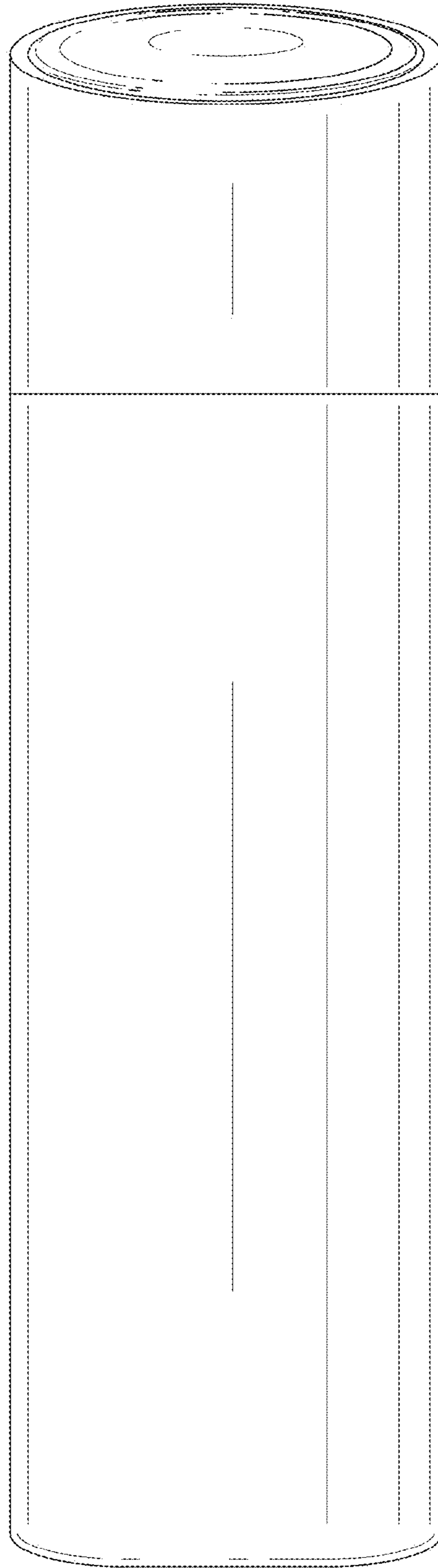


FIG. 2




FIG. 3




FIG. 4




FIG. 5

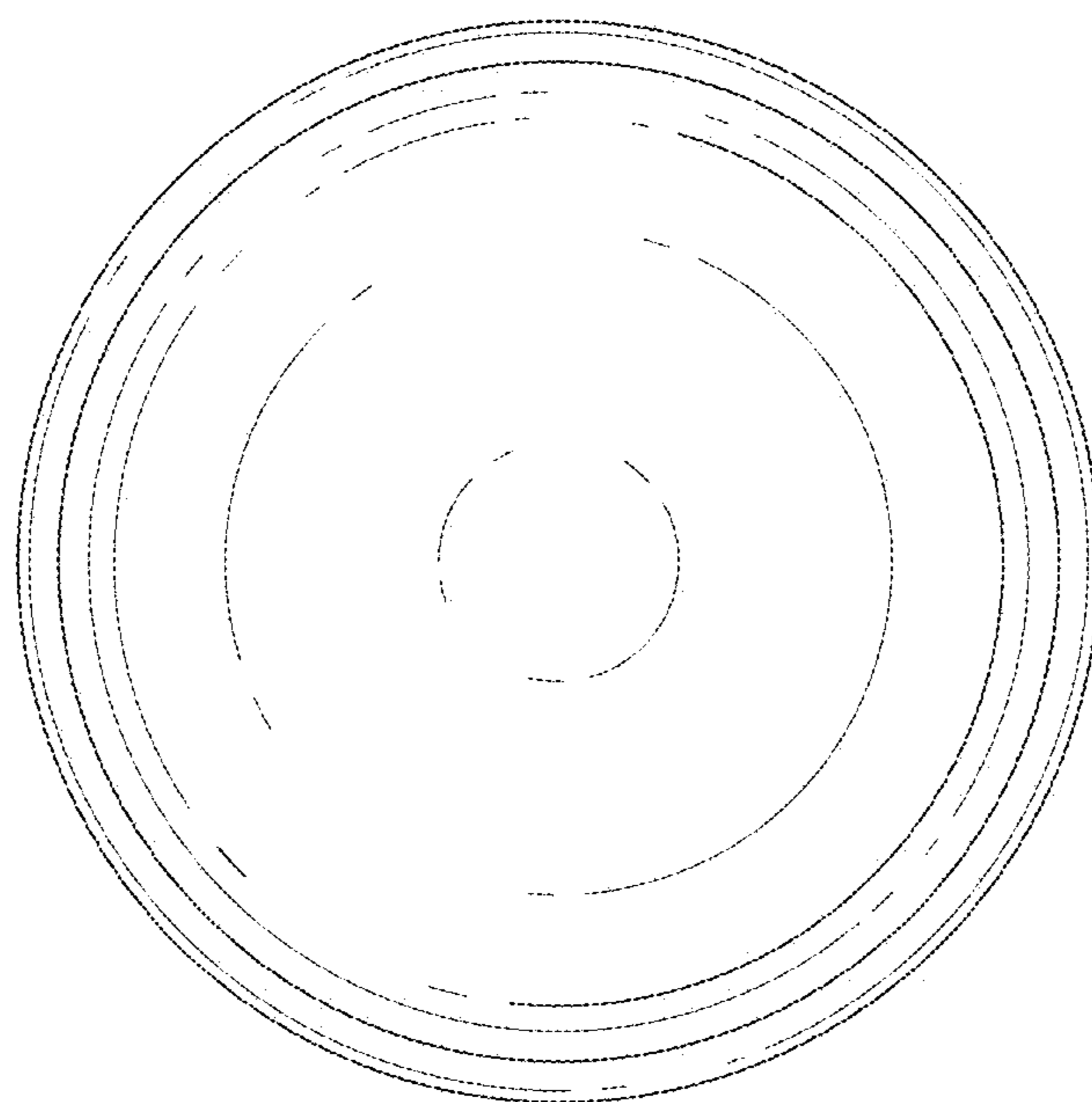


FIG. 6