



US00D728366S

(12) **United States Design Patent**  
**Toh et al.**

(10) **Patent No.:** **US D728,366 S**  
(45) **Date of Patent:** **\*\* May 5, 2015**

- (54) **CAP FOR A CONTAINER**
- (71) Applicant: **Colgate-Palmolive Company**, New York, NY (US)
- (72) Inventors: **Kiat-Cheong Toh**, Forest Hills, NY (US); **Lucas Wade**, Brooklyn, NY (US)
- (73) Assignee: **Colgate Palmolive Company**, New York, NY (US)
- (\*\*) Term: **14 Years**
- (21) Appl. No.: **29/471,041**
- (22) Filed: **Oct. 28, 2013**
- (51) **LOC (10) Cl.** ..... **09-07**
- (52) **U.S. Cl.**  
USPC ..... **D9/434; D9/444**
- (58) **Field of Classification Search**  
CPC ..... C08G 18/48; C08G 18/6674  
USPC ..... D9/434-436, 443-445, 448, 453, 499, D9/522, 529, 530, 552, 555, 727, 728, 729, D9/737, 759, 773, 783; D12/86, 90, 91, D12/163, 164, 206; D14/205; 2/209; 181/129, 130, 135; 379/430, 431; 381/380, 381; 455/90.3  
See application file for complete search history.

- D478,004 S 8/2003 Cummings
- D478,507 S 8/2003 Poisson et al.
- D490,314 S 5/2004 Wadsworth et al.
- D498,670 S 11/2004 Cummings et al.
- D499,640 S \* 12/2004 Grant ..... D9/434
- D499,641 S 12/2004 Cummings et al.
- D503,892 S 4/2005 Storz et al.

(Continued)

**FOREIGN PATENT DOCUMENTS**

CA D102969 5/2004

**OTHER PUBLICATIONS**

Qponabq. Speed Stick Gear Deodorant, Only \$0.49 at Target! Jun. 11, 2014 [online], [site visited Dec. 30, 2014]. Available from Internet, <URL:http://qponabq.com/speed-stick-gear-deodorant-only-0-49-at-target/>.\*

*Primary Examiner* — Robert M Spear  
*Assistant Examiner* — Darcey E Heflin  
(74) *Attorney, Agent, or Firm* — Judy W. Chung

(57) **CLAIM**  
The ornamental design for a cap for a container, as shown and described.

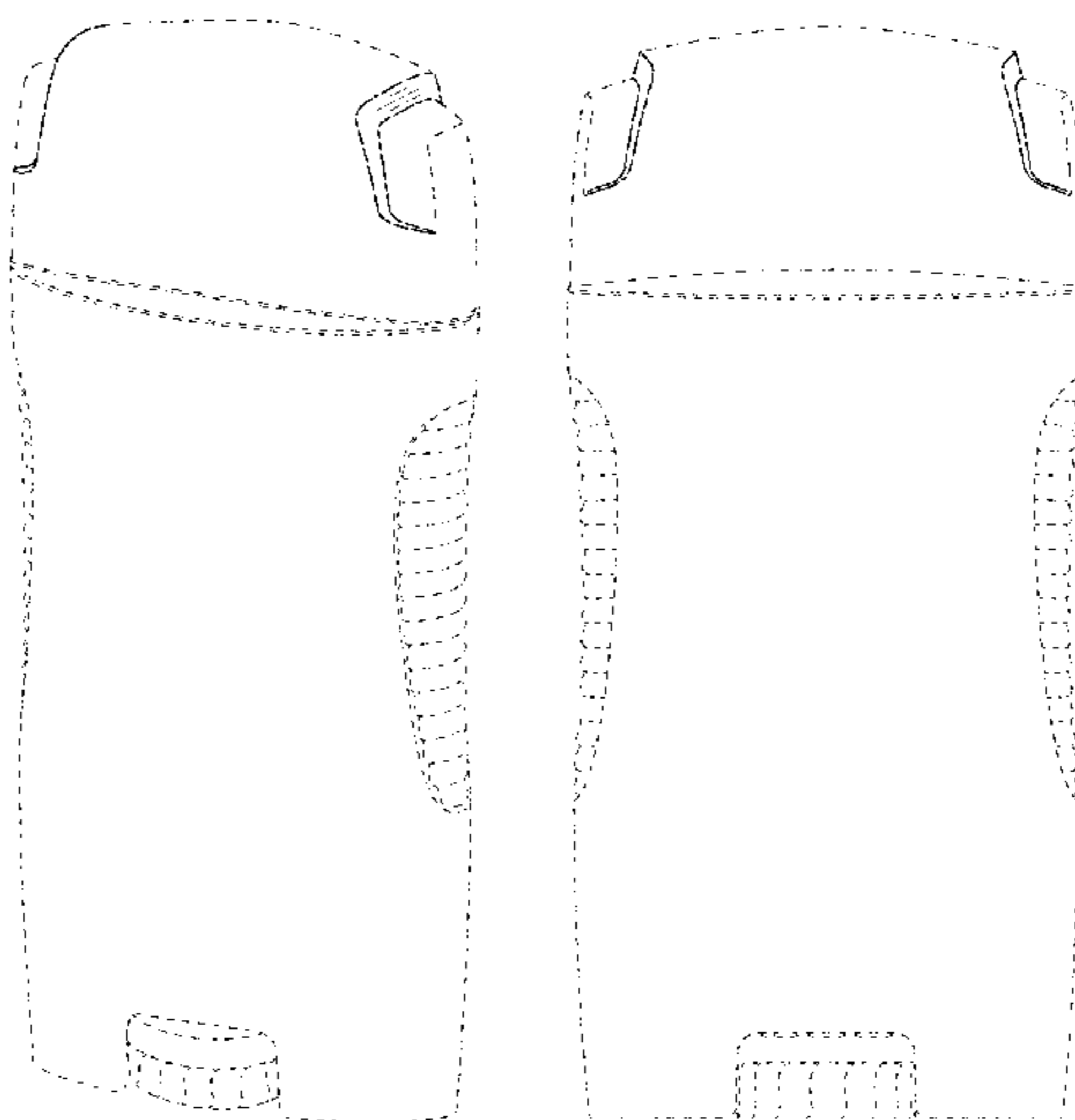
**DESCRIPTION**

FIG. 1 is a front perspective view of a cap for a container according to the new design;  
FIG. 2 is a rear perspective view thereof;  
FIG. 3 is a front elevational view thereof;  
FIG. 4 is a rear elevational view thereof;  
FIG. 5 is a left side elevational view thereof;  
FIG. 6 is a right side elevational view thereof;  
FIG. 7 is a top plan view thereof; and,  
FIG. 8 is a bottom plan view thereof.  
The broken lines shown in the drawings are included for the purpose of illustrating environmental structure and form no part of the claimed design.

**1 Claim, 6 Drawing Sheets**

(56) **References Cited**  
**U.S. PATENT DOCUMENTS**

- 1,585,407 A \* 5/1926 Morin ..... 181/135
- D312,574 S 12/1990 Geiger
- D362,621 S \* 9/1995 Blocker ..... D9/434
- D368,225 S \* 3/1996 Bertolini et al. .... D9/444
- D381,899 S 8/1997 Crawford
- D400,094 S \* 10/1998 Poisson et al. .... D9/729
- D455,648 S 4/2002 Cummings
- D471,809 S 3/2003 Poisson et al.
- D476,887 S 7/2003 Poisson et al.
- D476,888 S 7/2003 Poisson et al.
- D477,220 S 7/2003 Poisson et al.
- D477,221 S 7/2003 Poisson et al.



(56)

**References Cited**

U.S. PATENT DOCUMENTS

D511,094 S	11/2005	Schuller	
D512,634 S *	12/2005	Illenberger et al. ....	D9/447
D524,188 S *	7/2006	Tampi .....	D12/91
D529,810 S	10/2006	Davies et al.	
D538,171 S	3/2007	Cummings et al.	
D538,678 S	3/2007	Cummings et al.	
D540,185 S	4/2007	Cummings et al.	
D540,186 S	4/2007	Cummings	
D557,641 S *	12/2007	Davidson et al. ....	D12/163
D566,546 S *	4/2008	Williamson .....	D9/434
D568,743 S	5/2008	Kunesh et al.	
D573,018 S	7/2008	Carnduff et al.	
D582,765 S *	12/2008	Gustafson et al. ....	D9/434
D582,766 S *	12/2008	Gatrost et al. ....	D9/435
D612,726 S *	3/2010	Glynn .....	D9/445
D612,727 S	3/2010	Glynn	
D617,638 S	6/2010	Zaniewski et al.	
D629,695 S	12/2010	Zaniewski et al.	
D631,746 S *	2/2011	Luburic .....	D9/443
D650,284 S *	12/2011	Schriner et al. ....	D9/530
D654,812 S	2/2012	Wade	
D656,020 S *	3/2012	Lee .....	D9/435
D656,412 S	3/2012	Carnduff et al.	
D661,599 S	6/2012	Floyd et al.	
D671,407 S *	11/2012	Fay .....	D9/434
D683,280 S *	5/2013	Hanson et al. ....	D12/163
D684,558 S *	6/2013	Hansson et al. ....	D14/205

\* cited by examiner

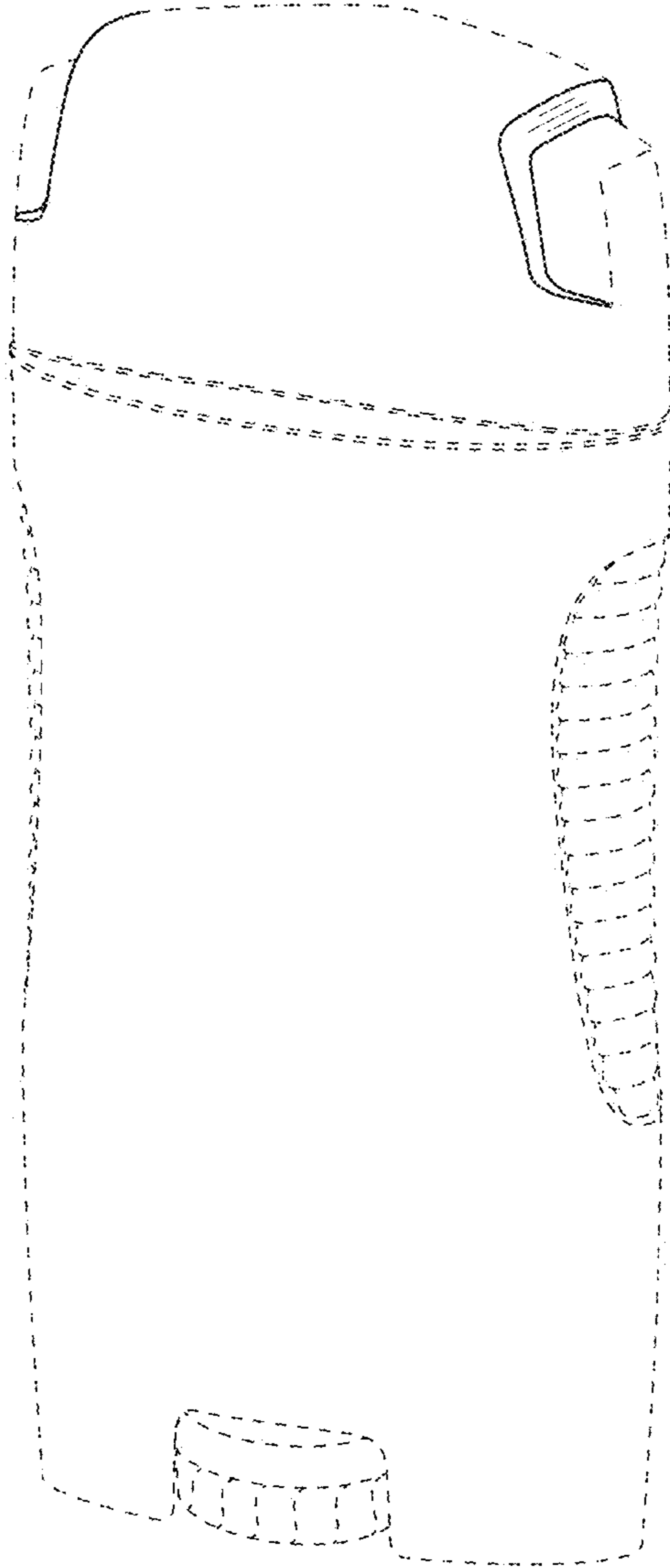


FIG. 1

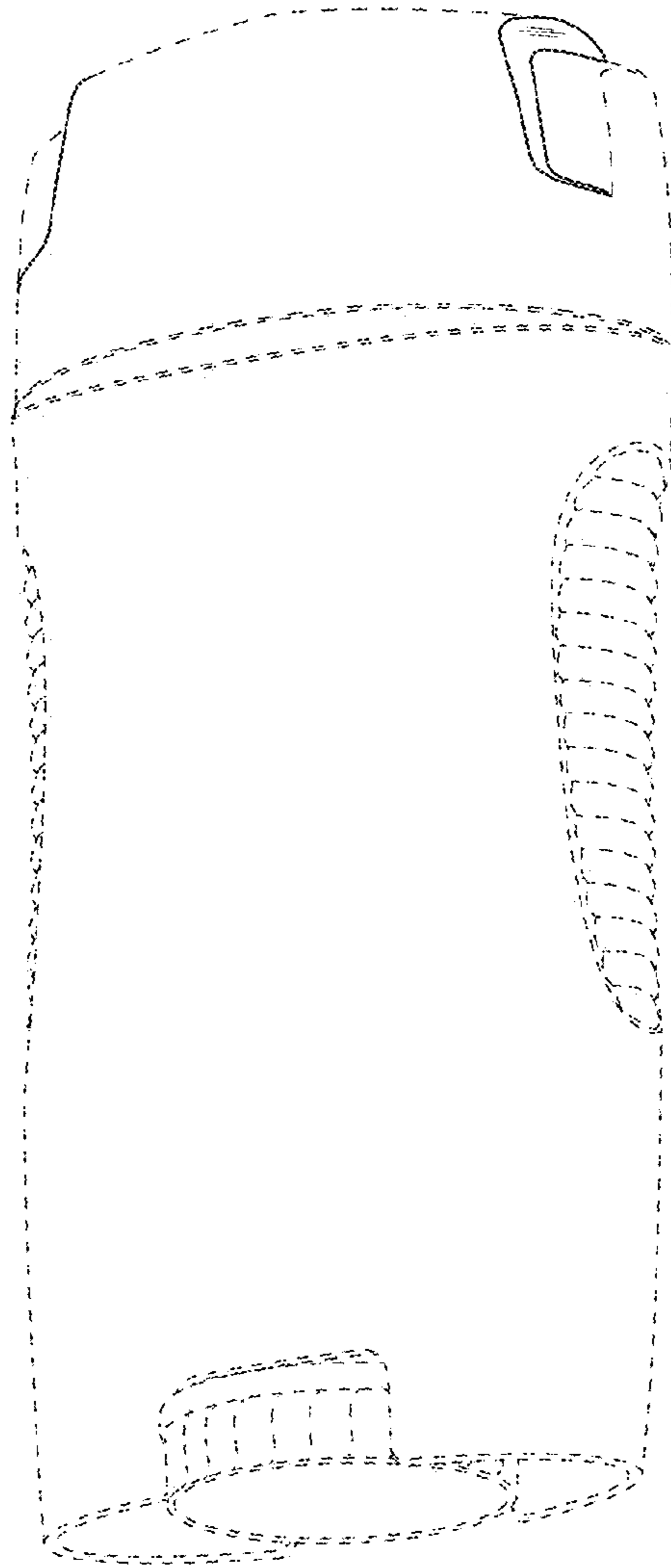


FIG. 2

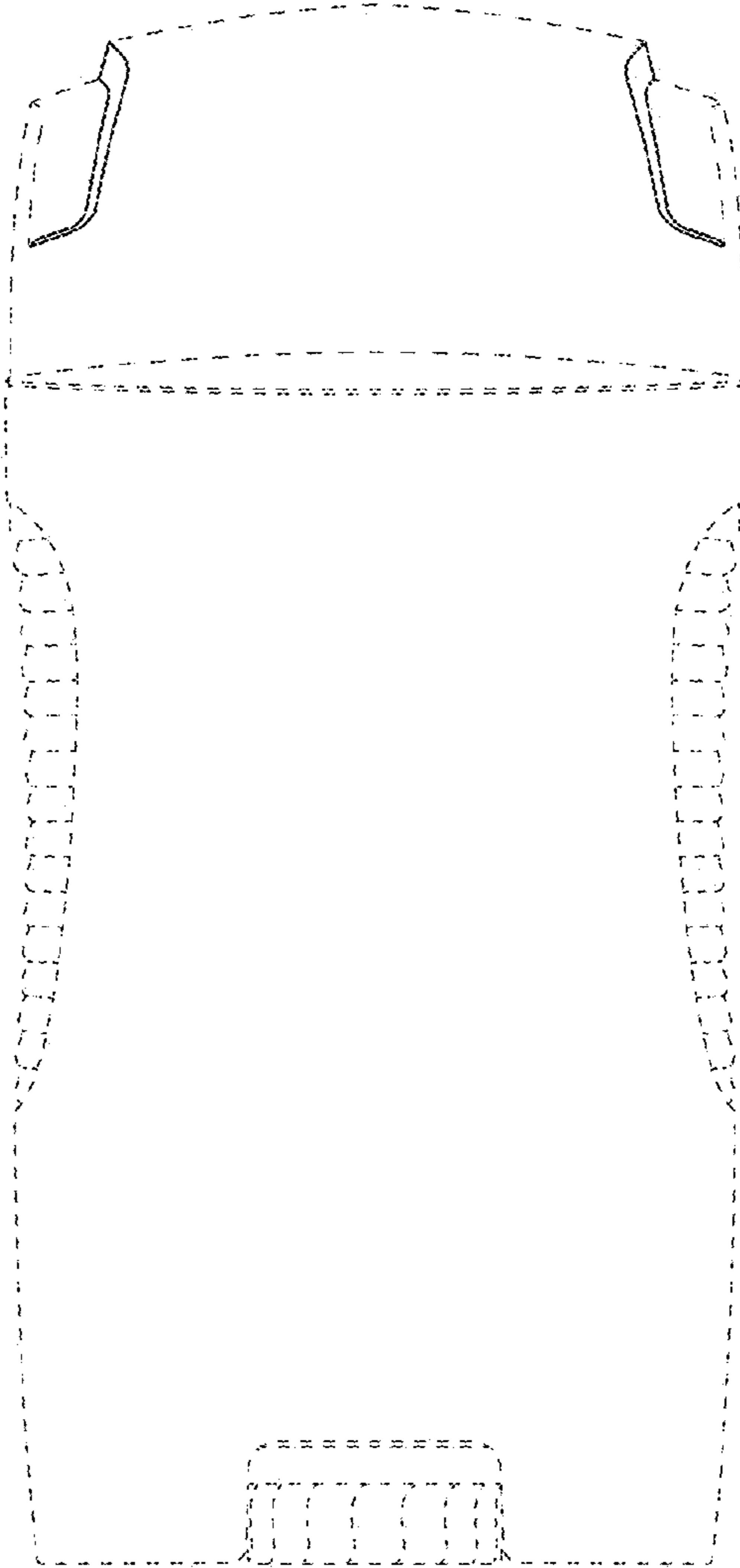


FIG. 3

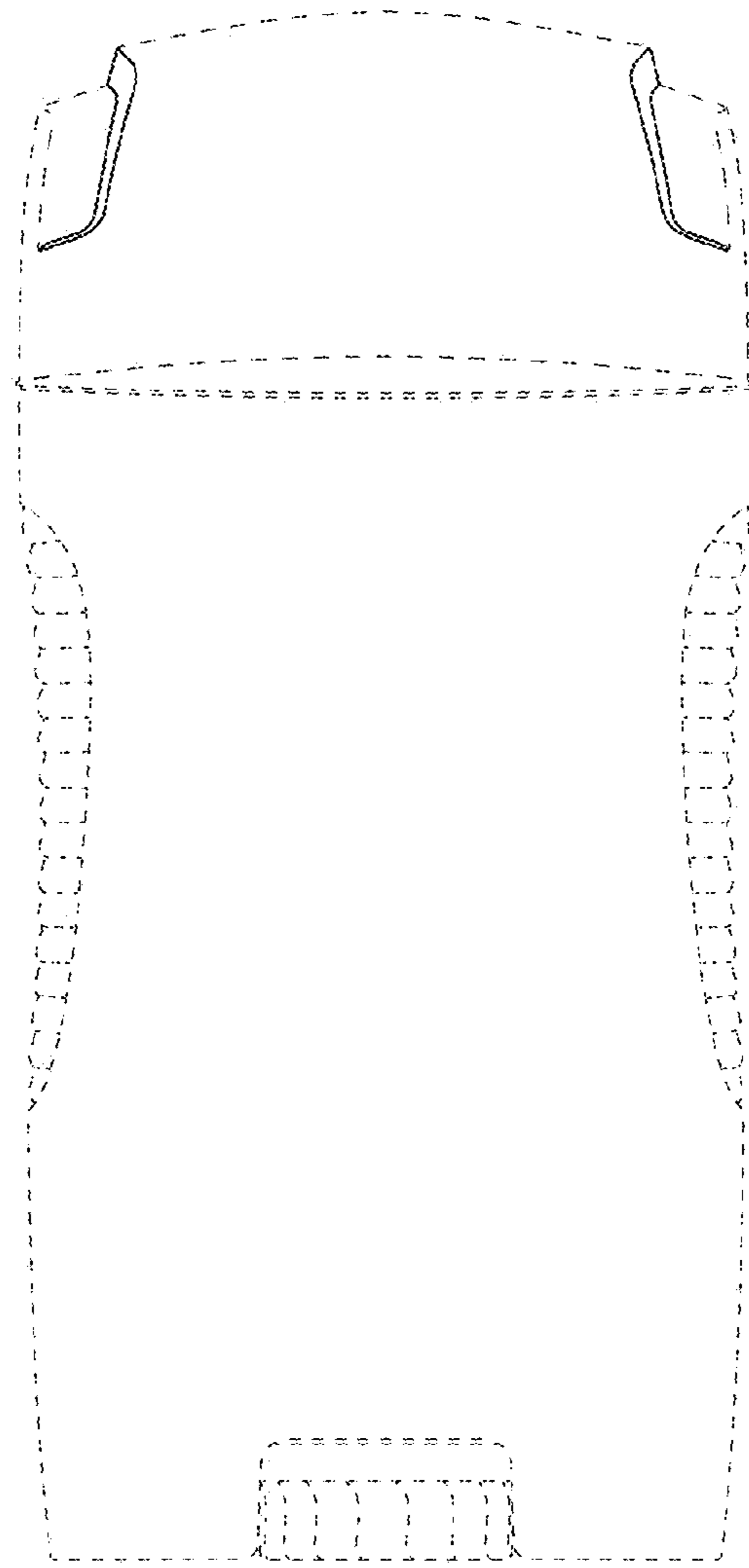


FIG. 4

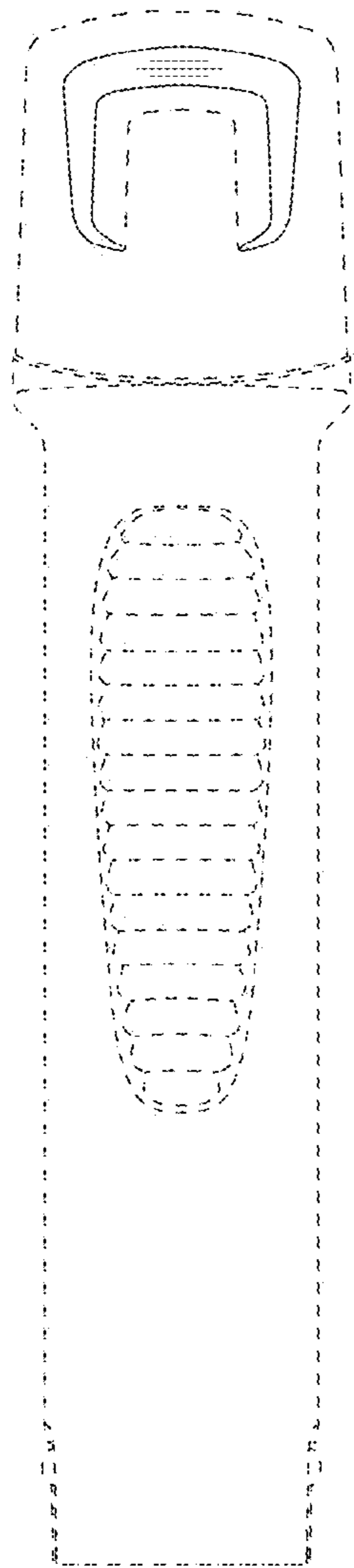


FIG. 5

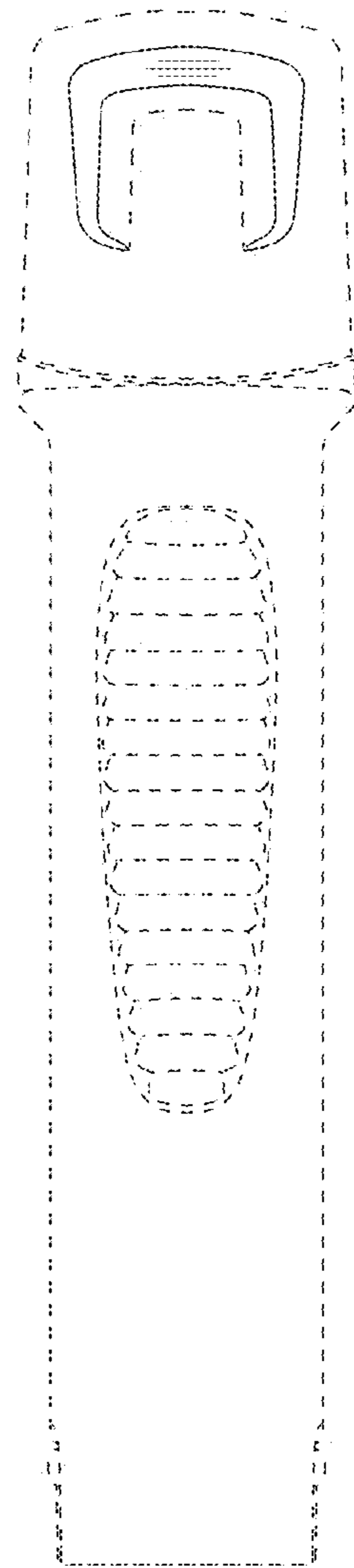


FIG. 6

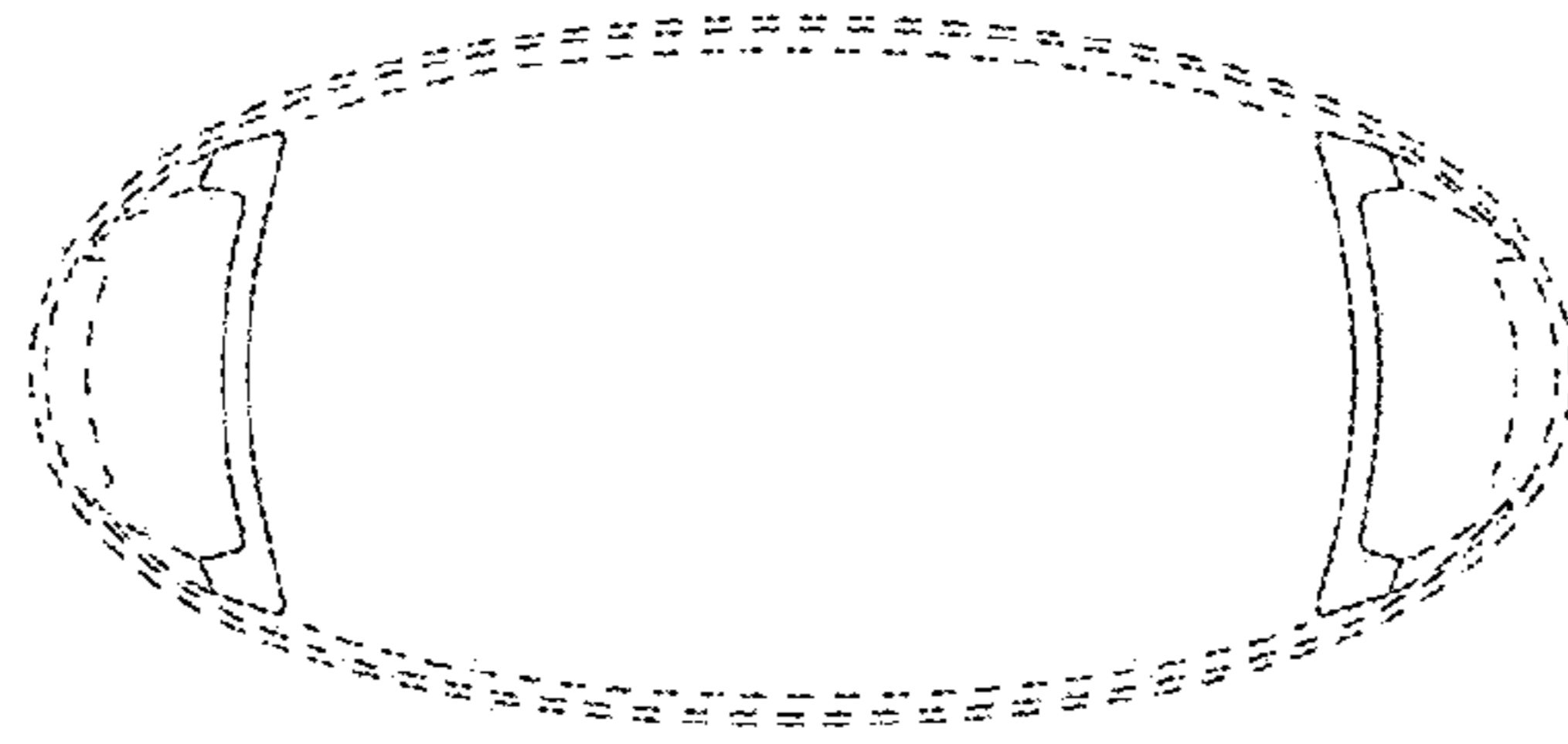


FIG. 7

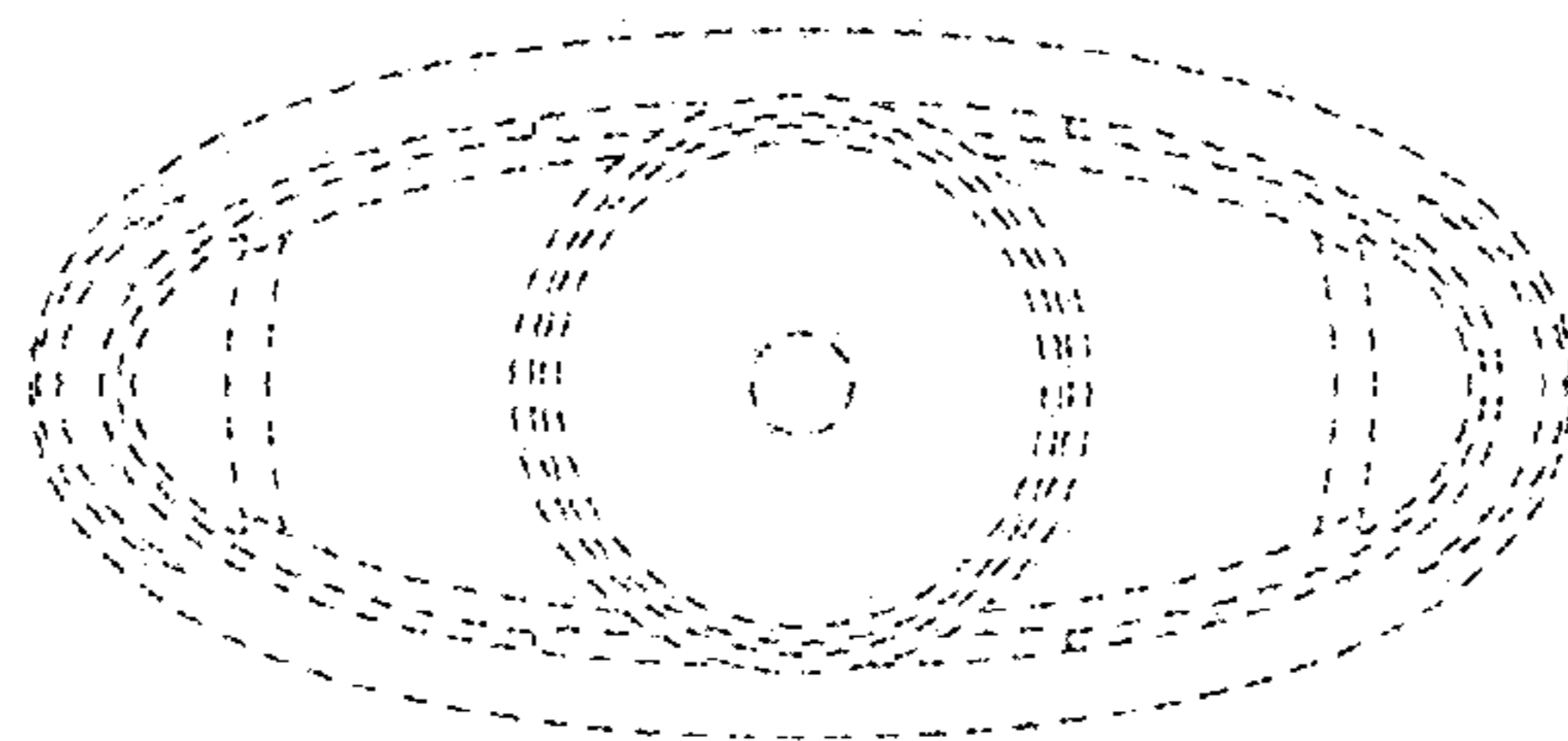


FIG. 8