



US00D728365S

(12) **United States Design Patent**  
**Bischoff et al.**

(10) **Patent No.:** **US D728,365 S**

(45) **Date of Patent:** **\*\* May 5, 2015**

(54) **CONTAINER HAVING SURFACE ORNAMENTATION**

(71) Applicant: **Go Unlimited LLC**, Cincinnati, OH (US)

(72) Inventors: **Corey Michael Bischoff**, Cincinnati, OH (US); **Sev Gerk**, Los Angeles, CA (US); **Maria Gaviria**, Los Angeles, CA (US)

(73) Assignee: **Go Unlimited LLC**, Cincinnati, OH (US)

(\*\*) Term: **14 Years**

(21) Appl. No.: **29/459,327**

(22) Filed: **Jun. 28, 2013**

(51) **LOC (10) Cl.** ..... **09-07**

(52) **U.S. Cl.**  
USPC ..... **D9/434**

(58) **Field of Classification Search**  
USPC ..... D9/414-434, 703, 705, 707, 709, 711, D9/690, 692, 697, 516, 520, 538, 556, 560, D9/552; D7/585-588, 533.6-554.4, D7/560-565; D5/4, 7, 29, 45, 14, 16, 19, D5/20, 25, 26, 27, 30, 47, 53, 57, 61-63; D20/22, 40, 23, 27; 206/278, 297, 299, 206/770, 822, 457, 784, 551, 746; 229/100, 229/101, 106, 108, 101.2, 161.2, 992, 938  
See application file for complete search history.

(56) **References Cited**

**U.S. PATENT DOCUMENTS**

D70,165 S *	5/1926	Fox	.....	D9/538
D96,103 S *	7/1935	Forstmann	.....	D5/47
D184,164 S *	12/1958	Brownstein	.....	D9/552
D431,780 S *	10/2000	DeSwarte et al.	.....	D9/538
D432,018 S *	10/2000	Steward	.....	D9/537
D432,430 S *	10/2000	Steward et al.	.....	D9/560
D466,414 S *	12/2002	Venkataraman et al.	.....	D9/538

D549,104 S *	8/2007	Dimmel et al.	.....	D9/550
D593,410 S *	6/2009	Schwartz	.....	D9/434
D613,157 S *	4/2010	Francis et al.	.....	D9/434
D616,740 S *	6/2010	Akers et al.	.....	D9/432
D634,552 S *	3/2011	Bischoff et al.	.....	D5/56
D660,157 S *	5/2012	Bouma et al.	.....	D9/516
D668,878 S *	10/2012	Espinosa et al.	.....	D5/55

\* cited by examiner

*Primary Examiner* — Susan Bennett Hattan

*Assistant Examiner* — Brett Miller

(74) *Attorney, Agent, or Firm* — Gary J. Foose

(57) **CLAIM**

The ornamental design for a container having surface ornamentation, as shown and described.

**DESCRIPTION**

FIG. 1 is a perspective view of the top of the container having surface ornamentation;

FIG. 2 is a top view of the container having surface ornamentation of FIG. 1;

FIG. 3 is a side view of the container having surface ornamentation of FIG. 1;

FIG. 4 is a side view of the container having surface ornamentation of FIG. 1;

FIG. 5 is a side view of the container having surface ornamentation of FIG. 1, opposite the side view shown in FIG. 3;

FIG. 6 is a side view of the container having surface ornamentation of FIG. 1, opposite the side view shown in FIG. 4;

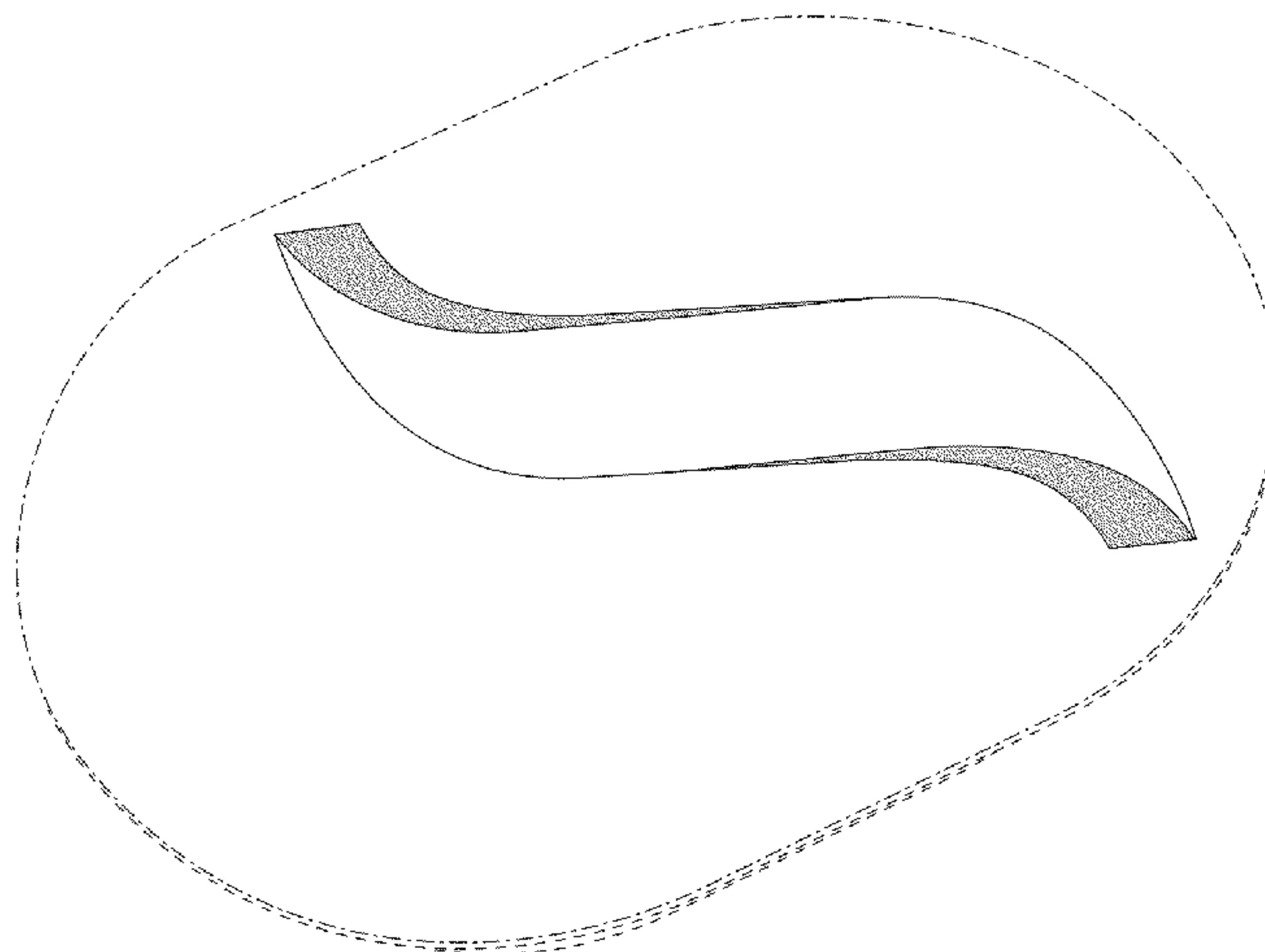
and,

FIG. 7 is a bottom view of the container having surface ornamentation of FIG. 1, opposite the top view shown in FIG. 2.

In FIGS. 1 and 2, the stippling indicates a contrast in color as compared to the remainder of the claimed design.

The even length dash broken lines are included for the purpose of illustrating the unclaimed portions of the article and form no part of the claim. The dash-dot define the bounds of the claim and form no part thereof.

**1 Claim, 4 Drawing Sheets**



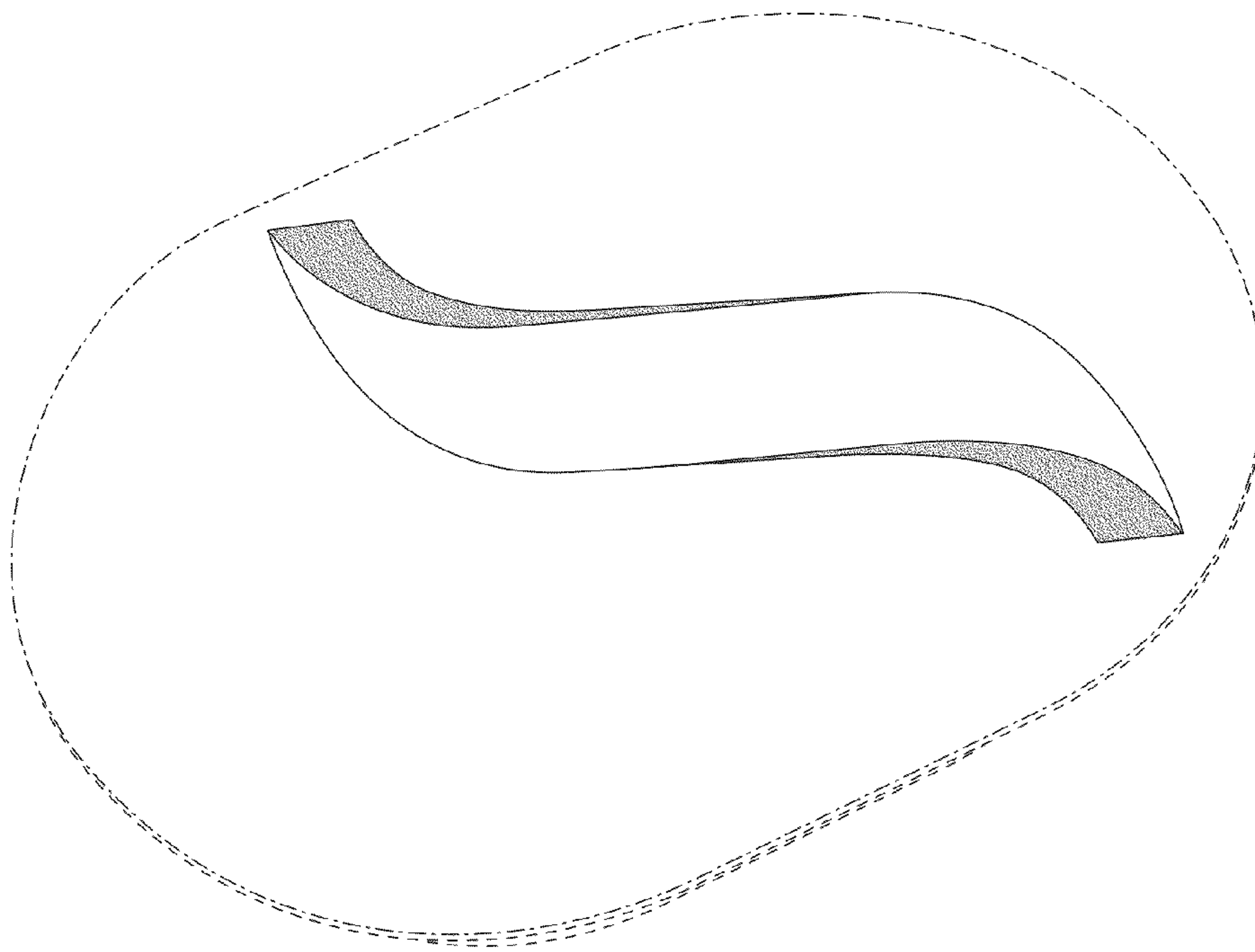


Fig. 1

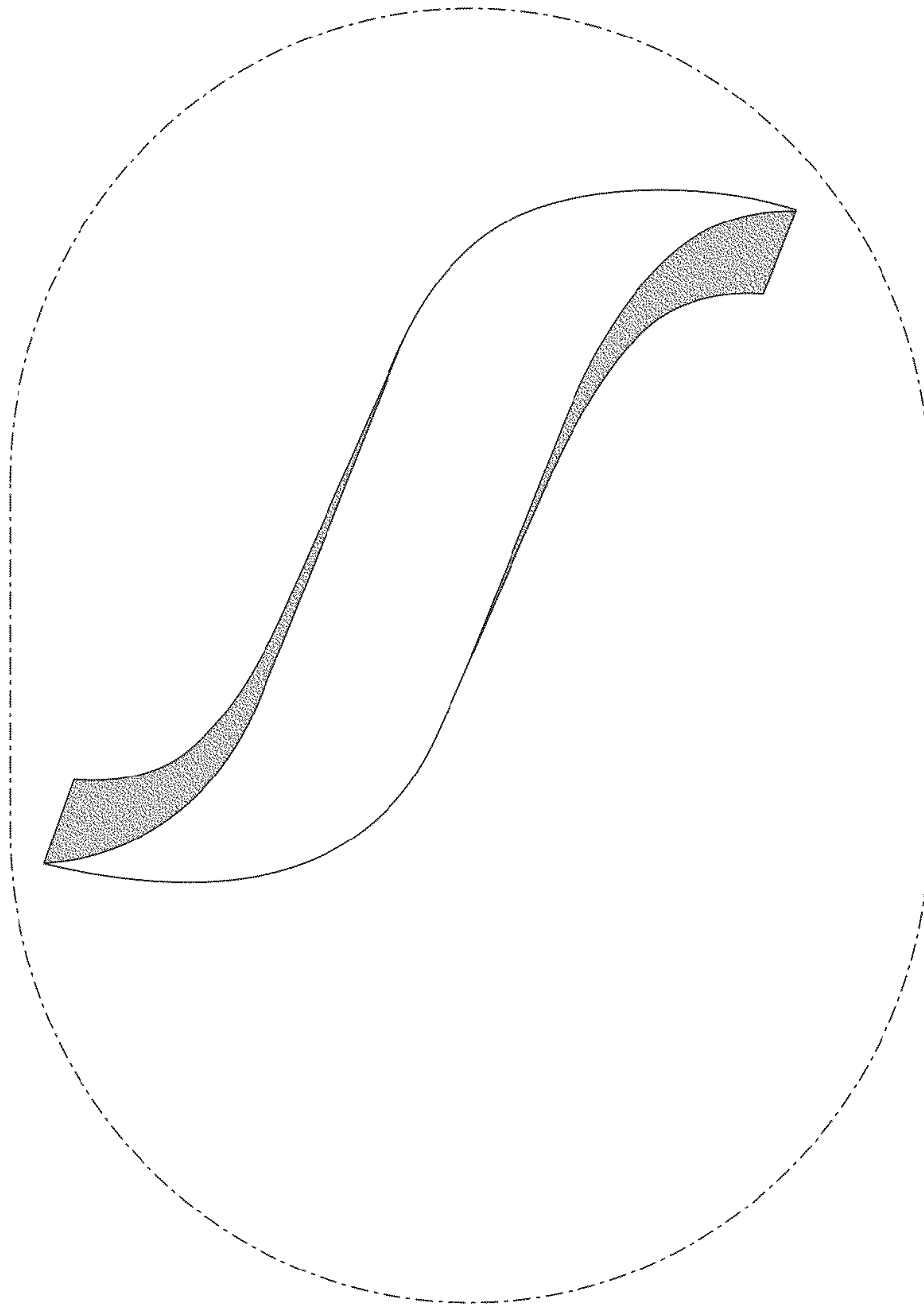


Fig. 2



Fig. 3



Fig. 4




Fig. 5



Fig. 6

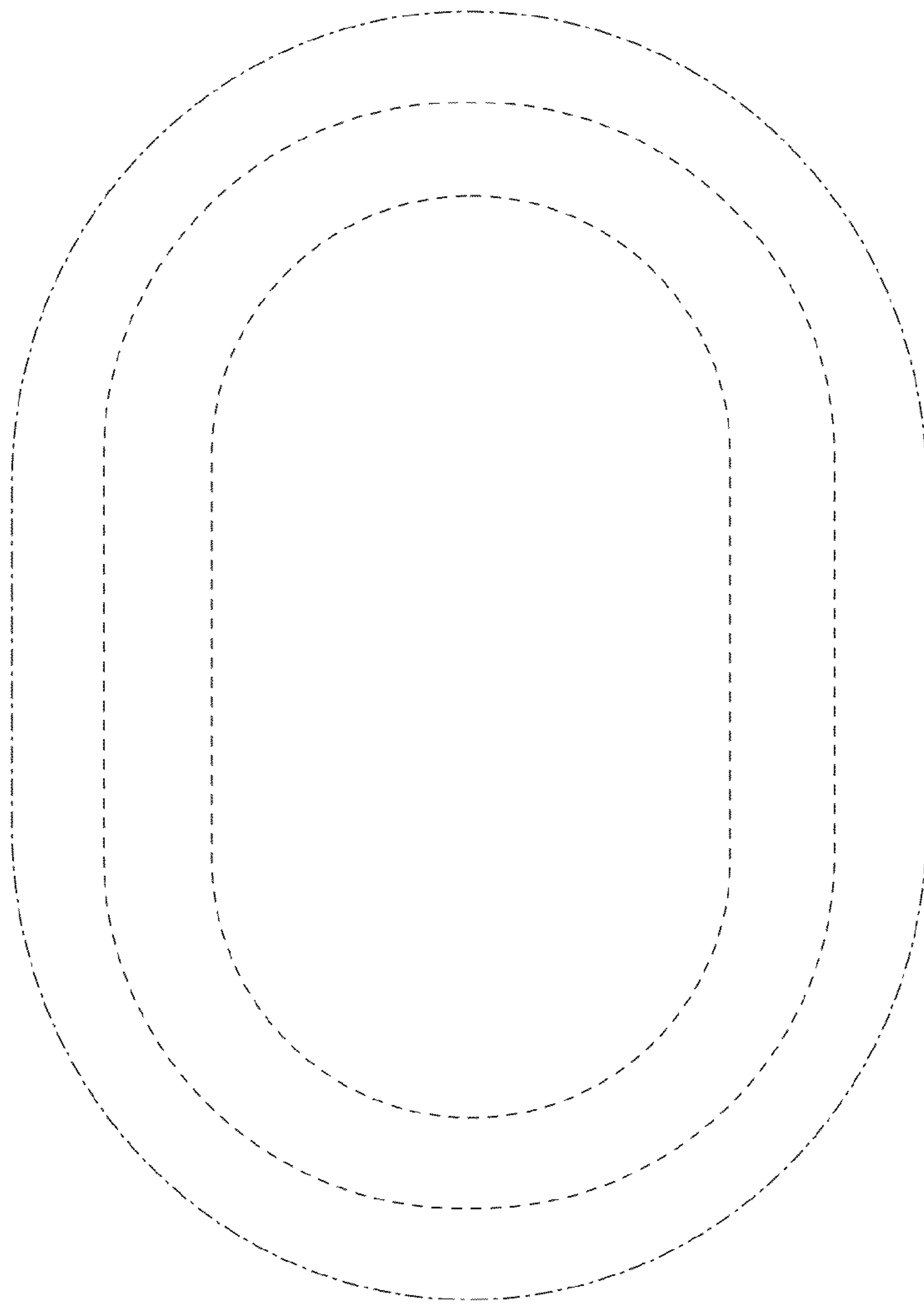


Fig. 7