



US00D728339S

(12) **United States Design Patent**  
**Bloch**

(10) **Patent No.:** **US D728,339 S**

(45) **Date of Patent:** **\*\* May 5, 2015**

(54) **KNIFE**

(71) Applicant: **Outdoor Edge Cutlery Corporation,**  
Wheat Ridge, CO (US)

(72) Inventor: **David R. Bloch,** Morrison, CO (US)

(73) Assignee: **Outdoor Edge Cutlery Corporation,**  
Denver, CO (US)

(\*\*) Term: **14 Years**

(21) Appl. No.: **29/440,686**

(22) Filed: **Dec. 26, 2012**

(51) **LOC (10) Cl.** ..... **08-03**

(52) **U.S. Cl.**  
USPC ..... **D8/99**

(58) **Field of Classification Search**  
USPC ..... D8/7, 12, 19, 20, 95, 97-100, 105, 107;  
D22/118; D7/649, 650, 652; 7/118;  
30/155, 158-161, 346, 351-352,  
30/355-357

See application file for complete search history.

(56) **References Cited**

**U.S. PATENT DOCUMENTS**

3,896,546	A	7/1975	Hildebrandt	
4,161,818	A	7/1979	Phelps	
D277,452	S *	2/1985	Ulvtorp	D8/99
5,511,310	A *	4/1996	Sessions et al.	30/161
D385,471	S *	10/1997	Seber et al.	D8/99
5,689,889	A	11/1997	Overholt	
D392,539	S *	3/1998	Balolia	D8/99
D393,405	S *	4/1998	Seber et al.	D8/99
6,058,611	A	5/2000	Rickard	
6,263,581	B1 *	7/2001	Forte	30/332
6,397,476	B1 *	6/2002	Onion	30/160
6,574,868	B1	6/2003	Overholt	
D567,055	S *	4/2008	Renzi et al.	D8/99
D592,033	S	5/2009	Bloch	

D593,838	S *	6/2009	Williams	D8/99
7,900,363	B1 *	3/2011	White	30/340
D654,144	S *	2/2012	Karlsson et al.	D22/149
8,381,407	B1 *	2/2013	White	30/340
2004/0231169	A1	11/2004	Roberson	
2005/0229404	A1	10/2005	Nordqvist et al.	
2006/0064877	A1 *	3/2006	Vallotton et al.	30/153
2014/0115851	A1	5/2014	Bloch et al.	

**FOREIGN PATENT DOCUMENTS**

EP 1570959 9/2005

**OTHER PUBLICATIONS**

International Search Report and Written Opinion for International (PCT) Patent Application No. PCT/US2013/066877 mailed Mar. 18, 2014, 8 pages.

\* cited by examiner

*Primary Examiner* — Susan E Krakower

*Assistant Examiner* — Roselynn Cody

(74) *Attorney, Agent, or Firm* — Sheridan Ross P.C.

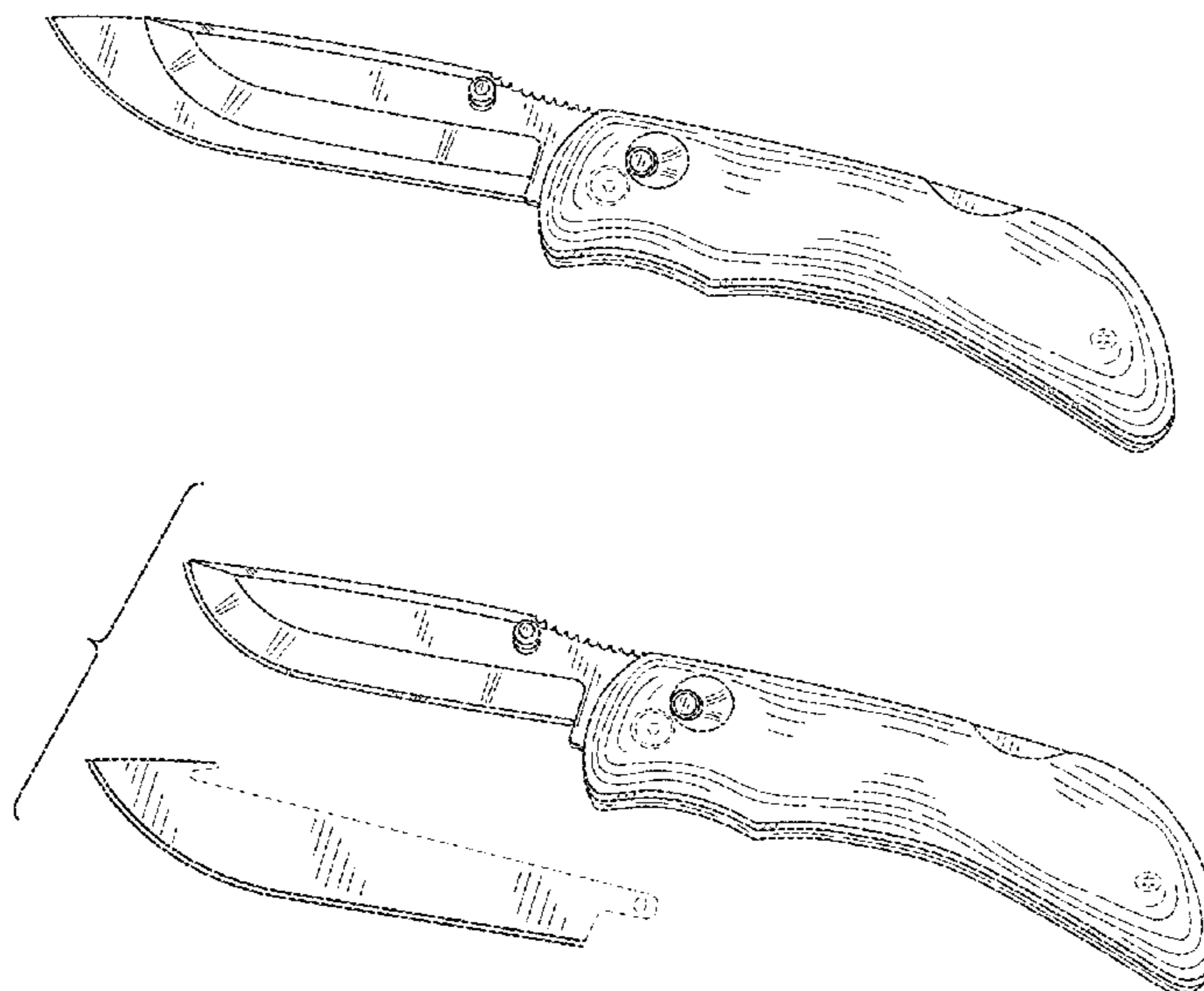
(57) **CLAIM**

The ornamental design for a knife, as shown and described.

**DESCRIPTION**

FIG. 1 is a perspective view of the knife;  
FIG. 2 is a top plan view thereof;  
FIG. 3 is a front elevation view thereof;  
FIG. 4 is a right elevation view thereof;  
FIG. 5 is a left elevation view thereof;  
FIG. 6 is a rear elevation view thereof;  
FIG. 7 is a bottom plan view thereof; and,  
FIG. 8 is a perspective view thereof, wherein a removable blade has been removed from a blade carrier.  
The broken lines in FIGS. 2, 4, and 8 are directed to portions of the knife that form no part of the claim.

**1 Claim, 4 Drawing Sheets**



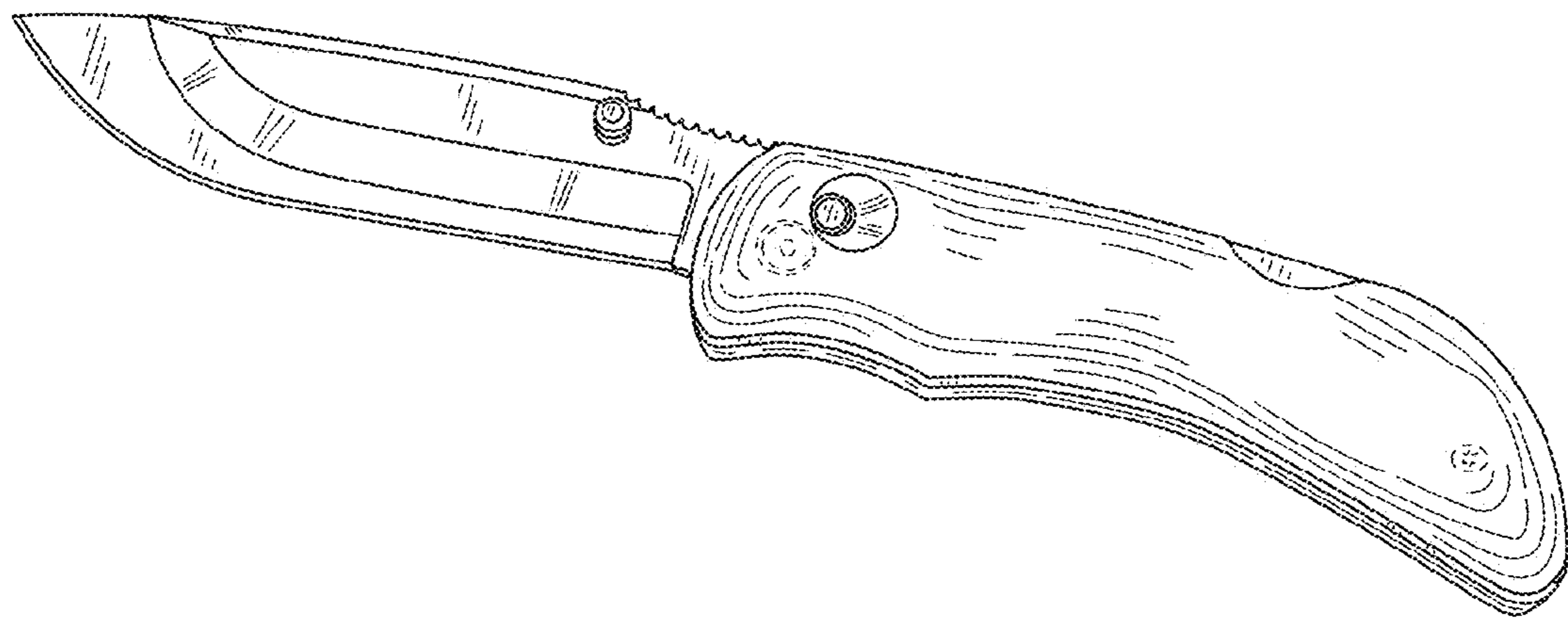


FIG.1

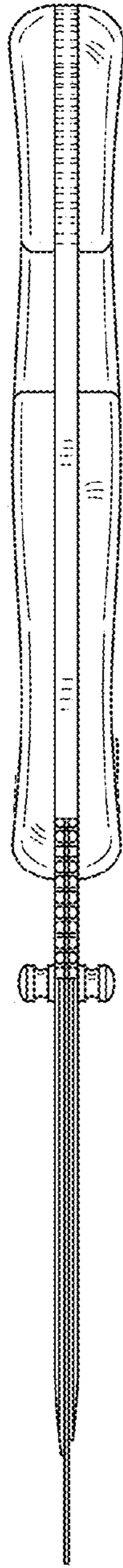


FIG. 2

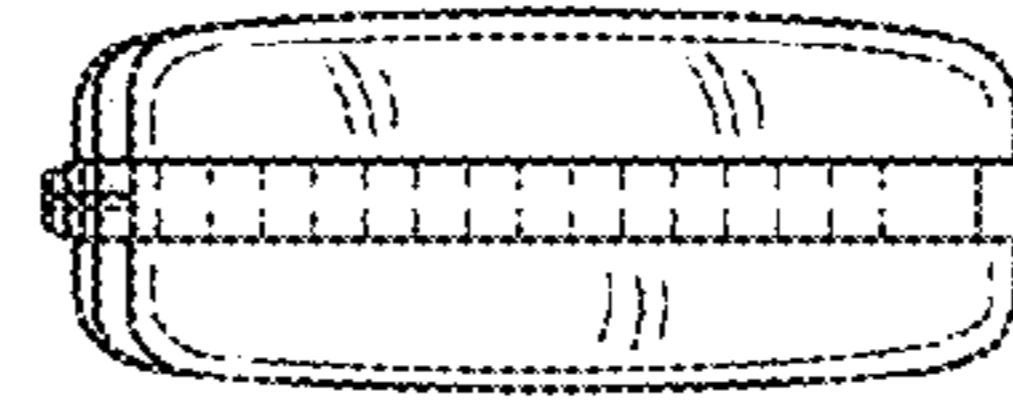


FIG. 4

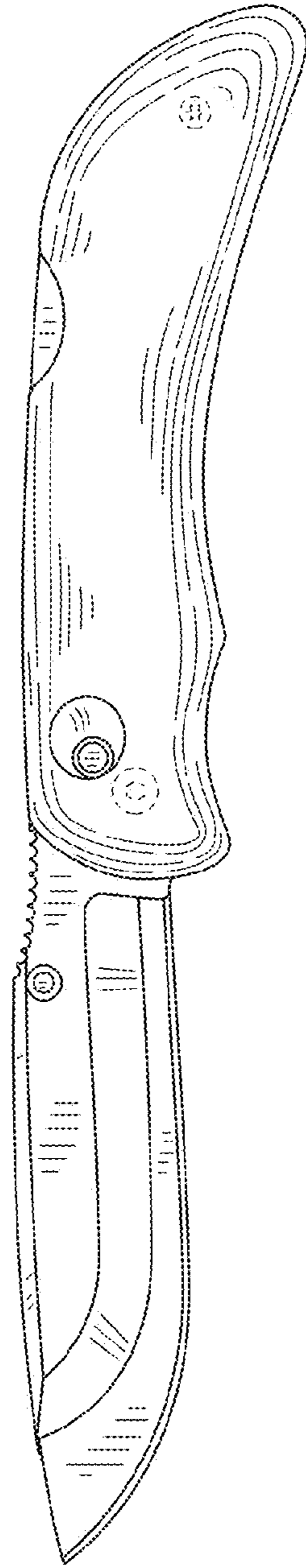


FIG. 3

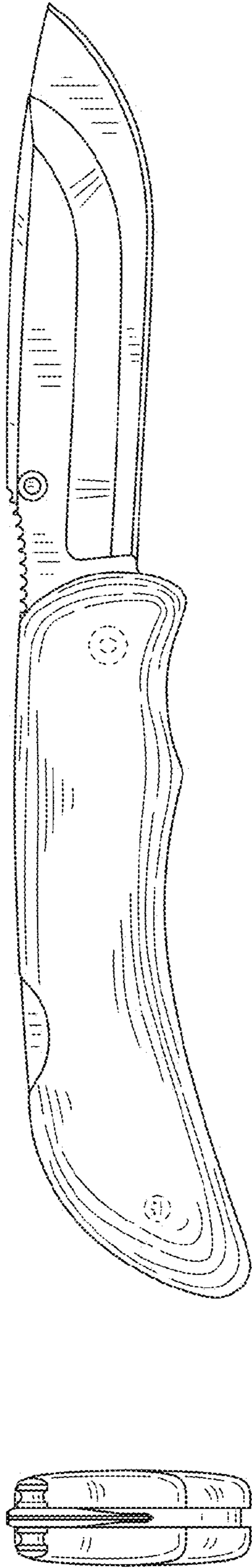


FIG. 5

FIG. 6



FIG. 7

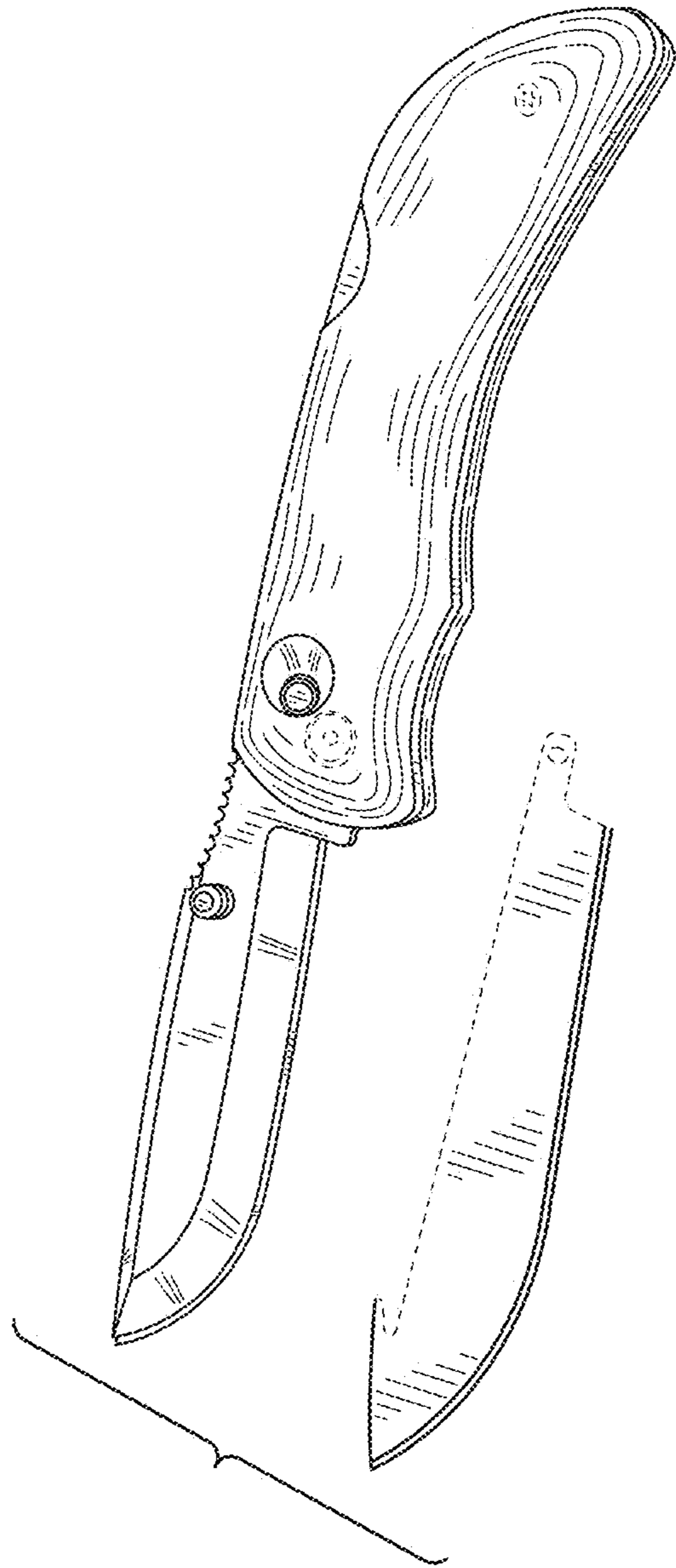


FIG.8