



US00D728338S

(12) **United States Design Patent**
Hicks

(10) **Patent No.:** **US D728,338 S**

(45) **Date of Patent:** **** May 5, 2015**

(54) **RESCUE TOOL**

(76) **Inventor:** **Timothy Mark Hicks**, Luxembourg
(LU)

(**) **Term:** **14 Years**

(21) **Appl. No.:** **29/417,983**

(22) **Filed:** **Apr. 11, 2012**

(30) **Foreign Application Priority Data**

Oct. 11, 2011 (WO) DM/077 181

(51) **LOC (10) CL.** **08-03**

(52) **U.S. Cl.**
USPC **D8/98; D8/105**

(58) **Field of Classification Search**
USPC D8/14, 47, 87, 98, 102-103, 105, 107;
D19/35, 36; 7/100, 143-145, 158;
30/308.1; 81/177.1, 177.7, 436-440,
81/489

See application file for complete search history.

(56) **References Cited**

U.S. PATENT DOCUMENTS

D33,792 S *	12/1900	Adkins	D8/47
1,503,323 A *	7/1924	Heasley	7/144
D121,308 S *	7/1940	Semski	D8/81
D138,875 S *	9/1944	Weiss	D8/98
D139,475 S *	11/1944	Laughlin	D8/80
2,613,745 A *	10/1952	Wimberly et al.	30/363
2,848,809 A *	8/1958	Crowder	30/164.9
D203,134 S *	12/1965	Lowe	D8/81
3,706,106 A *	12/1972	Leopoldi	7/158
4,456,255 A *	6/1984	Braunhut	463/47.7
D290,334 S *	6/1987	Reynolds, Jr.	D8/105
5,630,242 A *	5/1997	Oginaezawa	7/144
5,638,566 A *	6/1997	Wu	7/167
D385,771 S *	11/1997	Chiang	D8/105
D397,147 S *	8/1998	Mackenzie	D19/36
D410,029 S *	5/1999	Melnick	D19/36

D413,781 S *	9/1999	Wong	D8/81
D416,652 S *	11/1999	Martin	D30/156
D417,130 S *	11/1999	Hollinger	D8/81
D436,126 S *	1/2001	Rosenbaum	D19/36
D450,086 S *	11/2001	Rosenbaum	D19/36
6,453,564 B1 *	9/2002	Foley	30/359
6,467,114 B1 *	10/2002	Sigl	7/144
D472,444 S *	4/2003	Gesheit	D8/81
6,574,816 B2 *	6/2003	Yu Chen	7/100
D476,874 S *	7/2003	Kim	D8/81
D498,401 S *	11/2004	Lin et al.	D8/81
6,846,123 B1 *	1/2005	Bedford	401/195
D515,902 S *	2/2006	Kim	D8/105
D520,840 S *	5/2006	Bhavnani	D8/81
7,181,798 B2 *	2/2007	Hayhurst	7/144
D577,931 S *	10/2008	Thompson	D6/495
D579,301 S *	10/2008	Jones	D8/105
D595,105 S *	6/2009	White	D8/105

(Continued)

Primary Examiner — Philip S Hyder

Assistant Examiner — Roselynn Cody

(74) *Attorney, Agent, or Firm* — Cantor Colburn LLP

(57) **CLAIM**

The ornamental design for a rescue tool, as shown and described.

DESCRIPTION

FIG. 1 is a top plan view of a rescue tool, showing my new design;

FIG. 2 is an elevation view of a first side thereof;

FIG. 3 is a bottom plan view thereof;

FIG. 4 is an elevation view of a second side thereof;

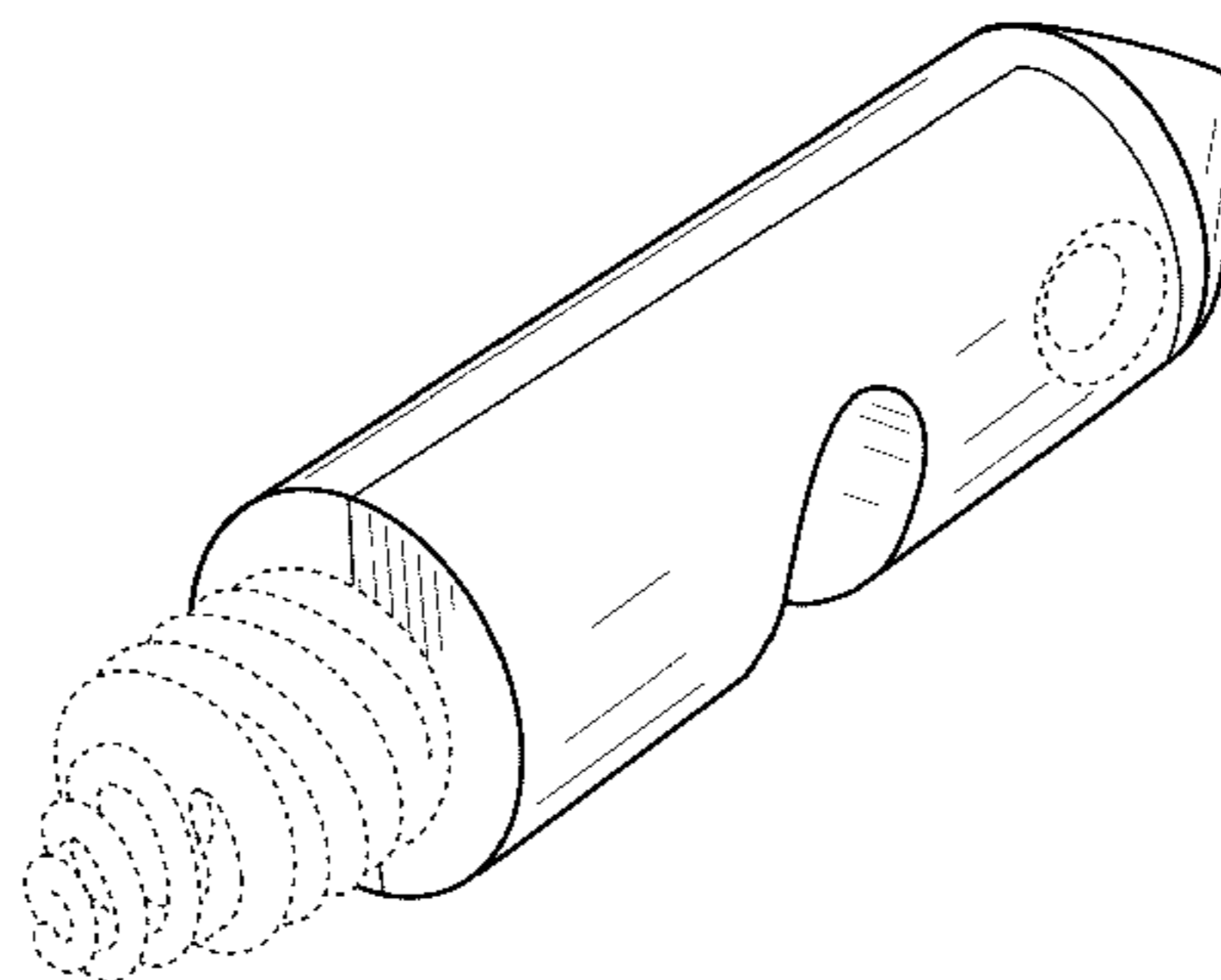
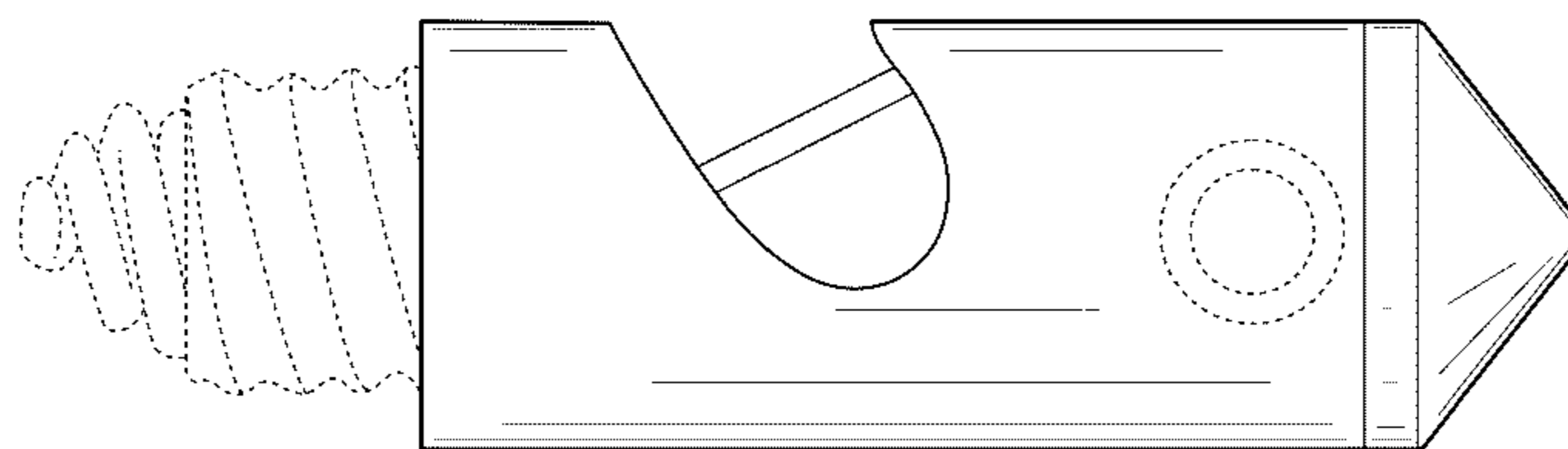
FIG. 5 is an elevation view of a third side thereof, opposite from that shown in FIG. 2;

FIG. 6 is an elevation view of a fourth side thereof, opposite from that shown in FIG. 4; and,

FIG. 7 is a perspective view thereof.

The broken lines in the drawings are directed to features that form no part of the claim.

1 Claim, 7 Drawing Sheets



(56)

References Cited

U.S. PATENT DOCUMENTS

D642,444 S * 8/2011 Kommer D8/105
D645,718 S * 9/2011 Crystal et al. D8/98

8,191,192 B1 * 6/2012 Barker 7/160
2004/0250352 A1 * 12/2004 Yeh 7/160
2005/0138737 A1 * 6/2005 Klein 7/160
2007/0261174 A1 * 11/2007 Barker 7/160

* cited by examiner

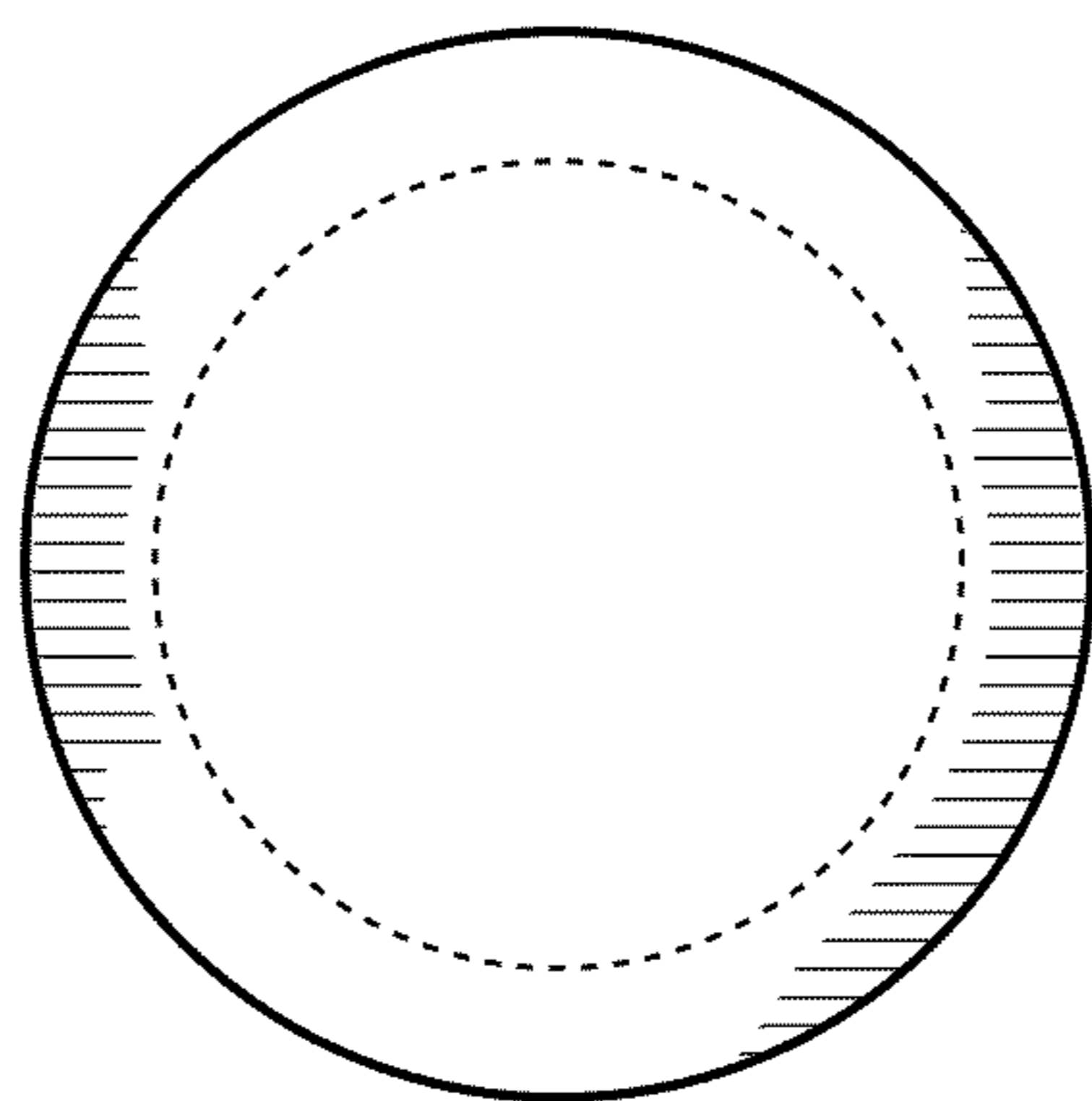


FIG. 1

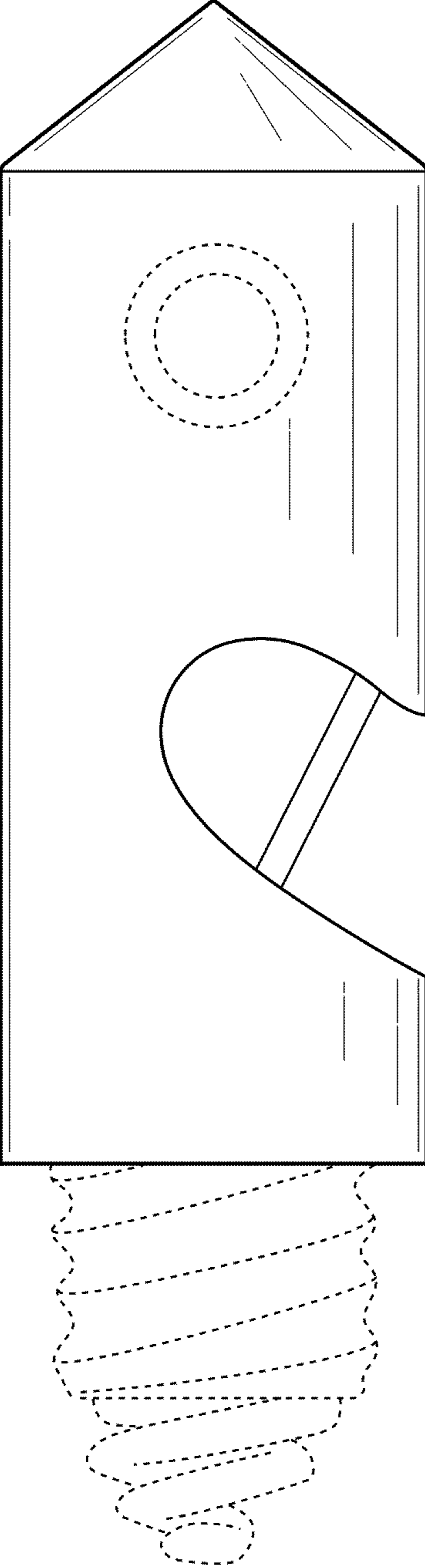


FIG. 2

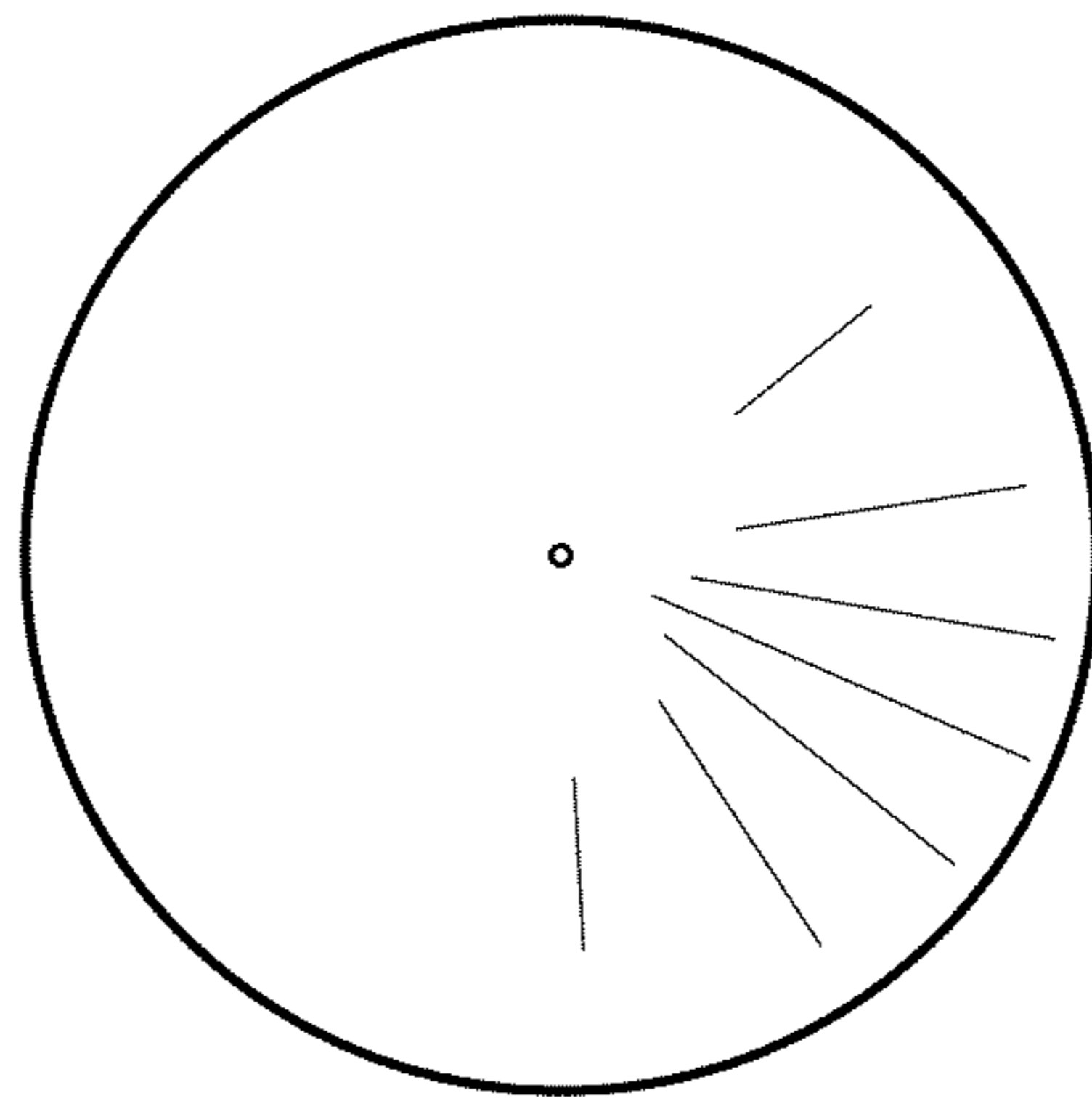


FIG. 3

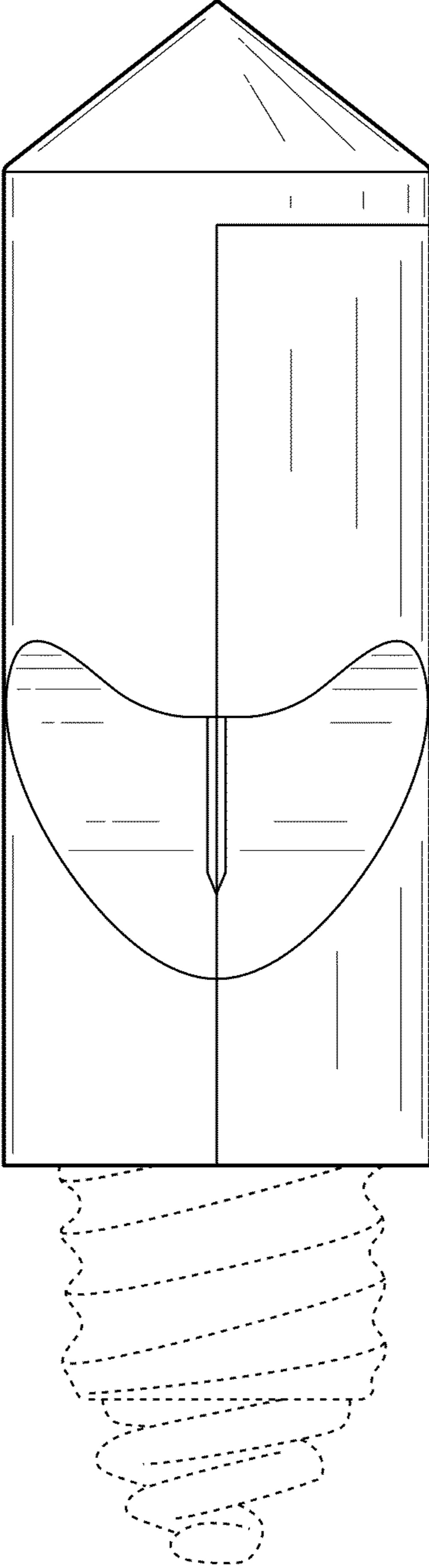


FIG. 4

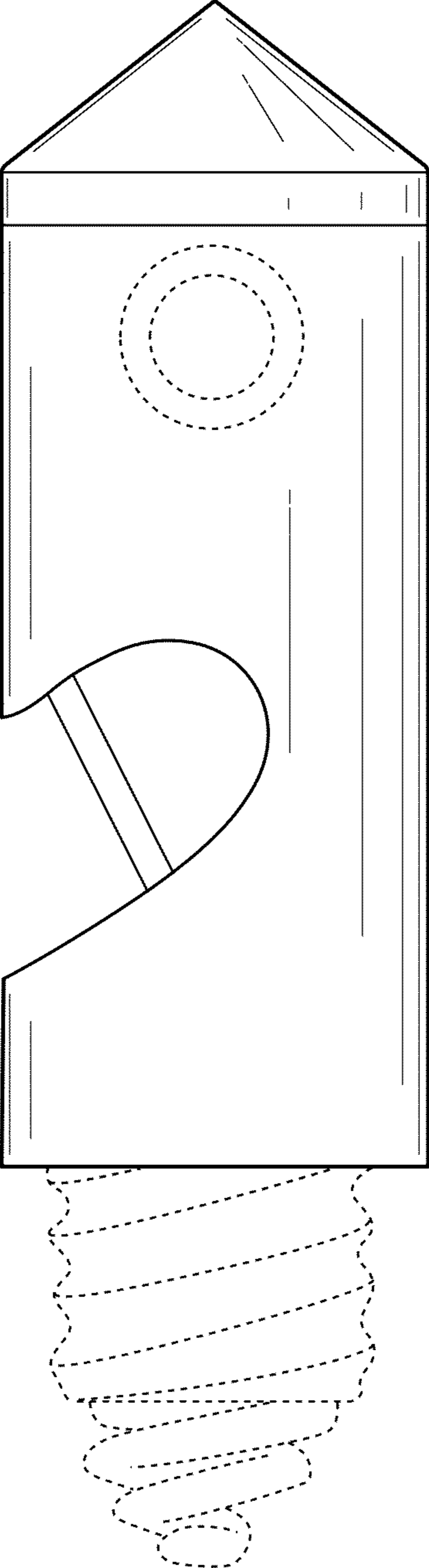


FIG. 5




FIG. 6

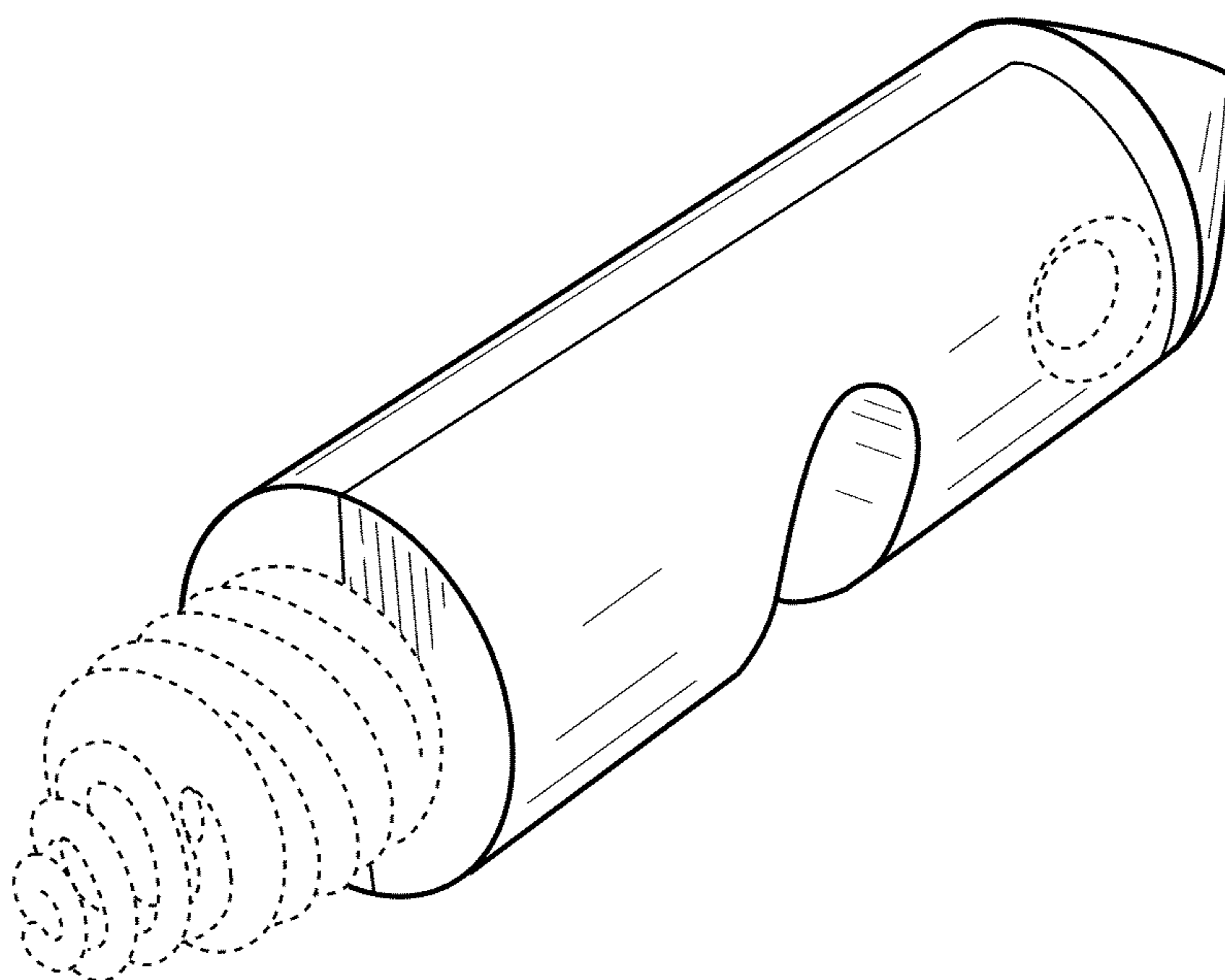


FIG. 7