



US00D728327S

(12) **United States Design Patent**
Wirth et al.

(10) **Patent No.:** **US D728,327 S**
(45) **Date of Patent:** **** *May 5, 2015**

(54) **FUNNEL**

(71) Applicants: **Steven E. Wirth**, Minneapolis, MN (US); **Andrew W. Wirth**, Minneapolis, MN (US)

(72) Inventors: **Steven E. Wirth**, Minneapolis, MN (US); **Andrew W. Wirth**, Minneapolis, MN (US)

(73) Assignee: **WirthCo Engineering, Inc.**, Minneapolis, MN (US)

(*) Notice: This patent is subject to a terminal disclaimer.

(**) Term: **14 Years**

(21) Appl. No.: **29/458,788**

(22) Filed: **Jun. 21, 2013**

(51) **LOC (10) Cl.** **07-99**

(52) **U.S. Cl.**
USPC **D7/700**

(58) **Field of Classification Search**

CPC A61F 5/4556; A61F 5/4553; A61F 5/455; A61F 5/451; A61F 5/44; A61F 5/453; B01D 23/28; B01D 23/00; B01D 23/005; B01D 23/10; B01D 23/20; B01D 29/00; B01D 29/0002; B01D 29/0093; B01D 29/0095; B01D 29/0097; B01D 29/01; B01D 29/085; B01D 29/11; B01D 29/112; B01D 29/114; B01D 29/117; B01D 29/13; B01D 29/31; B01D 29/115; B01D 29/118; B01D 29/15; B01D 29/23; B01D 29/33; B01D 29/35; B65B 39/00; B65B 39/04; B65B 39/001; B65B 39/006; B65B 39/007; B65B 39/06; B65B 39/12; B65B 39/14; F16N 31/00; B67C 2011/00; B67C 2011/02; B67C 2011/20; B67C 2011/30; B67C 2011/40; B67C 2011/022; B67C 2011/027
USPC D7/700, 354, 356, 357, 361, 368, 396.2, D7/667, 400, 409, 543, 523, 510, 512, 629, D7/668, 669, 691, 589, 412, 415; D30/129, 132, 162; D14/208; D24/122, 121, 123; D23/200; D9/435, D9/436, 434, 503, 536; D10/46.2;

D15/150, 152; 210/314, 456, 464, 210/470-478, 497.1, 498, 499; 141/297-300, 331-345, 95, 98, 141/199-205, 384, 386; 99/324, 325, 339, 99/416, 415, 425, 426, 345, 495, 490, 99/505-510; 220/86.2; 100/110, 113, 116, 100/127, 213, 248; 604/327, 328, 329, 331, 604/346, 347, 349

See application file for complete search history.

(56) **References Cited**

U.S. PATENT DOCUMENTS

90,523	A *	5/1869	Goodfellow	210/477
235,123	A *	12/1880	Bovey	141/18
D218,773	S *	9/1970	Silts	D7/700
3,964,111	A *	6/1976	Packer	4/144.4
D245,344	S *	8/1977	Fisher	D27/135
4,094,338	A *	6/1978	Bauer	137/578
4,130,147	A *	12/1978	Langlie et al.	141/98

(Continued)

Primary Examiner — Ian Simmons

Assistant Examiner — Shannon Morgan

(74) *Attorney, Agent, or Firm* — Charles A. Lemaire; Lemaire Patent Law Firm, P.L.L.C.

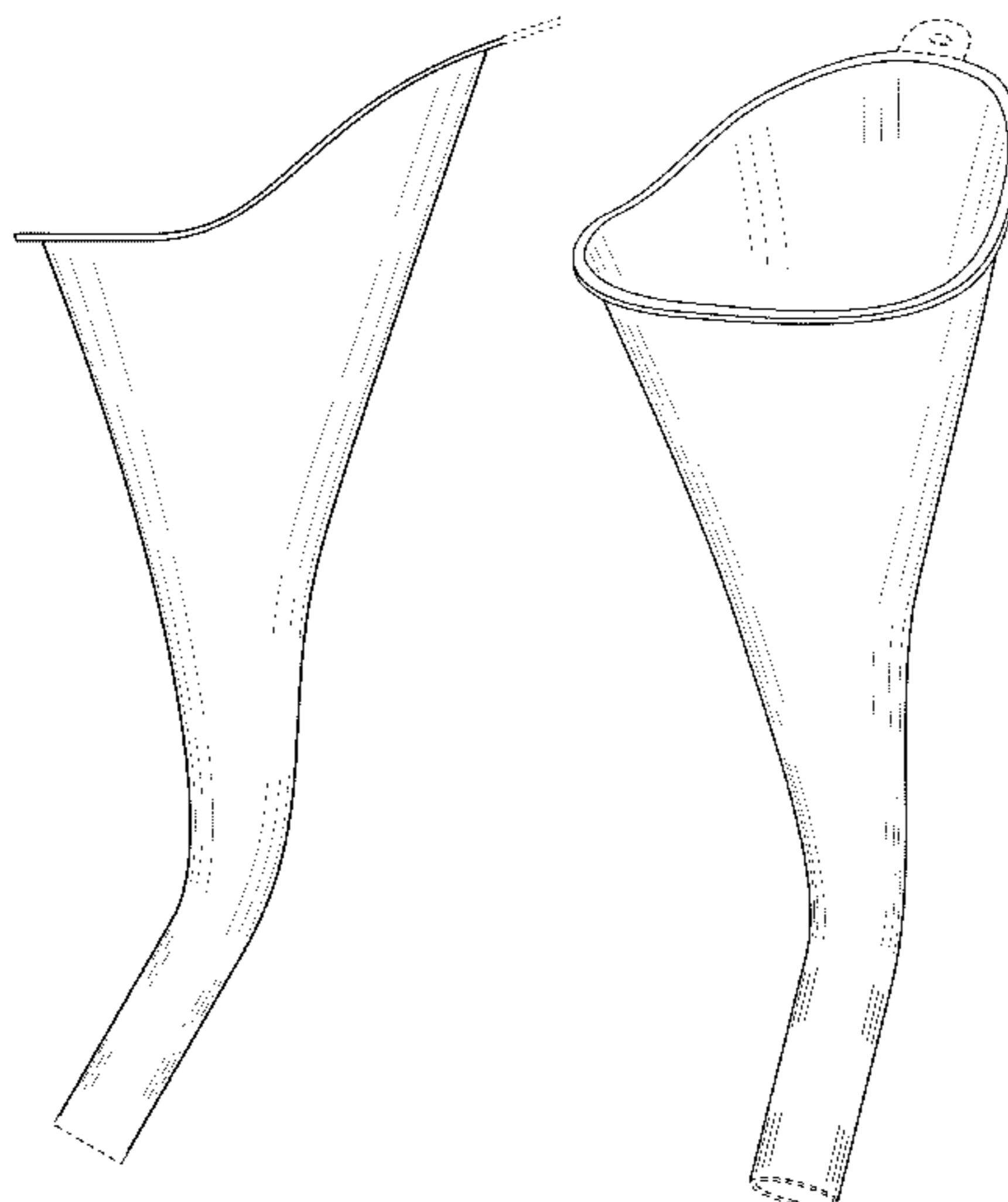
(57) **CLAIM**

The ornamental design for a funnel, as shown and described.

DESCRIPTION

FIG. 1 is a front elevational view of a funnel showing our new design;
FIG. 2 is a bottom plan view thereof;
FIG. 3 is a right side elevational view thereof;
FIG. 4 is a top plan view thereof;
FIG. 5 is a rear elevational view thereof; and,
FIG. 6 is a top, right perspective view thereof.
The broken lines in FIGS. 1-6 of the funnel are for the purpose of illustrating environment, and form no part of the claimed design.

1 Claim, 3 Drawing Sheets



(56)

References Cited

U.S. PATENT DOCUMENTS

4,347,878 A * 9/1982 Schofield 141/300
 D288,059 S * 2/1987 Fling D8/34
 4,771,484 A * 9/1988 Mozell 4/144.4
 D356,865 S * 3/1995 Ivie D24/122
 D383,949 S * 9/1997 Lown D7/700
 D393,061 S * 3/1998 Mandich et al. D23/309
 D420,869 S * 2/2000 Diehl D7/700
 D422,674 S * 4/2000 Chrisco et al. D23/200
 D449,105 S * 10/2001 Azo D24/122
 D457,237 S * 5/2002 Azo D24/122
 D467,338 S * 12/2002 Rehrig D24/122
 D471,977 S * 3/2003 Levinson D24/122
 D489,231 S * 5/2004 Moeller et al. D7/700

D499,180 S * 11/2004 Best D24/122
 D541,116 S * 4/2007 Upham et al. D7/700
 7,299,834 B1 * 11/2007 Platt 141/344
 D577,435 S * 9/2008 Ivie et al. D24/122
 D602,156 S * 10/2009 Young D24/122
 7,849,968 B1 * 12/2010 Krepps 184/1.5
 D649,239 S * 11/2011 Taravella D24/122
 D662,654 S * 6/2012 Trudnowski D27/167
 8,337,477 B2 * 12/2012 Parks et al. 604/329
 2004/0154696 A1 * 8/2004 Koncelik et al. 141/331
 2006/0174967 A1 * 8/2006 Chien 141/95
 2007/0295425 A1 * 12/2007 Shaw 141/299
 2008/0190517 A1 * 8/2008 Ben Shlomo et al. 141/331
 2008/0295914 A1 * 12/2008 Avalos 141/7
 2012/0325369 A1 * 12/2012 Moreland 141/98
 2013/0000775 A1 * 1/2013 Jameson 141/11

* cited by examiner

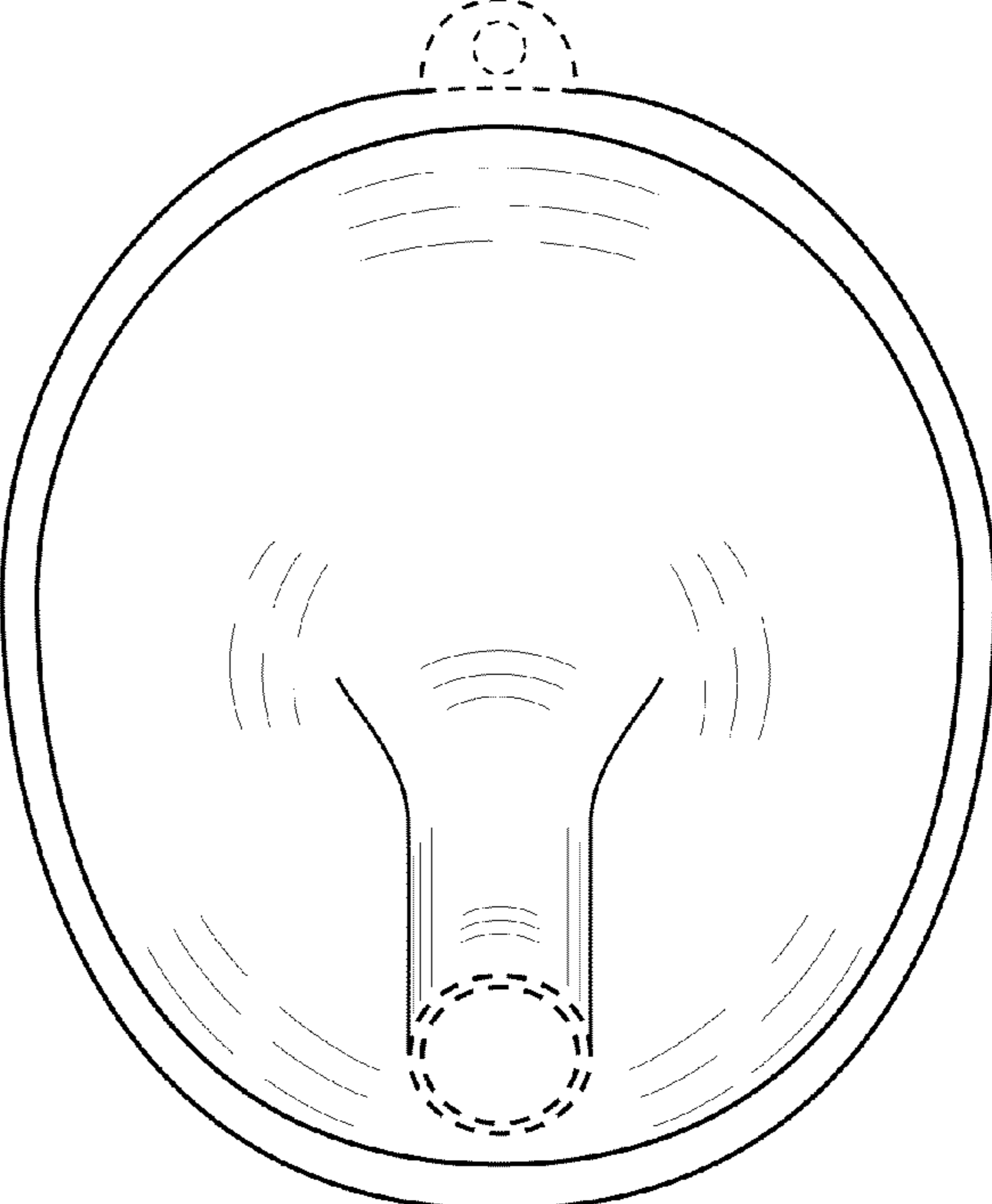
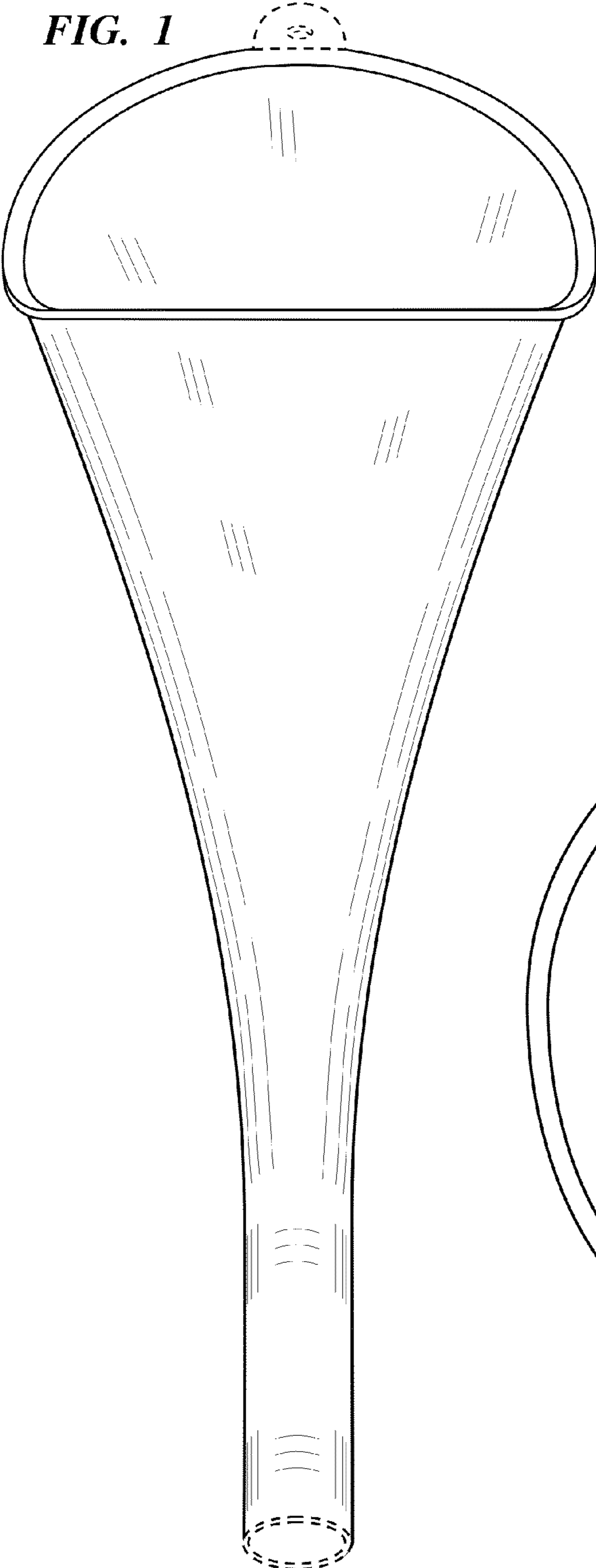


FIG. 2

FIG. 3



FIG. 4

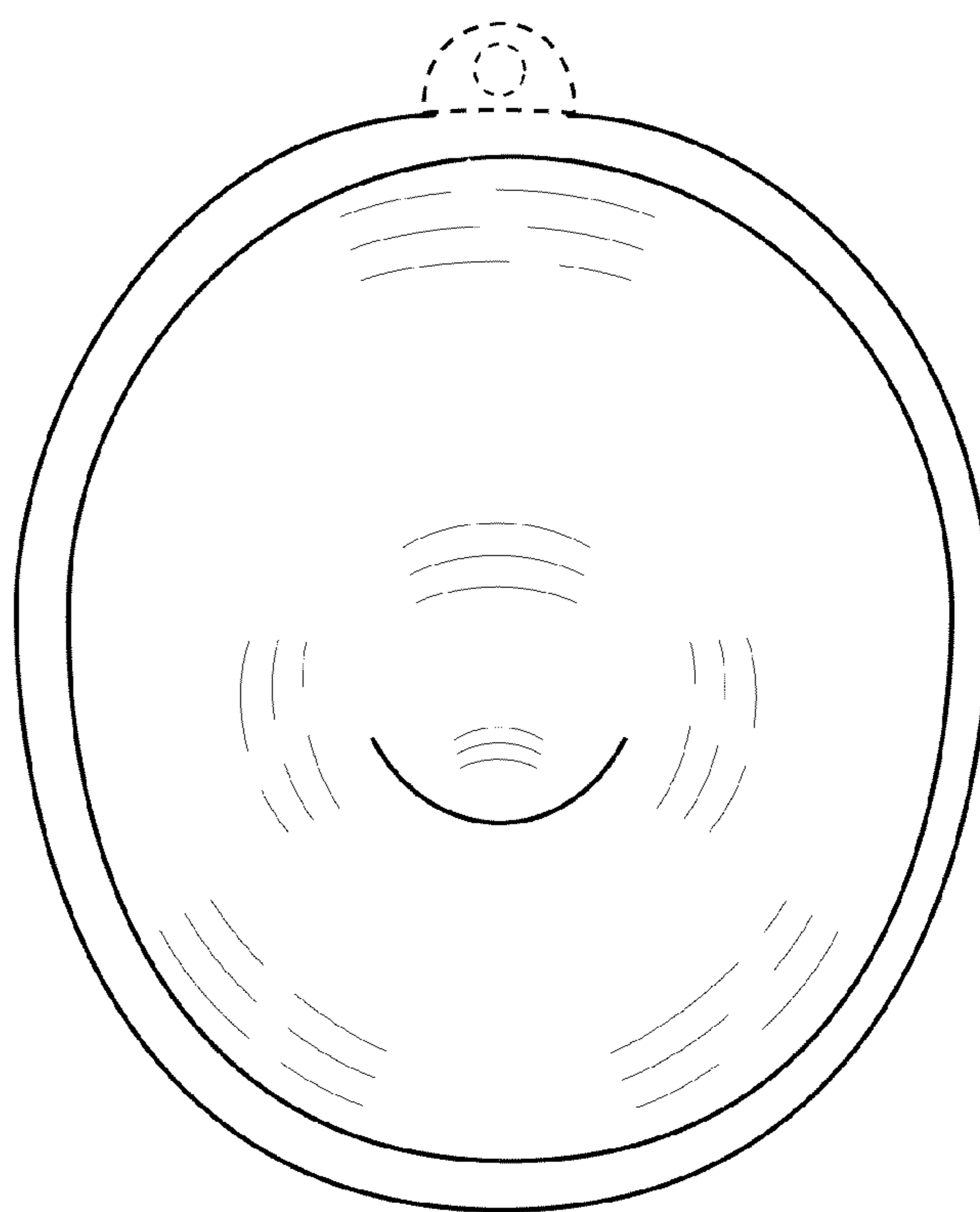


FIG. 5

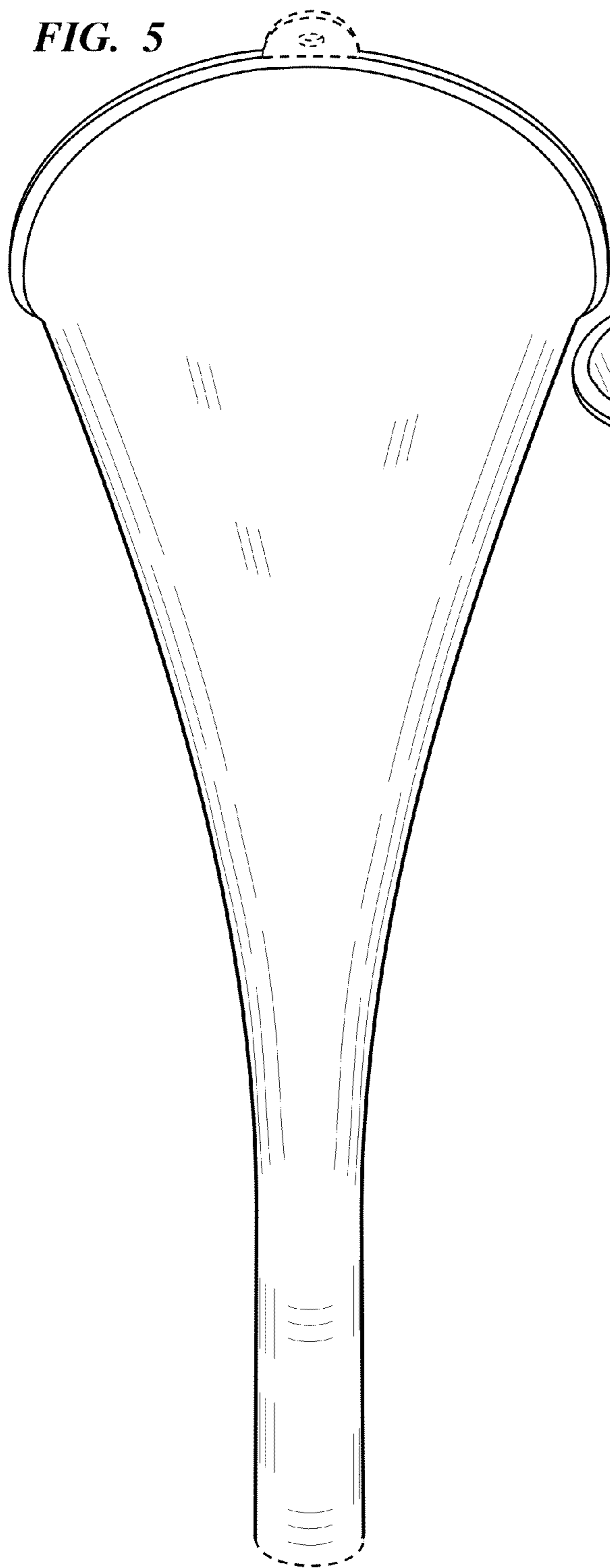


FIG. 6

