



US00D728326S

(12) **United States Design Patent**
Wirth et al.

(10) **Patent No.:** **US D728,326 S**
(45) **Date of Patent:** **** May 5, 2015**

- (54) **FUNNEL**
- (71) Applicants: **Steven E. Wirth**, Minneapolis, MN (US); **Andrew W. Wirth**, Minneapolis, MN (US)
- (72) Inventors: **Steven E. Wirth**, Minneapolis, MN (US); **Andrew W. Wirth**, Minneapolis, MN (US)
- (73) Assignee: **WirthCo Engineering, Inc.**, Minneapolis, MN (US)
- (**) Term: **14 Years**
- (21) Appl. No.: **29/458,786**
- (22) Filed: **Jun. 21, 2013**
- (51) **LOC (10) Cl.** **07-99**
- (52) **U.S. Cl.**
USPC **D7/700**
- (58) **Field of Classification Search**
CPC A61F 5/4556; A61F 5/4553; A61F 5/455; A61F 5/451; A61F 5/44; A61F 5/453; B65B 39/00; B65B 39/04; B65B 39/001; B65B 39/006; B65B 39/007; B65B 39/06; B65B 39/12; B65B 39/14; F16N 31/00; B67C 2011/00; B67C 2011/02; B67C 2011/20; B67C 2011/30; B67C 2011/40; B67C 2011/022; B67C 2011/027; B01D 23/28; B01D 23/00; B01D 23/005; B01D 23/10; B01D 23/20; B01D 29/00; B01D 29/0002; B01D 29/0093; B01D 29/0095; B01D 29/0097; B01D 29/01; B01D 29/085; B01D 29/11; B01D 29/112; B01D 29/114; B01D 29/117; B01D 29/13; B01D 29/31; B01D 29/115; B01D 29/118; B01D 26/15; B01D 29/23; B01D 29/33; B01D 29/35
USPC D7/700, 354, 356, 357, 361, 368, 396.2, D7/667, 400, 409, 543, 523, 510, 512, 629, D7/668, 669, 691, 589, 412, 415; D30/129, 132, 162; D14/208; D24/122, 121, 123; D23/200; D9/435, D9/436, 434, 503, 536; D10/46.2; D15/150, 152; 210/314, 456, 464, 210/470-478, 497.1, 498, 499; 141/297-300, 331-345, 95, 98,

141/199-205, 384, 386; 99/324, 325, 339, 99/416, 415, 425, 426, 345, 495, 490, 99/505-510; 220/86.2; 100/110, 113, 116, 100/127, 213, 248; 604/327, 328, 329, 331, 604/346, 347, 349

See application file for complete search history.

(56) **References Cited**

U.S. PATENT DOCUMENTS

90,523	A *	5/1869	Goodfellow	210/477
235,123	A *	12/1880	Bovey	141/18
D218,773	S *	9/1970	Sitts	D7/700
3,964,111	A *	6/1976	Packer	4/144.4
D245,344	S *	8/1977	Fisher	D27/135
4,094,338	A *	6/1978	Bauer	137/578
4,130,147	A *	12/1978	Langlie et al.	141/98
4,347,878	A *	9/1982	Schofield	141/300
D288,059	S *	2/1987	Fling	D8/34
4,771,484	A *	9/1988	Mozell	4/144.4

(Continued)

Primary Examiner — Ian Simmons

Assistant Examiner — Shannon Morgan

(74) *Attorney, Agent, or Firm* — Charles A. Lemaire; Lemaire Patent Law Firm, P.L.L.C.

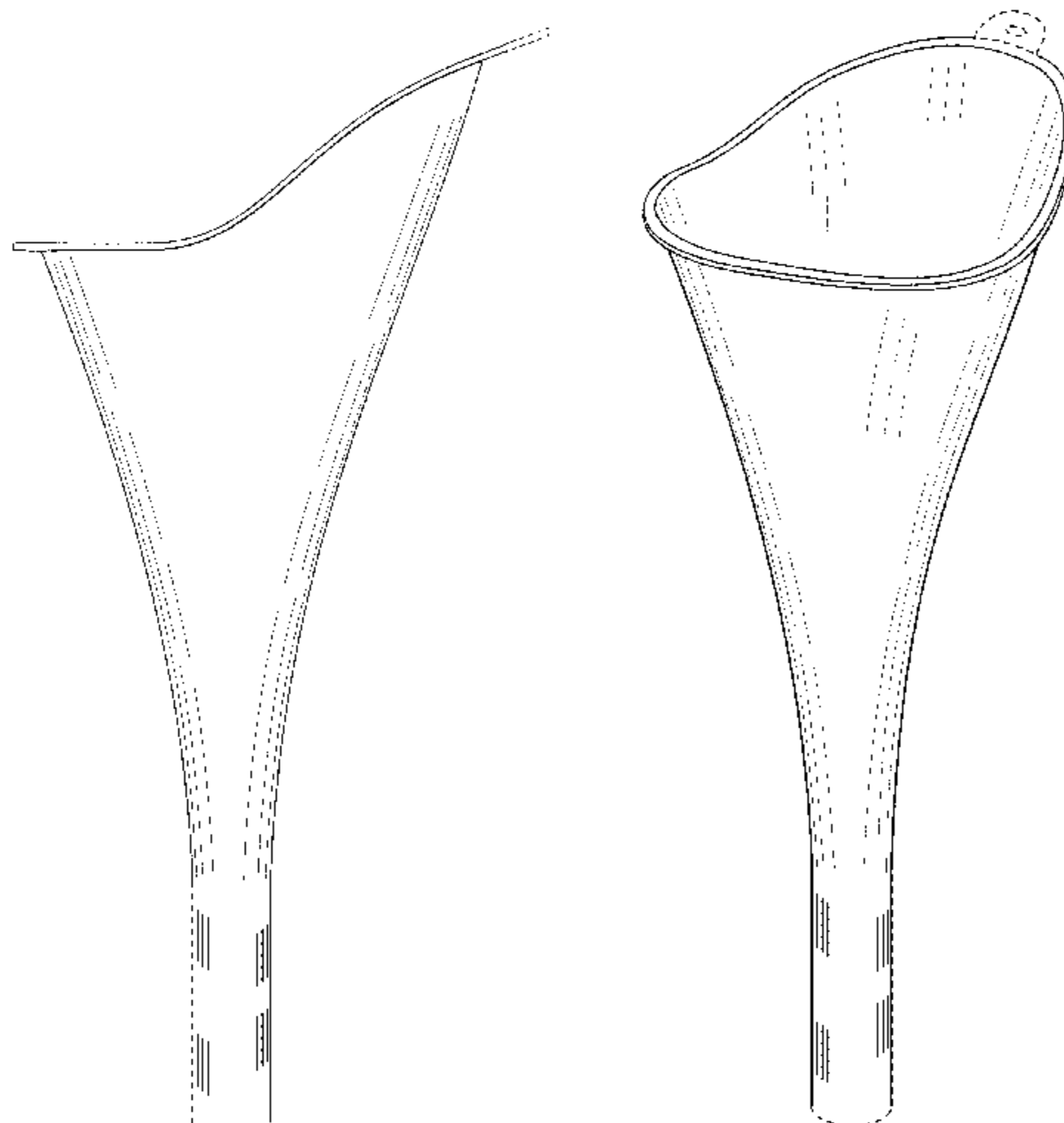
(57) **CLAIM**

The ornamental design for a funnel, as shown and described.

DESCRIPTION

FIG. 1 is a front elevational view of a funnel showing our new design;
FIG. 2 is a bottom plan view thereof;
FIG. 3 is a right side elevational view thereof;
FIG. 4 is a top plan view thereof;
FIG. 5 is a rear elevational view thereof; and,
FIG. 6 is a top, right perspective view thereof.
The broken lines in FIGS. 1-6 of the funnel are for the purpose of illustrating environment, and form no part of the claimed design.

1 Claim, 3 Drawing Sheets



(56)

References Cited

U.S. PATENT DOCUMENTS

D356,865 S *	3/1995	Ivie	D24/122	7,299,834 B1 *	11/2007	Platt	141/344
D383,949 S *	9/1997	Lown	D7/700	D577,435 S *	9/2008	Ivie et al.	D24/122
D393,061 S *	3/1998	Mandich et al.	D23/309	D602,156 S *	10/2009	Young	D24/122
D420,869 S *	2/2000	Diehl	D7/700	7,849,968 B1 *	12/2010	Krepps	184/1.5
D422,674 S *	4/2000	Chrisco et al.	D23/200	D649,239 S *	11/2011	Taravella	D24/122
D449,105 S *	10/2001	Azo	D24/122	D662,654 S *	6/2012	Trudnowski	D27/167
D457,237 S *	5/2002	Azo	D24/122	8,337,477 B2 *	12/2012	Parks et al.	604/329
D467,338 S *	12/2002	Rehrig	D24/122	2004/0154696 A1 *	8/2004	Koncelik et al.	141/331
D471,977 S *	3/2003	Levinson	D24/122	2006/0174967 A1 *	8/2006	Chien	141/95
D489,231 S *	5/2004	Moeller et al.	D7/700	2007/0295425 A1 *	12/2007	Shaw	141/299
D499,180 S *	11/2004	Best	D24/122	2008/0190517 A1 *	8/2008	Ben Shlomo et al.	141/331
D541,116 S *	4/2007	Upham et al.	D7/700	2008/0295914 A1 *	12/2008	Avalos	141/7
				2012/0325369 A1 *	12/2012	Moreland	141/98
				2013/0000775 A1 *	1/2013	Jameson	141/11

* cited by examiner

FIG. 1

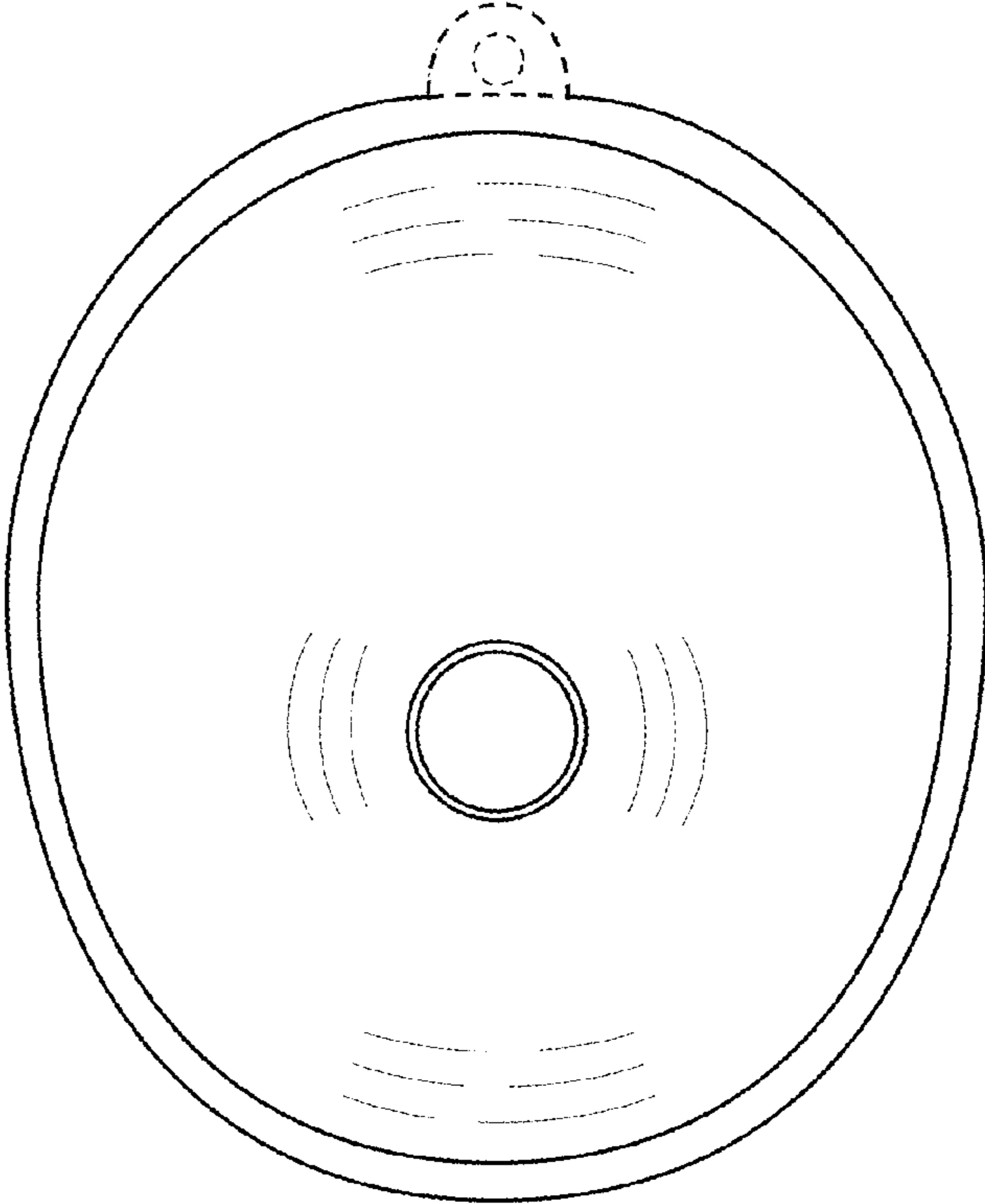
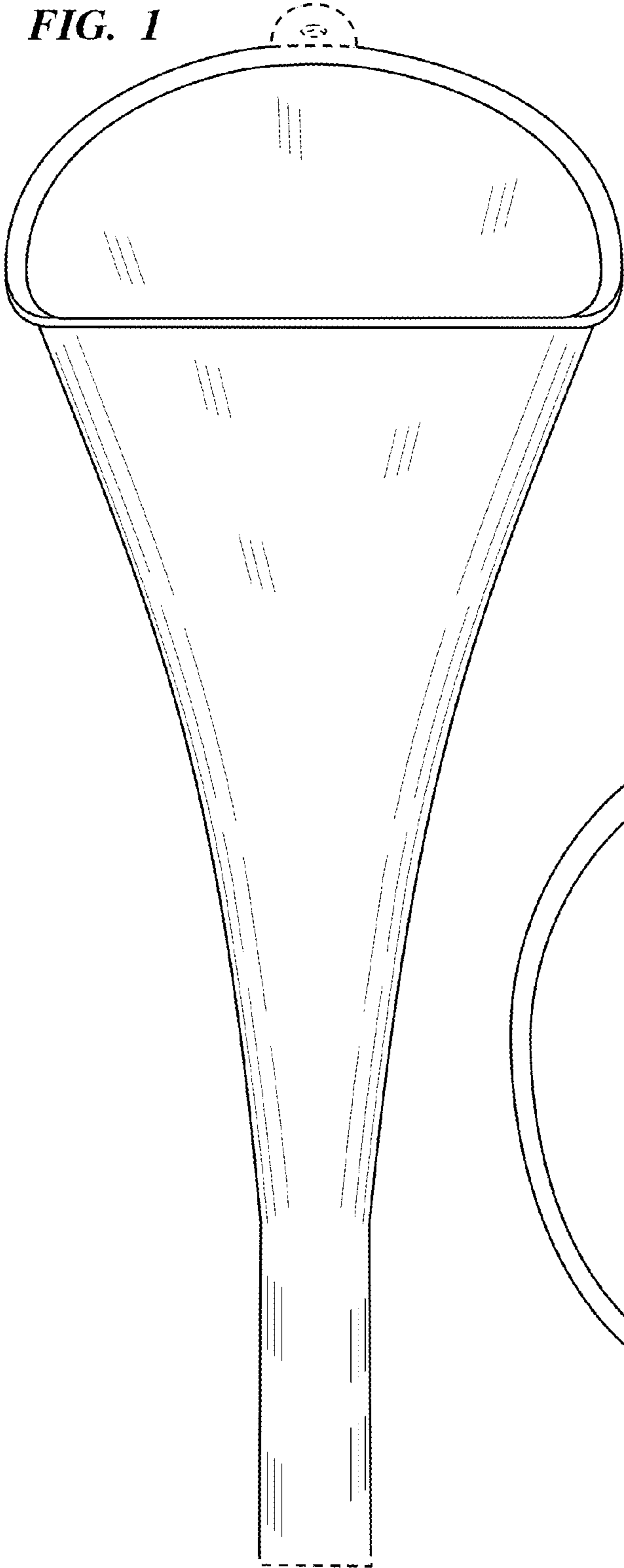


FIG. 2

FIG. 3

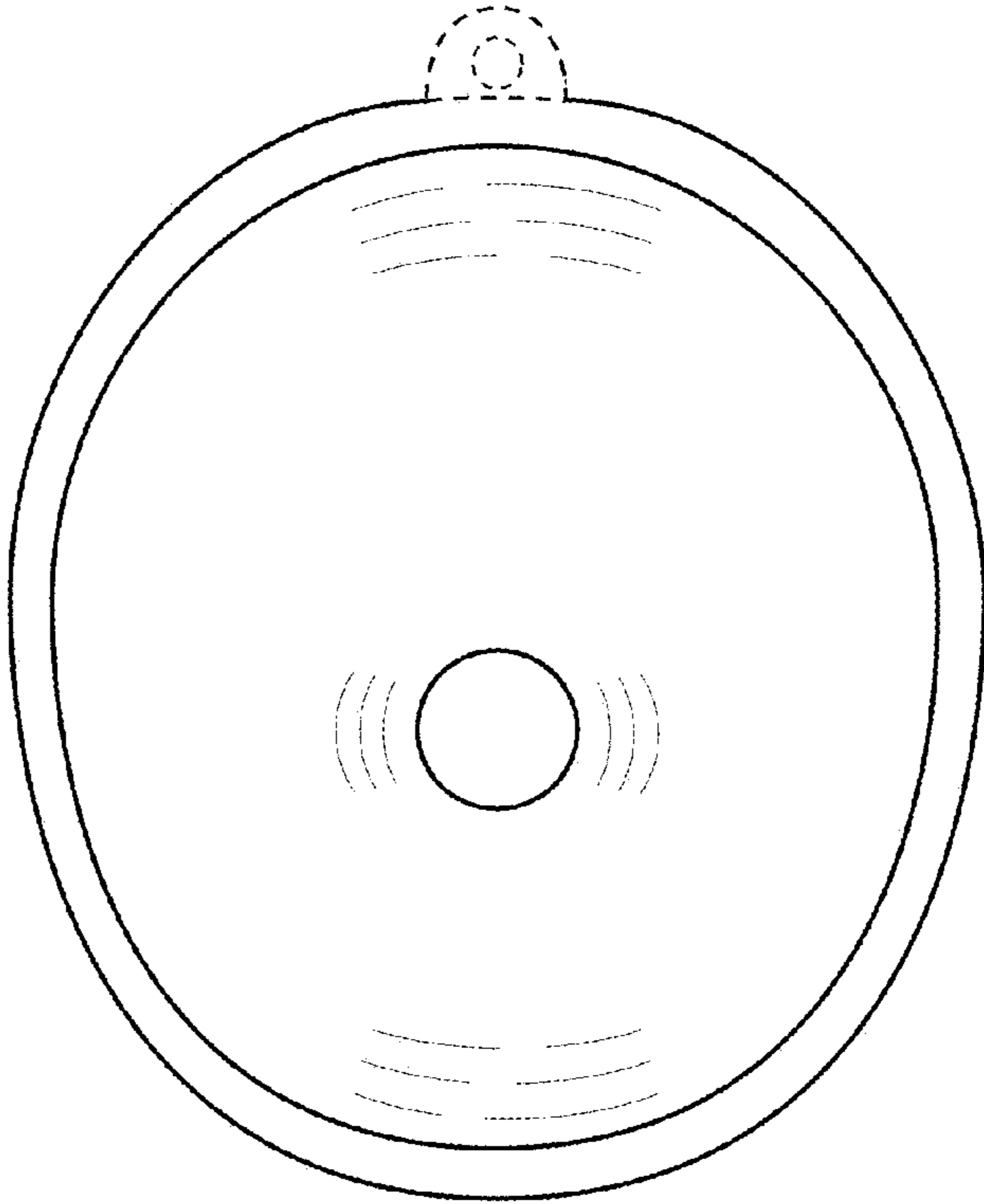
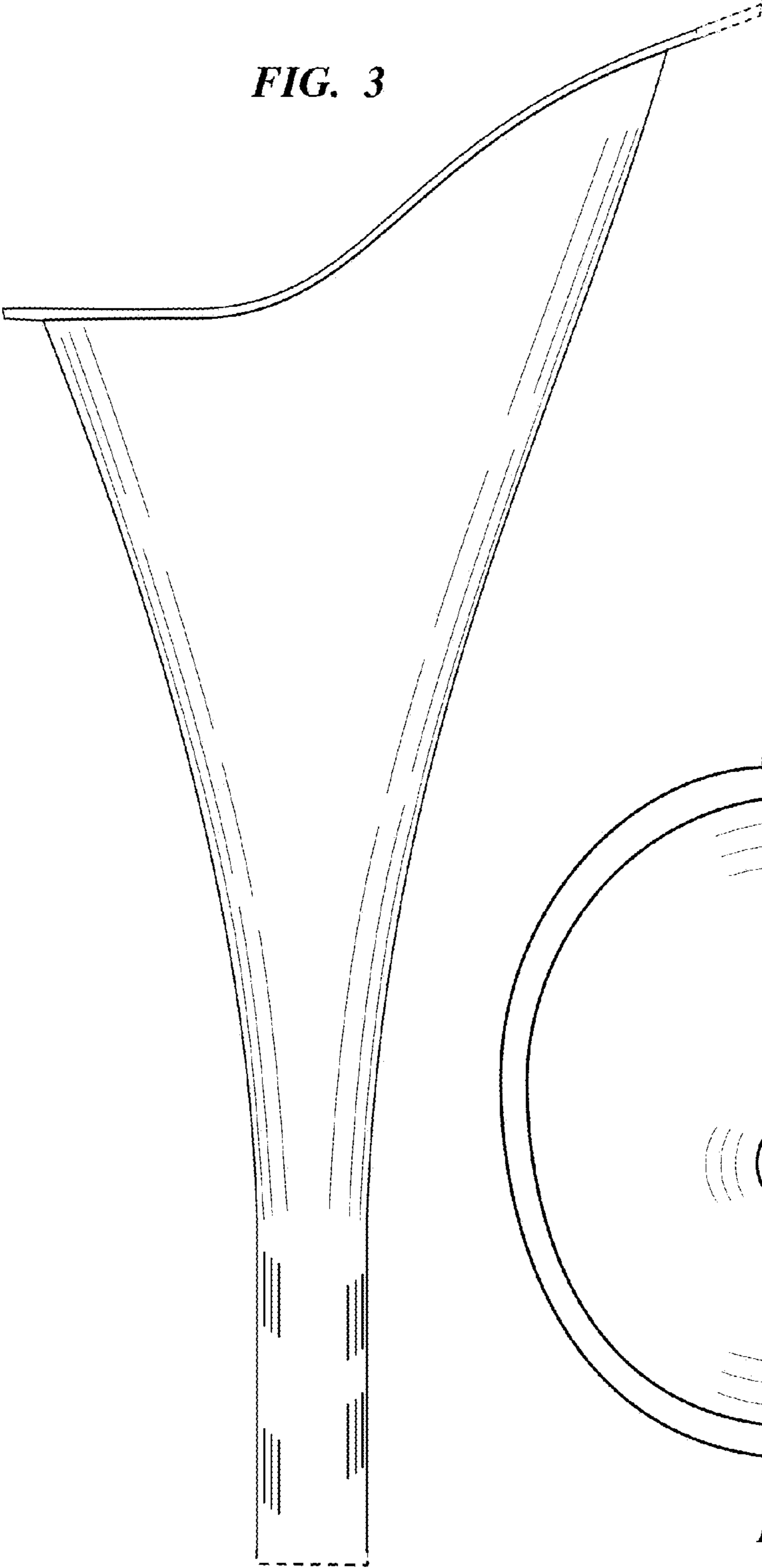


FIG. 4

FIG. 5

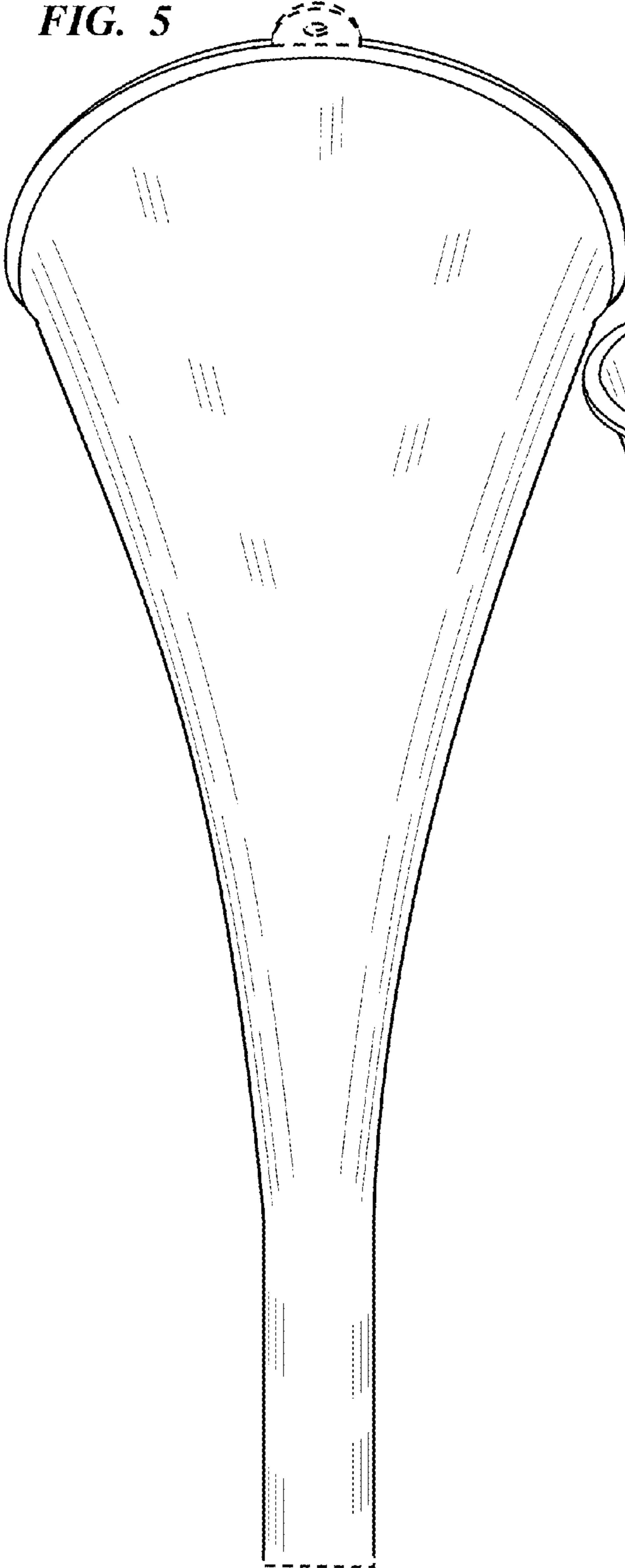


FIG. 6

