



US00D728324S

(12) **United States Design Patent**
Muir et al.

(10) **Patent No.:** **US D728,324 S**

(45) **Date of Patent:** **** May 5, 2015**

(54) **ROASTING STICK**

(71) Applicant: **Sephra L.P.**, San Diego, CA (US)

(72) Inventors: **Richard B. Muir**, San Diego, CA (US);
James D. Sabin, San Diego, CA (US);
Scott M. Sabin, Escondido, CA (US)

(73) Assignee: **Sephra L.P.**, San Diego, CA (US)

(**) Term: **14 Years**

(21) Appl. No.: **29/476,056**

(22) Filed: **Dec. 10, 2013**

(51) **LOC (10) Cl.** **07-06**

(52) **U.S. Cl.**
USPC **D7/683**

(58) **Field of Classification Search**

CPC A47J 43/28; A47J 37/049; A47J 43/283;
A47J 37/0694
USPC D7/680-696, 395, 393, 368, 669, 409;
294/61; 99/415-419, 426, 449, 441,
99/421 R, 425, 421 V, 421 A; 7/110, 113,
7/109; 30/323, 129, 286
See application file for complete search history.

(56) **References Cited**

U.S. PATENT DOCUMENTS

2,649,042 A * 8/1953 Wickman 99/441
2,876,694 A * 3/1959 Thomas 99/421 A
D231,890 S * 6/1974 Kritkauský D7/683

3,931,758 A * 1/1976 Blake 99/419
5,238,445 A * 8/1993 Green 99/421 A
D395,988 S * 7/1998 Badour D7/683
D496,835 S * 10/2004 Scott D7/683
D513,573 S * 1/2006 Settele D7/683
D542,593 S * 5/2007 Stewart et al. D7/368
D691,861 S 10/2013 Izatt et al.

* cited by examiner

Primary Examiner — Terry Wallace

(74) *Attorney, Agent, or Firm* — Knobbe Martens Olson & Bear LLP

(57) **CLAIM**

The ornamental design for a roasting stick, as shown and described.

DESCRIPTION

FIG. 1 is a perspective view of a roasting stick showing our new design.

FIG. 2 is a top view of the roasting stick of FIG. 1.

FIG. 3 is a front view of the roasting stick of FIG. 1. The back view is a mirror image of the front view.

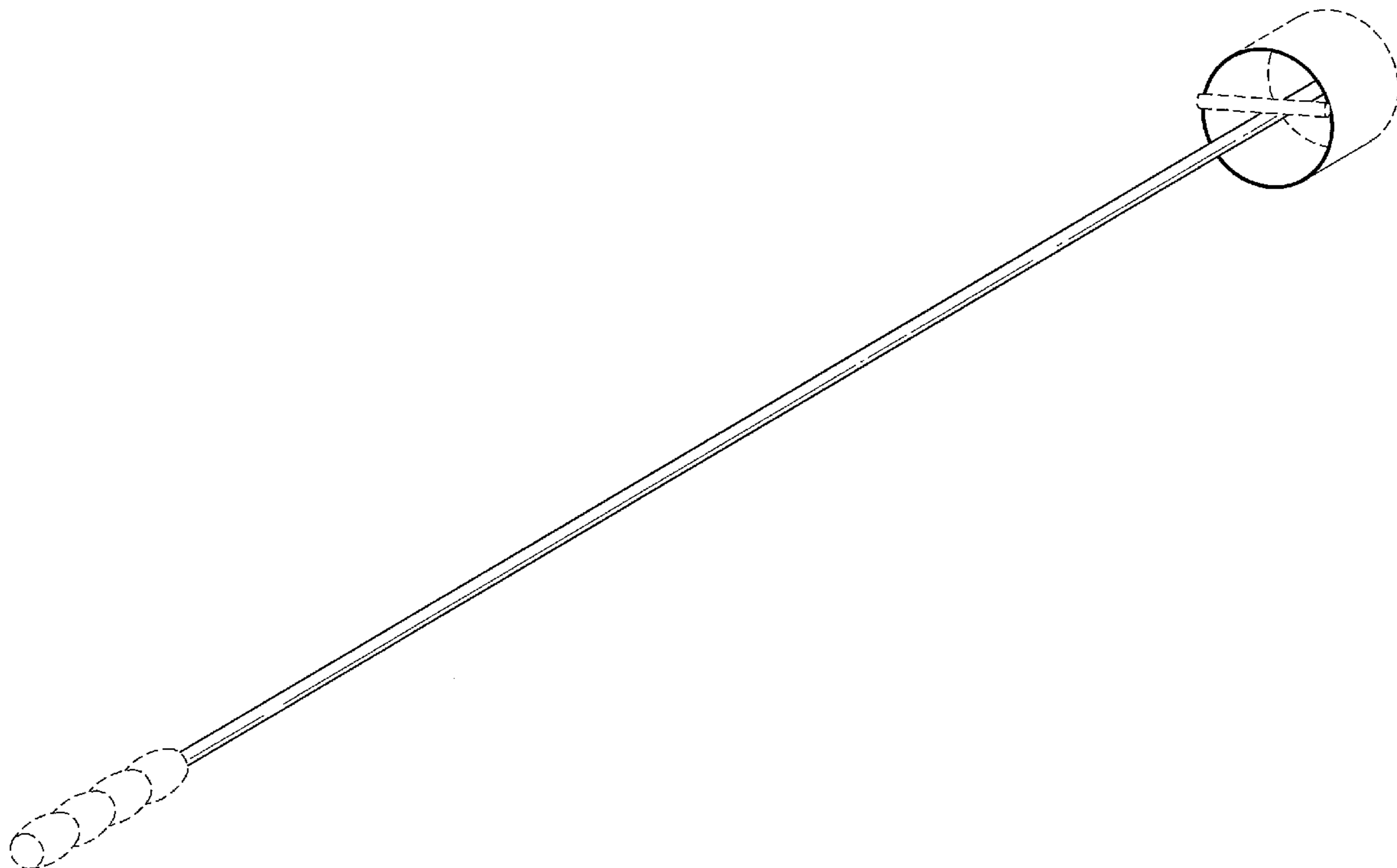
FIG. 4 is a bottom view of the roasting stick of FIG. 1.

FIG. 5 is a left end view of the roasting stick of FIG. 1; and,

FIG. 6 is a right end view of the roasting stick of FIG. 1.

Broken lines are used to illustrate features of the roasting stick which form no part of the claimed design.

1 Claim, 2 Drawing Sheets



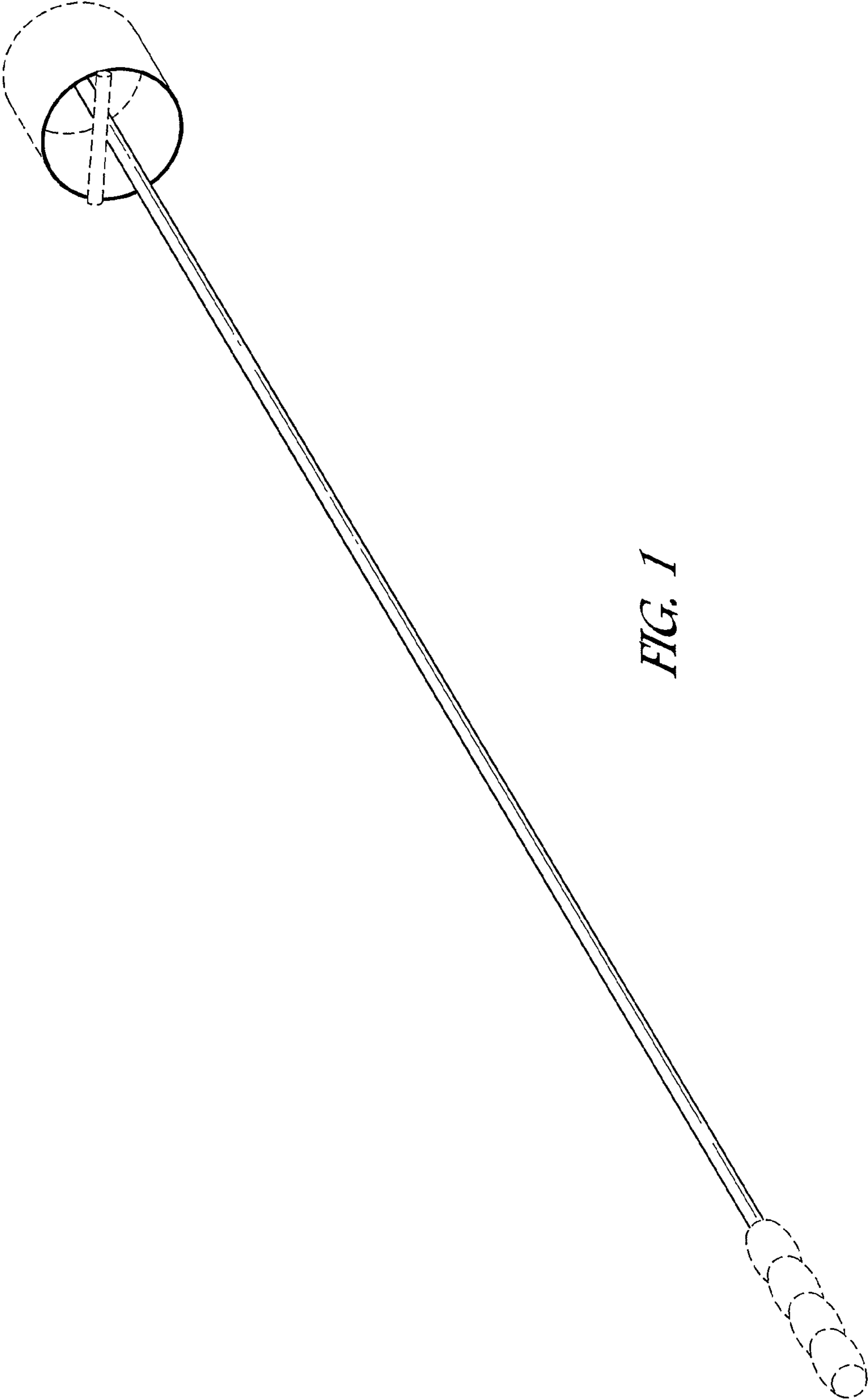


FIG. 1



FIG. 2



FIG. 3



FIG. 4

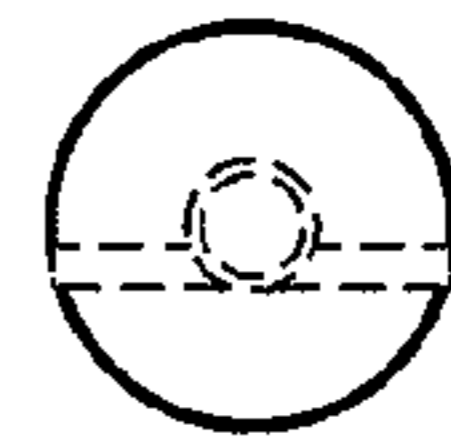


FIG. 5

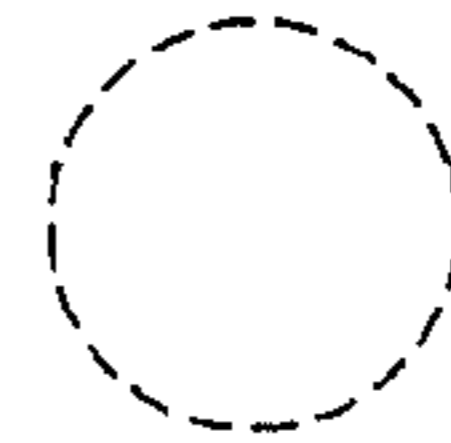


FIG. 6