



US00D728323S

(12) **United States Design Patent**
Cline et al.

(10) **Patent No.:** **US D728,323 S**
(45) **Date of Patent:** **** May 5, 2015**

(54) **FRUIT CUTTER**

(71) Applicants: **Carrie Cline**, Milford, CT (US);
Cynthia Mockler, North Haven, CT (US)

(72) Inventors: **Carrie Cline**, Milford, CT (US);
Cynthia Mockler, North Haven, CT (US)

(**) Term: **14 Years**

(21) Appl. No.: **29/462,434**

(22) Filed: **Aug. 3, 2013**

(51) **LOC (10) Cl.** **07-04**

(52) **U.S. Cl.**
USPC **D7/676**

(58) **Field of Classification Search**
USPC D7/672-677; 30/301, 299, 303, 312,
30/305, 314, 315, 152, 316, 321, 358, 559,
30/367, 154, 155, 159; 99/353, 357, 354
See application file for complete search history.

(56) **References Cited**

U.S. PATENT DOCUMENTS

D127,026 S * 5/1941 Miller et al. D7/676
4,245,973 A * 1/1981 Greaney 425/276

D305,142 S * 12/1989 Bateman et al. D21/619
D347,976 S * 6/1994 Lombardi D7/676
5,662,010 A * 9/1997 Barnett 30/315
D404,977 S * 2/1999 Rosby D7/675
D605,000 S * 12/2009 Ablo D7/675
D614,456 S * 4/2010 Ablo D7/675
D672,213 S * 12/2012 Abrams D7/675
2004/0187317 A1 * 9/2004 Wood 30/315

* cited by examiner

Primary Examiner — Terry Wallace

(57) **CLAIM**

The ornamental design for a fruit cutter, as shown and described.

DESCRIPTION

FIG. 1 is a perspective view of a fruit cutter showing our new design.

FIG. 2 is a front view thereof.

FIG. 3 is a rear view thereof.


FIG. 4 is a right side view thereof.

FIG. 5 is a left side view thereof.

FIG. 6 is a top plan view thereof; and,

FIG. 7 is a bottom plan view thereof.

1 Claim, 7 Drawing Sheets






FIG. 1

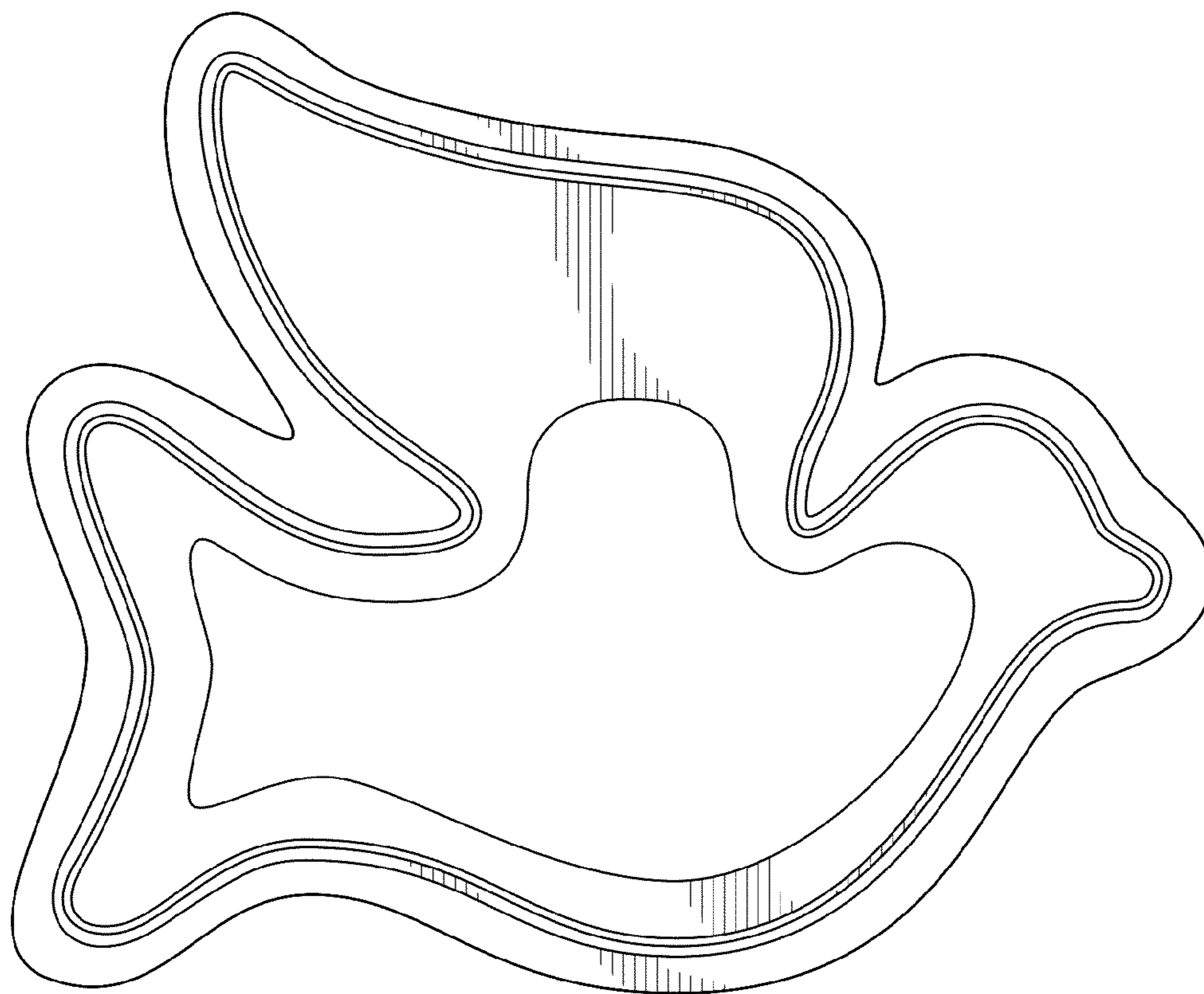


FIG. 2

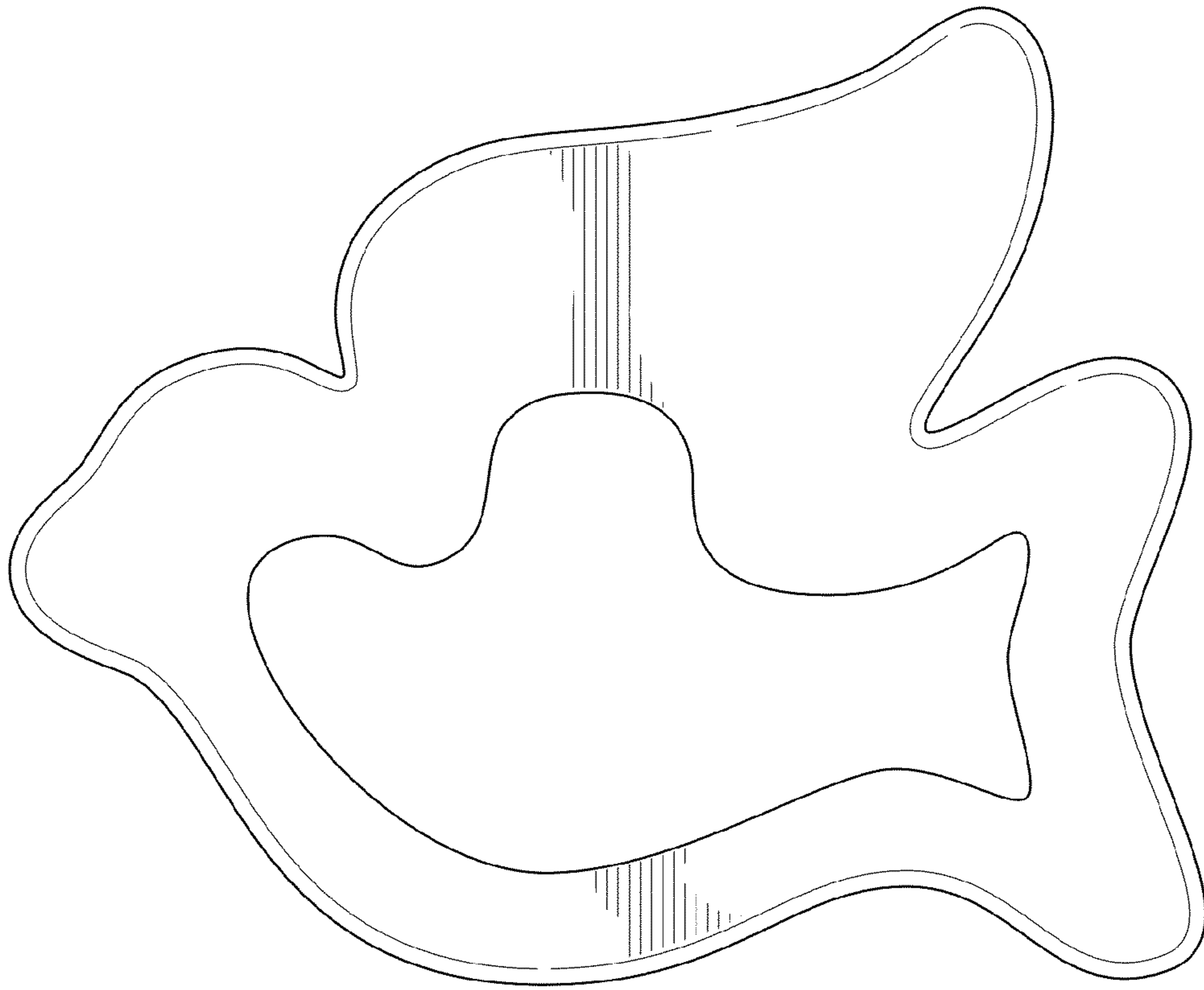


FIG. 3




FIG. 4



FIG. 5




FIG. 6




FIG. 7