



US00D728318S

(12) **United States Design Patent**
Ma et al.

(10) **Patent No.:** **US D728,318 S**

(45) **Date of Patent:** **** May 5, 2015**

(54) **SLEEVE FOR A WATER PITCHER**

(71) Applicant: **Brita LP**, Oakland, CA (US)

(72) Inventors: **Benjamin Ma**, Pleasanton, CA (US);
Brett D. McIntire, Pleasanton, CA (US);
Jessica L. Todd, Pleasanton, CA (US);
Beau Oyler, Oakland, CA (US)

(73) Assignee: **Brita LP**, Oakland, CA (US)

(**) Term: **14 Years**

(21) Appl. No.: **29/447,997**

(22) Filed: **Mar. 8, 2013**

(51) **LOC (10) Cl.** **07-06**

(52) **U.S. Cl.**
USPC **D7/624.2**; D7/317; D7/319; D7/397;
D7/607

(58) **Field of Classification Search**
USPC D7/310, 311, 312, 313, 314, 315, 316,
D7/317, 318, 319, 320, 321, 322, 392, 397,
D7/600, 598, 624.2, 607; D23/207;
210/85, 232; 220/533, 532, 529, 528,
220/552

See application file for complete search history.

(56) **References Cited**

U.S. PATENT DOCUMENTS

D337,236 S *	7/1993	Sambinelli	D7/317
D356,004 S *	3/1995	VanValkenburg et al.	D7/317
D364,990 S *	12/1995	Fonville	D7/317
D382,763 S *	8/1997	Jeppesen et al.	D7/316
D383,351 S *	9/1997	DeMore	D7/319
D389,006 S *	1/1998	Demore et al.	D7/319
D436,790 S *	1/2001	Saltet	D7/319
D445,293 S *	7/2001	Lillelund et al.	D7/319
D449,760 S *	10/2001	Yeh	D7/319
D459,941 S *	7/2002	Miller	D7/392
D493,662 S *	8/2004	Bodum	D7/319
D565,352 S *	4/2008	Williams	D7/510
D575,103 S *	8/2008	Gluck	D7/396.2

D583,612 S *	12/2008	Wu et al.	D7/317
D584,912 S *	1/2009	Green et al.	D7/318
D587,523 S *	3/2009	Moon	D7/396.2
D594,267 S	6/2009	Bodum		
D594,690 S *	6/2009	Bursztein	D7/319
D604,088 S *	11/2009	Bursztein	D7/319
D605,900 S *	12/2009	Bodum	D7/607
D616,703 S *	6/2010	Joy et al.	D7/507
D648,185 S *	11/2011	Sanders	D7/624.2

(Continued)

FOREIGN PATENT DOCUMENTS

EM	002029181-0002 B	4/2012
WO	2010003257 A	1/2010

OTHER PUBLICATIONS

www.brita.com/products/water-pitchers/stainless-steel.*

(Continued)

Primary Examiner — Marianne Pandozzi

Assistant Examiner — Jae Liang

(74) *Attorney, Agent, or Firm* — Stacy H. Combs; Thomas C. Feix

(57) **CLAIM**

The ornamental design for a sleeve for a water pitcher, as shown and described.

DESCRIPTION

FIG. 1 is a front perspective view of a sleeve for a water pitcher showing our new design.

FIG. 2 is a top view thereof;

FIG. 3 is a bottom view thereof;

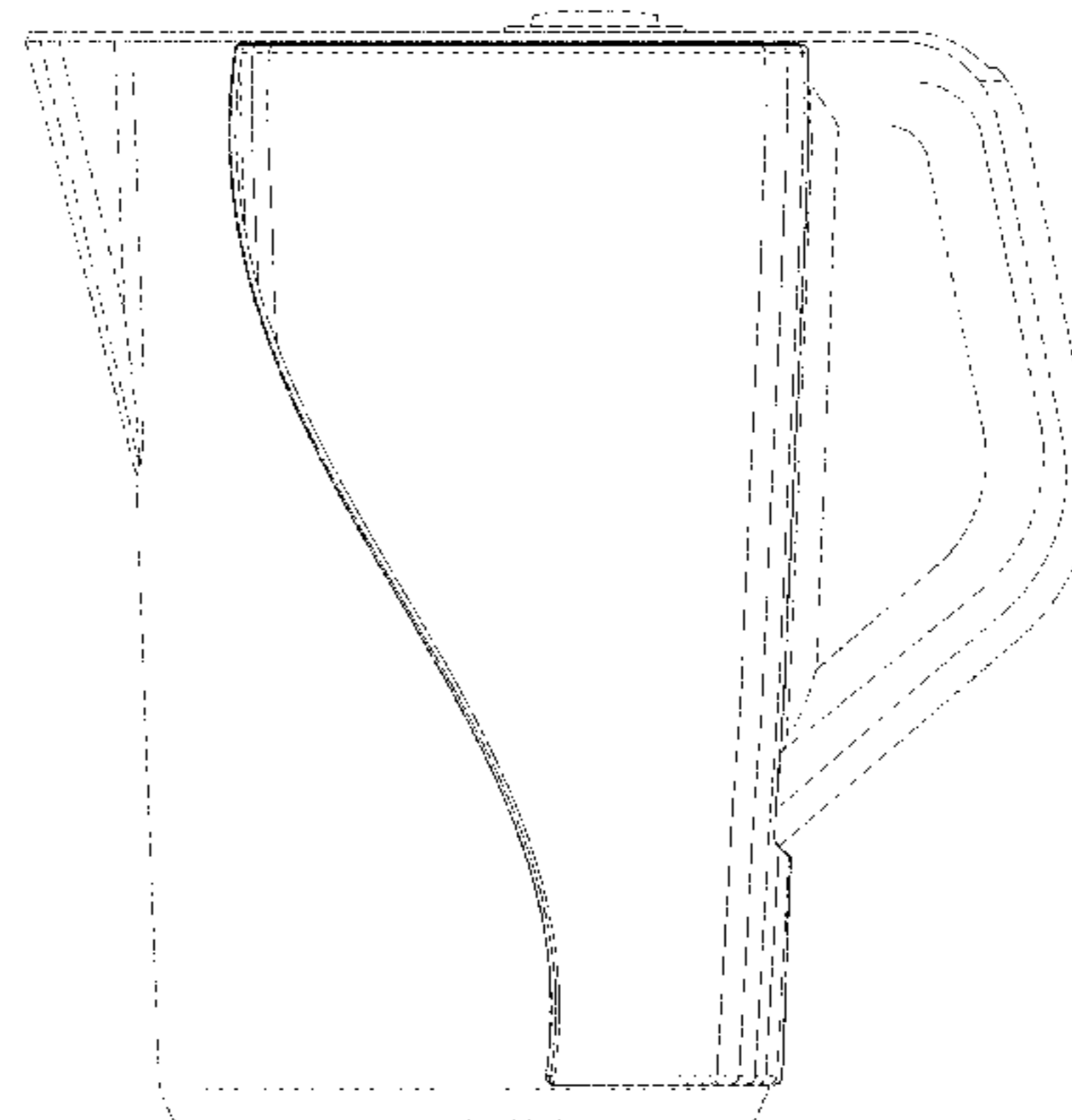
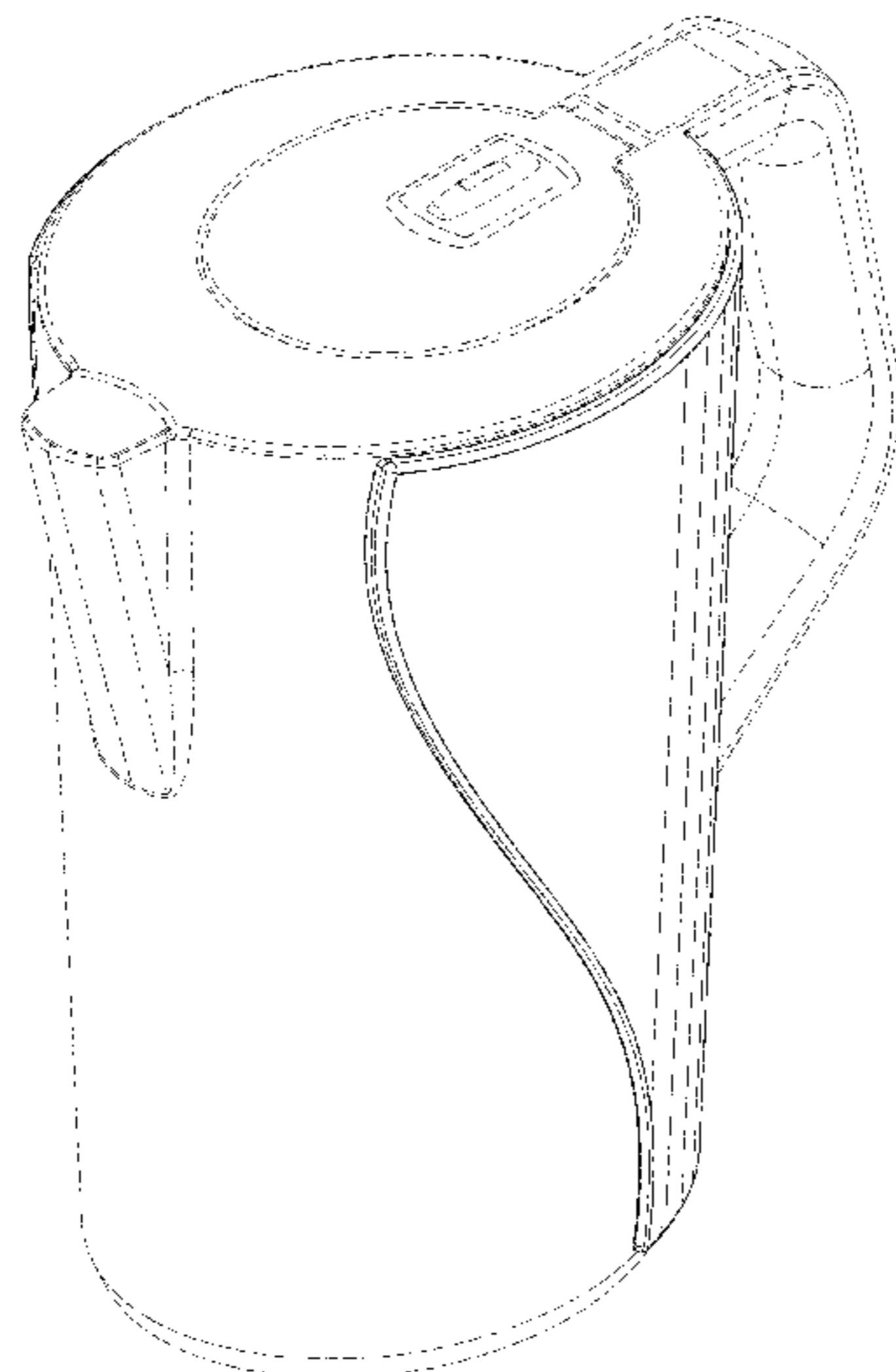
FIG. 4 is a left side view thereof, the right side being a mirror image;

FIG. 5 is a front side view thereof; and,

FIG. 6 is a back side view thereof.

The broken lines showing environmental structure are for illustrative purposes only and form no part of the claimed design.

1 Claim, 5 Drawing Sheets



(56)

References Cited

U.S. PATENT DOCUMENTS

D654,756 S 2/2012 Bodum
D657,202 S * 4/2012 Sanders D7/624.2
D680,789 S * 4/2013 Bell et al. D7/317
D680,791 S * 4/2013 Bell et al. D7/317
D682,043 S * 5/2013 Sanders D7/624.2
D686,041 S * 7/2013 Sanders D7/624.2
D699,502 S * 2/2014 Hoyord et al. D7/319
D707,087 S * 6/2014 Joy D7/624.2
2004/0168957 A1 * 9/2004 Tsataros et al. 210/85

2009/0057257 A1 3/2009 Marcus et al.
2009/0199719 A1 8/2009 Bodum
2009/0283537 A1 * 11/2009 Silverstein et al. 220/737
2011/0146496 A1 6/2011 Bodum
2011/0259846 A1 10/2011 Diegel et al.

OTHER PUBLICATIONS

www.bedbathandbeyond.com/store/product/zerowater-reg-zerowater-8-cup-stainless-steel-pitcher-with-free-tds-meter/3251900.*

* cited by examiner

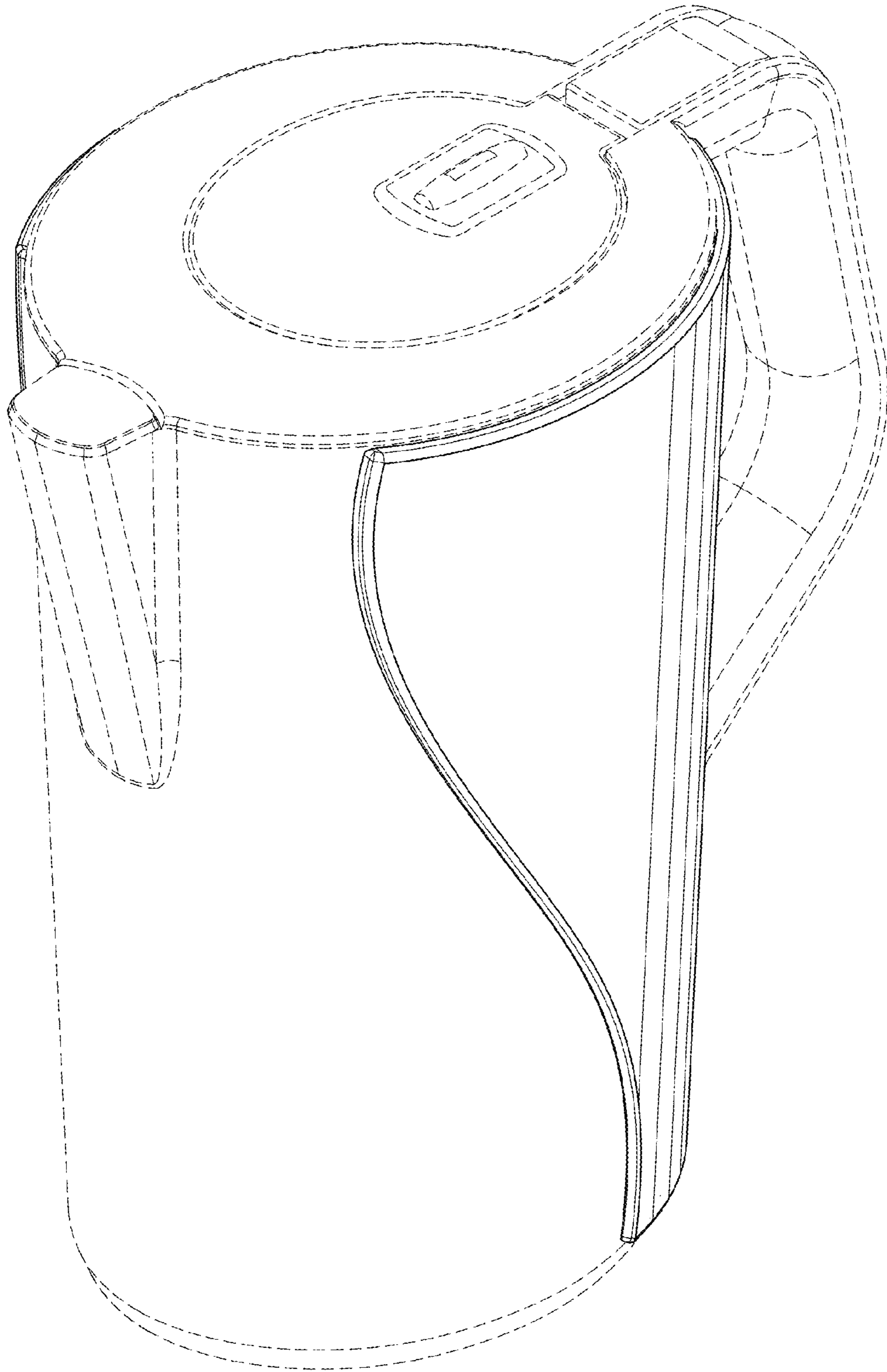


FIG. 1

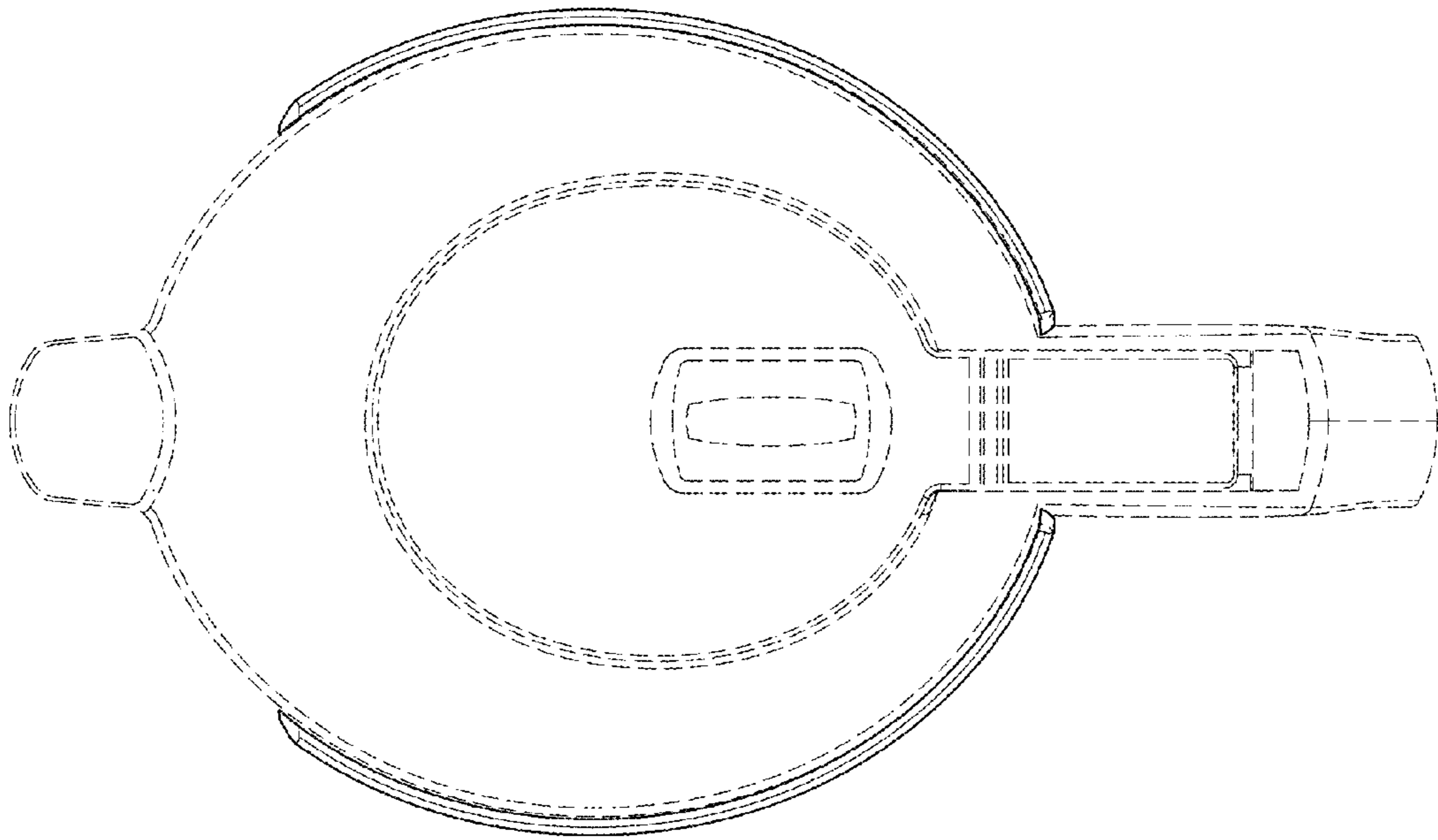


FIG. 2

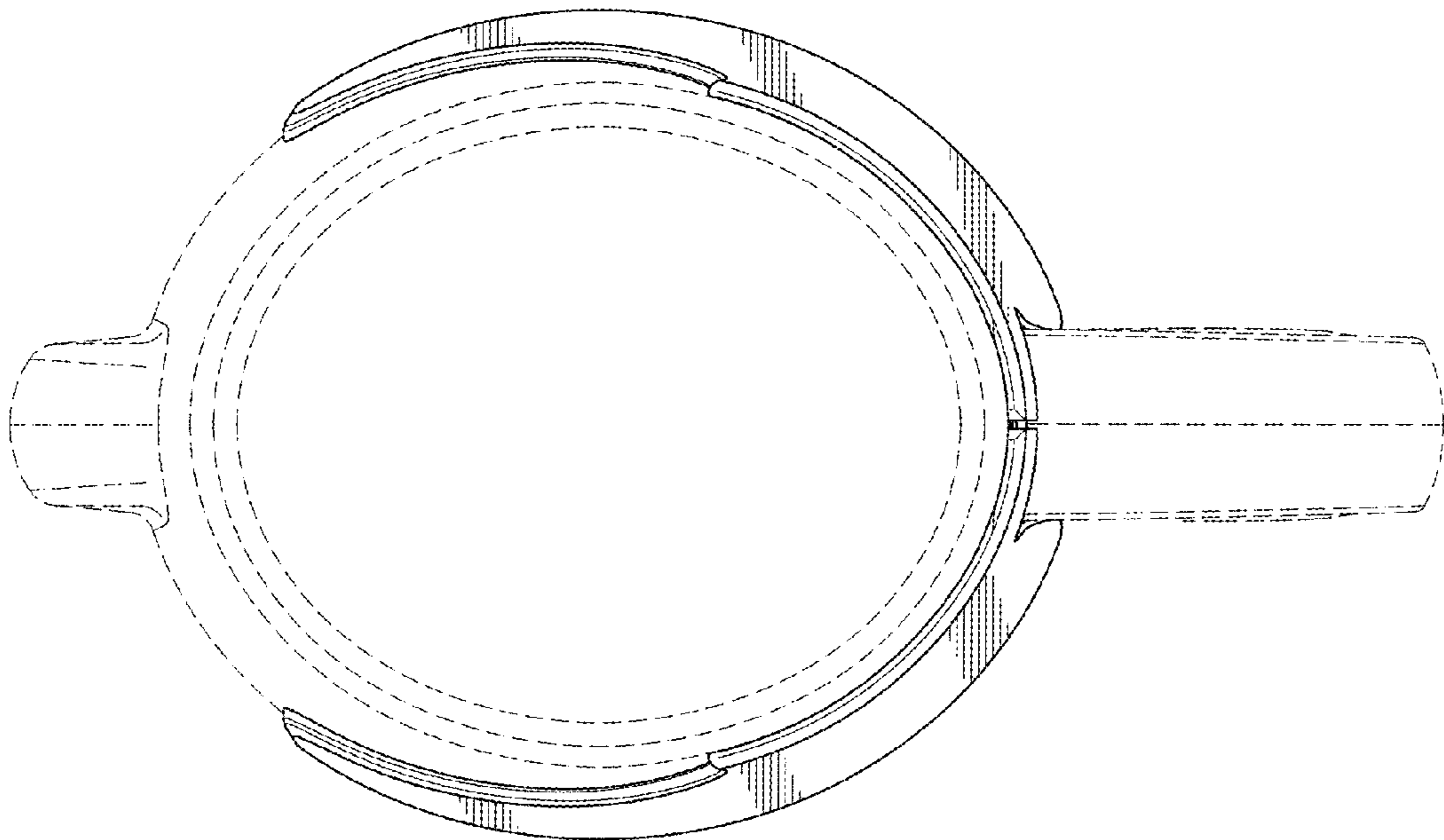


FIG. 3

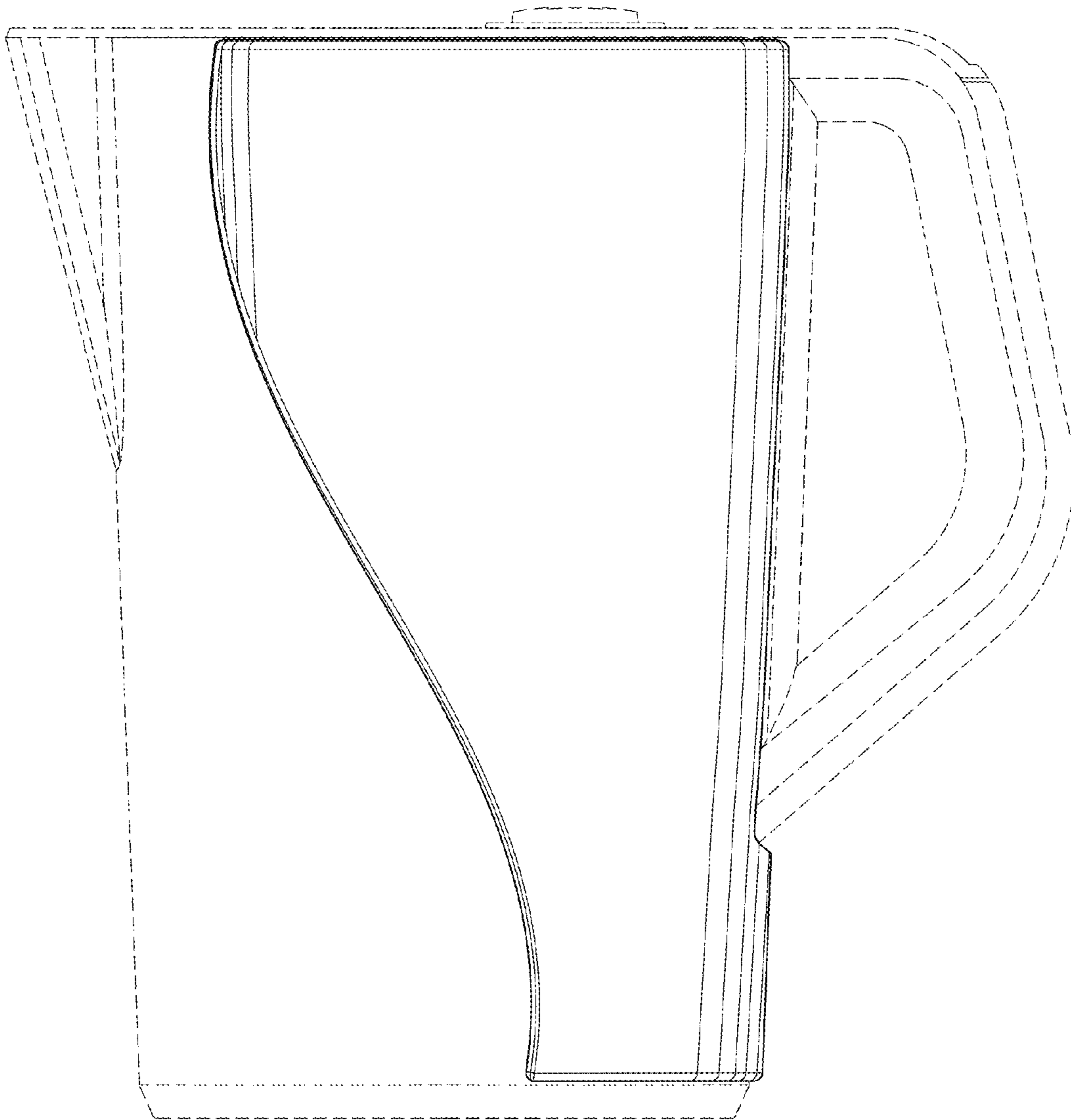


FIG. 4

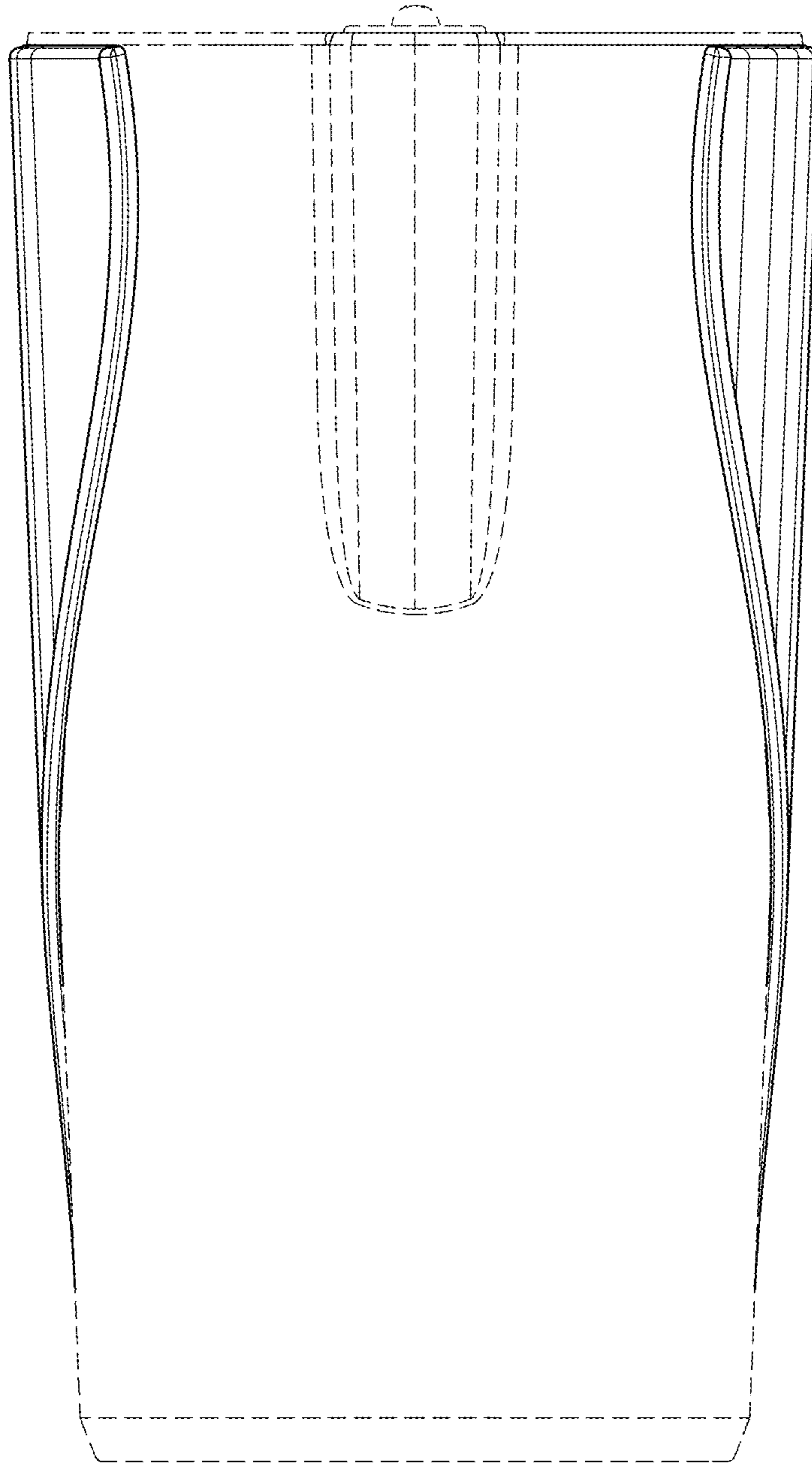


FIG. 5

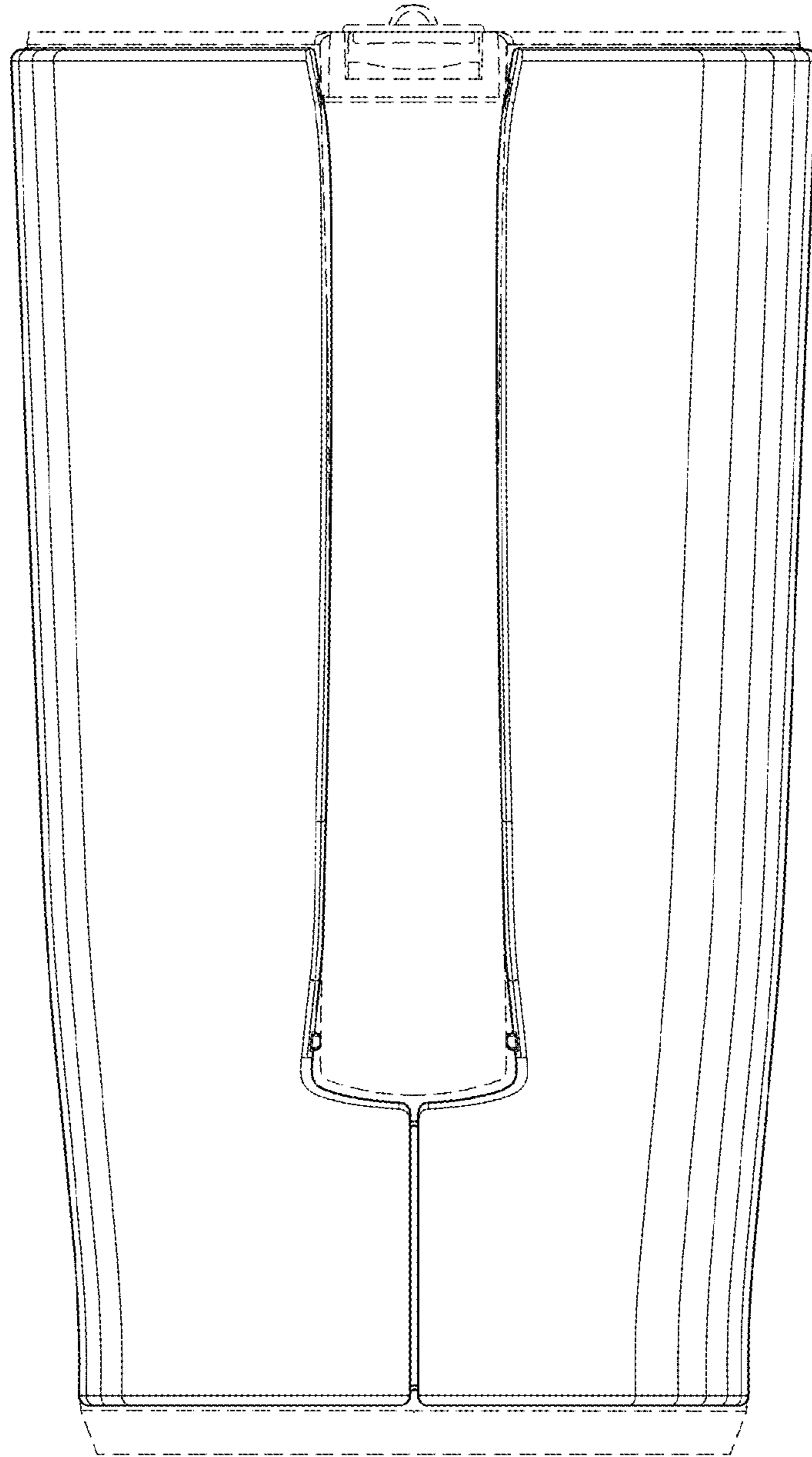


FIG. 6