



US00D728278S

(12) **United States Design Patent**
Rinderer et al.

(10) **Patent No.:** **US D728,278 S**

(45) **Date of Patent:** **** May 5, 2015**

(54) **POINT OF SALE DISPLAY RACK**

(56) **References Cited**

(71) Applicants: **Matthias Rinderer**, Fuschl am See (AT); **Mario Groth**, Fuschl am See (AT); **David Kehoe**, Salzburg (AT); **Juergen Brenneis**, Pinsdorf (AT); **Toby McDell**, Auckland (NZ)

U.S. PATENT DOCUMENTS

D147,969	S	*	11/1947	Glass	D6/662
D162,769	S	*	4/1951	Arnell	D6/662.1
D189,467	S	*	12/1960	Vickers	D6/661
D201,481	S	*	6/1965	Smith	D6/662.1
D239,240	S	*	3/1976	Buday	D6/662.1
D249,610	S	*	9/1978	Burton	D6/661
D249,612	S	*	9/1978	Burton	D6/661
D249,613	S	*	9/1978	Burton	D6/662.1
D249,614	S	*	9/1978	Burton	D6/661
D252,722	S	*	8/1979	Hero et al.	D6/662.1
4,678,246	A	*	7/1987	Ytter	312/114
D334,495	S	*	4/1993	Bustos	D6/660
D419,801	S	*	2/2000	Finkenauer et al.	D6/702
7,318,321	B2	*	1/2008	Grassmuck et al.	312/116
D655,941	S	*	3/2012	Horn et al.	D6/662.1
D661,922	S	*	6/2012	Mitri	D6/657
D664,791	S	*	8/2012	Voron et al.	D6/661

(72) Inventors: **Matthias Rinderer**, Fuschl am See (AT); **Mario Groth**, Fuschl am See (AT); **David Kehoe**, Salzburg (AT); **Juergen Brenneis**, Pinsdorf (AT); **Toby McDell**, Auckland (NZ)

(73) Assignee: **Red Bull GmbH**, Fuschl am See

(**) Term: **14 Years**

* cited by examiner

(21) Appl. No.: **29/458,343**

Primary Examiner — Mimosa De

(22) Filed: **Jun. 18, 2013**

(74) *Attorney, Agent, or Firm* — TechMark a Law Corp.;
Martin R. Greenstein

(30) **Foreign Application Priority Data**

Dec. 18, 2012 (EP) 002155291-0011

Dec. 18, 2012 (EP) 002155291-0012

(51) **LOC (10) Cl.** **06-04**

(52) **U.S. Cl.**
USPC **D6/661**

(58) **Field of Classification Search**
USPC D6/657, 659, 660, 661, 662, 662.1, 663,
D6/664, 675.4, 702; 312/107, 114, 116,
312/117, 138.1, 237, 257.1

See application file for complete search history.

(57) **CLAIM**

The ornamental design for a point of sale display rack, as shown and described.

DESCRIPTION

FIG. 1 is a front view of the point of sale display rack according to the present invention;
FIG. 2 is a top view thereof;
FIG. 3 is a left side view thereof;
FIG. 4 is a right side view thereof; and,
FIG. 5 is a front left side perspective view thereof.
The bottom view forms no part of the claimed design and is omitted.

1 Claim, 5 Drawing Sheets






Fig. 1




Fig. 2




Fig. 3



Fig. 4



Fig. 5