

US00D728274S

(12) **United States Design Patent**
Landon

(10) **Patent No.:** **US D728,274 S**

(45) **Date of Patent:** **** May 5, 2015**

(54) **CONVERTIBLE SHEET**

(71) Applicant: **David P. Landon**, Greensboro, NC (US)

(72) Inventor: **David P. Landon**, Greensboro, NC (US)

(**) Term: **14 Years**

(21) Appl. No.: **29/487,722**

(22) Filed: **Apr. 11, 2014**

(51) **LOC (10) Cl.** **06-13**

(52) **U.S. Cl.**
USPC **D6/602**

(58) **Field of Classification Search**
CPC A47C 27/081; A47G 9/02; A47G 9/04;
A47G 9/08; A47G 9/062
USPC D2/500, 501, 894; D3/216, 274, 303,
D3/205; D6/589, 591, 596, 598, 599, 602,
D6/603, 606, 608, 609, 614, 620;
D21/604, 605, 630; 5/485, 486, 495;
D9/433; 2/207; 229/68.1, 67.4
See application file for complete search history.

(56) **References Cited**

U.S. PATENT DOCUMENTS

D267,696	S *	1/1983	Adams	D6/602
4,573,227	A *	3/1986	Prandina	5/486
5,887,299	A *	3/1999	Phillips	5/413 R
5,897,164	A *	4/1999	Kagan et al.	297/219.12
6,175,964	B1 *	1/2001	Adler	2/207
6,266,821	B1 *	7/2001	Quintana	2/69.5
6,311,347	B1 *	11/2001	Limardi et al.	5/486
6,862,760	B2 *	3/2005	Bradley et al.	5/486
7,100,223	B1 *	9/2006	Anthony	5/486
7,533,427	B2 *	5/2009	Jackson	5/486
D684,797	S *	6/2013	Rohwer	D6/603
8,522,378	B2 *	9/2013	Argento	5/486

D692,237	S *	10/2013	Chang	D3/303
2003/0217411	A1 *	11/2003	Bradley et al.	5/486
2005/0273930	A1 *	12/2005	Phillipps	5/486
2006/0031987	A1 *	2/2006	Stanfield et al.	5/486
2006/0282950	A1 *	12/2006	Shuster et al.	5/486
2008/0313809	A1 *	12/2008	Inman, II	5/486
2009/0199336	A1 *	8/2009	Gentile	5/486
2011/0173750	A1 *	7/2011	Lehmann	5/486
2011/0289686	A1 *	12/2011	Chose	5/497
2011/0314605	A1 *	12/2011	Deguchi	5/501
2012/0246828	A1 *	10/2012	Argento	5/486

OTHER PUBLICATIONS

Three (3) page website printout from Jarde, LLC, business established Feb. 2009, showing a "CoupleCover", two different fabric halves sewn together to form a blanket.

* cited by examiner

Primary Examiner — Karen S Acker

Assistant Examiner — Clare Ann Gannon

(74) *Attorney, Agent, or Firm* — Blake P. Hurt

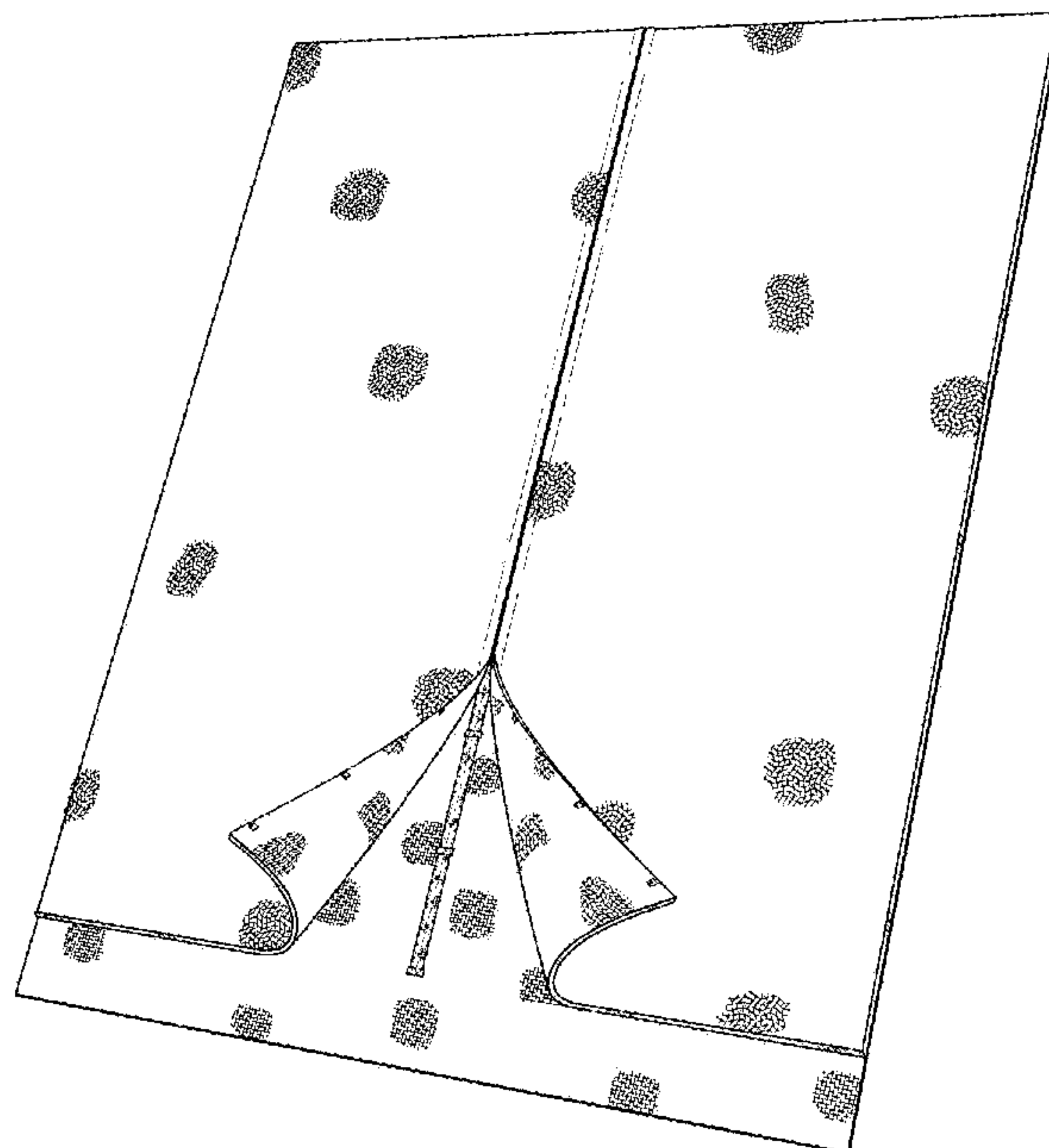
(57) **CLAIM**

The ornamental design for a convertible sheet, as shown and described.

DESCRIPTION

FIG. 1 is a bottom, rear, left side perspective view of a convertible sheet showing my new design;
FIG. 2 is a top plan view thereof;
FIG. 3 is a bottom plan view thereof;
FIG. 4 is a right side elevational view thereof, the left side elevational view being a mirror image thereof;
FIG. 5 is a front elevational view thereof; and,
FIG. 6 is a rear elevational view thereof.

1 Claim, 4 Drawing Sheets



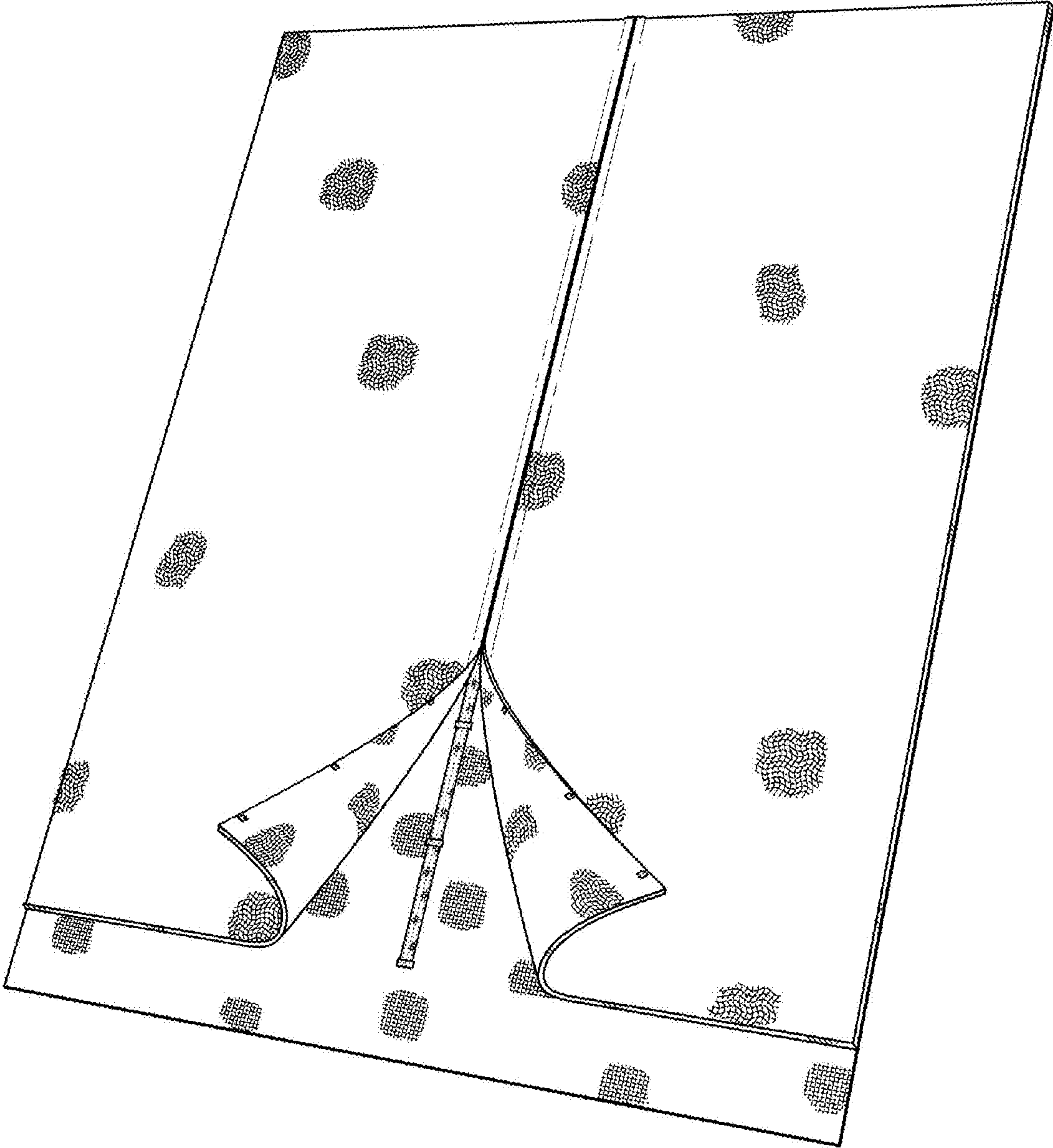


Fig. 1




Fig. 2

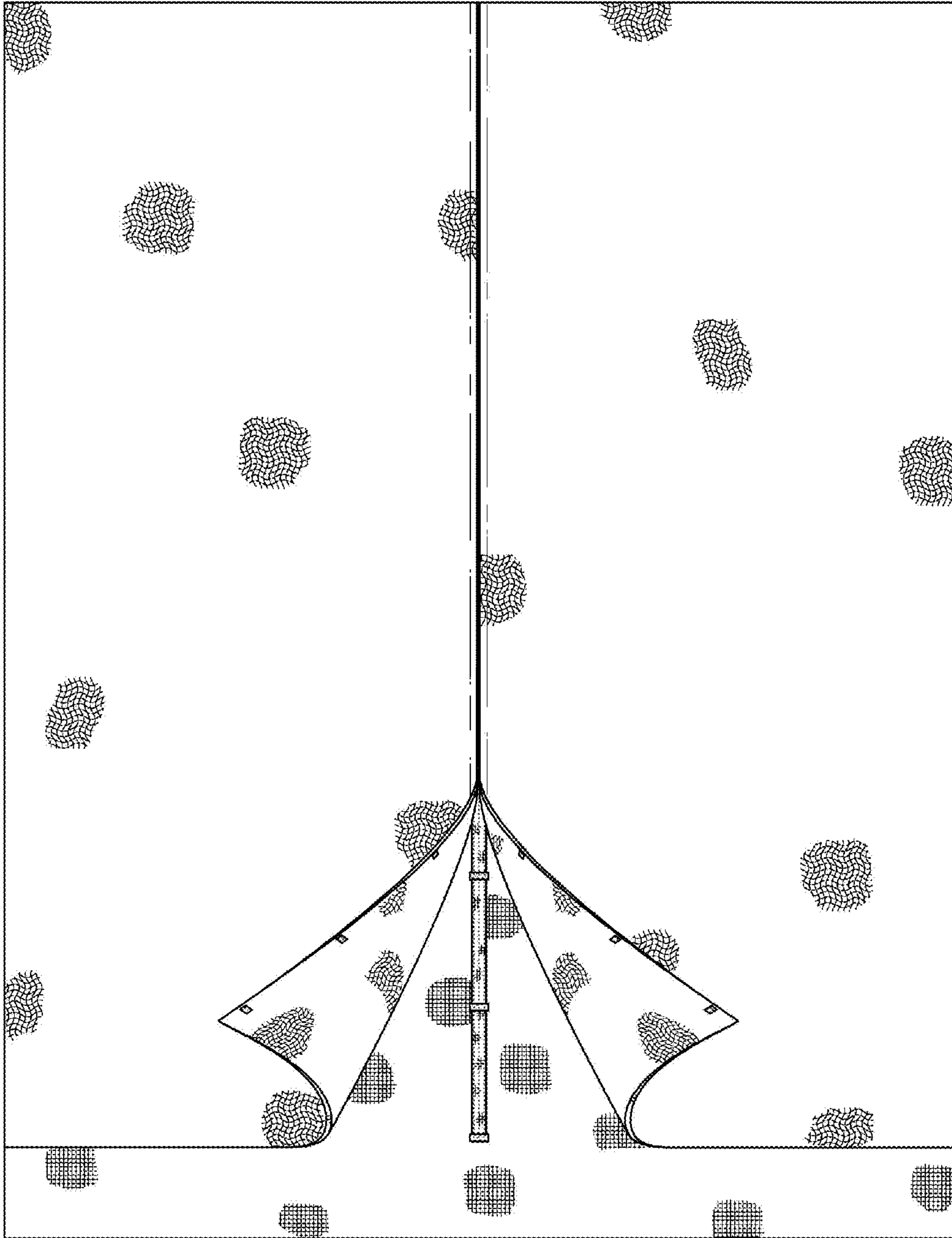


Fig. 3



Fig. 4



Fig. 5



Fig. 6