



US00D728266S

(12) **United States Design Patent**
Cha

(10) **Patent No.:** **US D728,266 S**

(45) **Date of Patent:** **** May 5, 2015**

(54) **BLIND FABRIC**

(71) Applicant: **Daekyeong Triple Co., Ltd.**, Daegu (KR)

(72) Inventor: **Sang-Gun Cha**, Daegu (KR)

(73) Assignee: **Daeyeong Triple Co., Ltd.**, Daegu (KR)

(**) Term: **14 Years**

(21) Appl. No.: **29/481,889**

(22) Filed: **Feb. 11, 2014**

(30) **Foreign Application Priority Data**

Aug. 13, 2013 (KR) 30-2013-0041824

(51) **LOC (10) Cl.** **06-10**

(52) **U.S. Cl.**
USPC **D6/575**

(58) **Field of Classification Search**
CPC E06B 3/30; E06B 9/00; E06B 9/02;
E06B 9/24; E06B 9/262; A47H 1/00; A47H
21/00; A47H 23/00; A47H 23/02; A47H
23/04; A47H 2023/025
USPC D6/575, 576, 577, 578, 579, 580, 581;
160/84.01, 84.02, 84.03, 84.04, 84.05,
160/84.06, 84.07, 84.08, 107, 108, 111,
160/113, 130, 133; D5/1, 2, 3, 4, 7, 41, 46,
D5/47, 48, 49, 50, 51, 52, 53, 54, 56, 58
See application file for complete search history.

(56) **References Cited**

U.S. PATENT DOCUMENTS

2,129,504 A * 9/1938 Prindle 139/420 R
2,627,918 A * 2/1953 Gordon 160/348
3,999,590 A * 12/1976 Koch 160/84.01
D440,093 S * 4/2001 Siegel et al. D6/575

D440,094 S * 4/2001 Shen D6/575
D509,089 S * 9/2005 Titus et al. D6/575
7,624,784 B2 * 12/2009 Anthony et al. 160/120
D636,204 S * 4/2011 Elinson et al. D6/575
8,020,602 B2 * 9/2011 Smith et al. 160/121.1
D651,438 S * 1/2012 Lin D6/575
8,122,931 B2 * 2/2012 Lin 160/84.01
D659,455 S * 5/2012 Marocco D6/575
8,316,911 B2 * 11/2012 Cleaver 160/84.01
D686,433 S * 7/2013 Marocco D6/575
D701,060 S * 3/2014 Strand D6/575
8,905,114 B1 * 12/2014 Whitaker 160/84.01
2004/0079492 A1 * 4/2004 Lin 160/84.01
2008/0173409 A1 * 7/2008 Robertson et al. 160/84.01
2009/0266496 A1 * 10/2009 Dann et al. 160/84.05
2010/0186903 A1 * 7/2010 Liang et al. 160/84.01
2013/0139977 A1 * 6/2013 Ballard et al. 160/133

* cited by examiner

Primary Examiner — Karen S Acker

Assistant Examiner — Wendy Arminio

(57) **CLAIM**

The ornamental design for a blind fabric, as shown and described.

DESCRIPTION

FIG. 1 is a perspective view of a blind fabric showing my new design;
FIG. 2 is a front elevational view thereof, the rear view being a mirror image;
FIG. 3 is a left side elevational view thereof, the right side being a mirror image; and
FIG. 4 is a perspective view of the blind fabric shown extended and in a position of use; and,
FIG. 5 is a perspective view of the blind fabric shown retracted and in a position of use.
The broken lines shown in FIG. 4 and FIG. 5 depict environment that forms no part of the claimed design.

1 Claim, 5 Drawing Sheets




FIG. 1

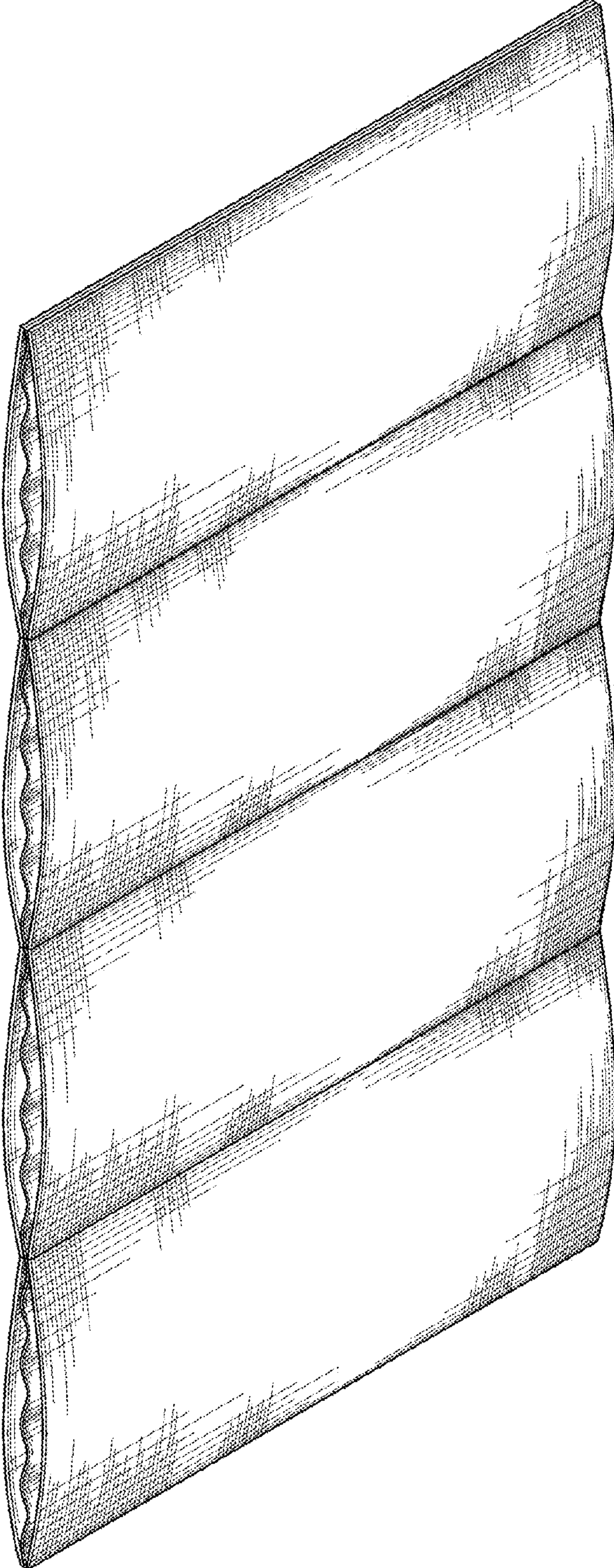


FIG. 2

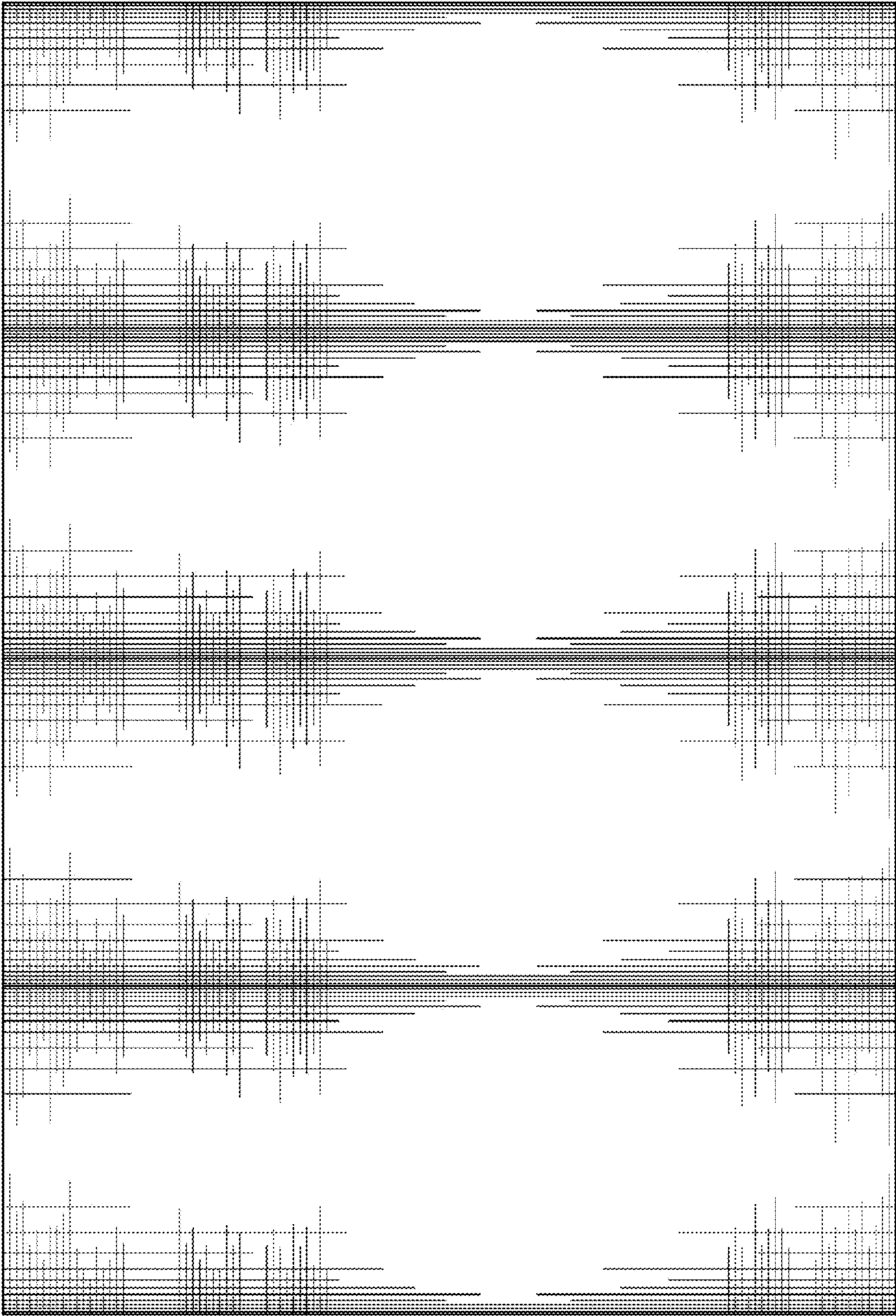


FIG. 3



FIG. 4

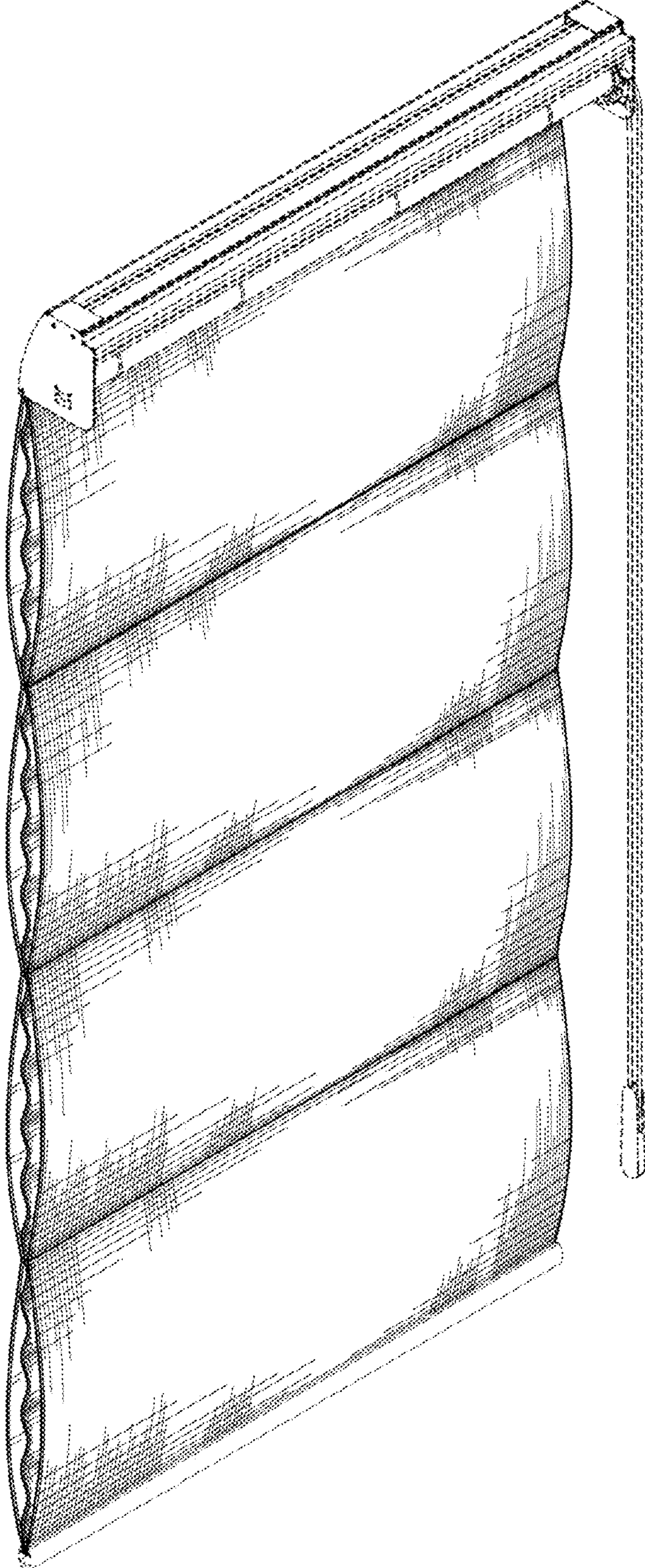


FIG. 5

