



US00D728265S

(12) **United States Design Patent**  
**Wu**

(10) **Patent No.:** **US D728,265 S**

(45) **Date of Patent:** **\*\* May 5, 2015**

- (54) **FABRIC WINDOW COVERING**
- (71) Applicant: **Nien Made Enterprise Co., Ltd.,**  
Taichung (TW)
- (72) Inventor: **Tai-Fung Wu,** Taichung (TW)
- (73) Assignee: **Nien Made Enterprise Co., Ltd.,**  
Taichung (TW)
- (\*\*) Term: **14 Years**
- (21) Appl. No.: **29/475,852**
- (22) Filed: **Dec. 6, 2013**
- (51) **LOC (10) Cl.** ..... **06-10**
- (52) **U.S. Cl.**  
USPC ..... **D6/575**
- (58) **Field of Classification Search**  
CPC ..... E06B 3/285; E06B 9/24; E06B 9/262;  
A47H 2201/01; A47H 23/00  
USPC ..... D6/575, 576, 577, 578, 579, 580, 581;  
D5/1, 2, 4, 7, 11, 19, 23, 47, 48, 51, 54,  
D5/55, 60, 61, 62; 160/84.01, 84.02,  
160/84.03, 84.04, 84.05, 84.06, 84.07,  
160/84.08, 107, 108, 111, 113, 130, 133,  
160/354, 392  
See application file for complete search history.

- D498,105 S \* 11/2004 Tyner ..... D6/575
- D600,057 S \* 9/2009 Cha ..... D6/575
- 7,836,936 B2 \* 11/2010 Graichen ..... 160/89
- D691,391 S 10/2013 Earl et al.
- D691,392 S 10/2013 Earl et al.
- D691,393 S 10/2013 Earl et al.

(Continued)

*Primary Examiner* — Karen S Acker  
*Assistant Examiner* — Wendy Arminio  
(74) *Attorney, Agent, or Firm* — Perkins Coie LLP


(57) **CLAIM**  
The ornamental design for a fabric window covering, as shown and described.

**DESCRIPTION**

FIG. 1 is a front and top perspective view of the fabric window covering shown in an open position;  
FIG. 2 is a back and bottom perspective view of thereof;  
FIG. 3 is a front view of the design of FIG. 1;  
FIG. 4 is a back view thereof;  
FIG. 5 is a right side view thereof. The left side view is a mirror image of the right side;  
FIG. 6 is a top view thereof;  
FIG. 7 is a bottom view thereof;  
FIG. 8 is a front and top perspective view of the fabric window covering of FIG. 1 shown in a closed position;  
FIG. 9 is a back and bottom perspective view thereof;  
FIG. 10 is a front view of FIG. 8;  
FIG. 11 is a back view thereof;  
FIG. 12 is a right side view thereof. The left side view is a mirror image of the right side;  
FIG. 13 is a top view thereof;  
FIG. 14 is a bottom view thereof; and,  
FIG. 15 is an enlarged view of an exemplary part taken from the bottom right of the front vertical fabric shown in FIG. 1. The dark background is provided for contrast only for purpose of illustration and forms no part of the claimed design.

**1 Claim, 15 Drawing Sheets**

- (56) **References Cited**  
U.S. PATENT DOCUMENTS  
D68,885 S \* 12/1925 Ankeny ..... D5/62  
D70,263 S \* 6/1926 Carr ..... D5/7  
D124,660 S \* 1/1941 Wagler ..... D5/54  
D129,111 S \* 8/1941 Young ..... D5/54  
5,664,613 A \* 9/1997 Jelic ..... 160/84.05  
D426,387 S \* 6/2000 Matsumoto ..... D5/47  
D432,313 S \* 10/2000 Matsumoto ..... D5/47  
D456,196 S \* 4/2002 Colson et al. .... D6/575  
D497,276 S \* 10/2004 Tyner ..... D6/575



(56)

**References Cited**

U.S. PATENT DOCUMENTS

D691,394 S 10/2013 Earl et al.  
D691,395 S \* 10/2013 Earl et al. .... D6/575  
D691,396 S \* 10/2013 Earl et al. .... D6/575

D691,486 S \* 10/2013 Earl et al. .... D9/575  
D691,487 S \* 10/2013 Earl et al. .... D9/575  
2004/0084158 A1 \* 5/2004 Colson et al. .... 160/84.05  
2011/0209833 A1 \* 9/2011 Cha ..... 160/84.01

\* cited by examiner




FIG. 1




FIG. 2




FIG. 3




FIG. 4




FIG. 5




FIG. 6






FIG. 7




FIG. 8




FIG. 9




FIG. 10




FIG. 11




FIG. 12




FIG. 13




FIG. 14






FIG. 15