



US00D728253S

(12) **United States Design Patent**
Lievore et al.

(10) **Patent No.:** **US D728,253 S**
(45) **Date of Patent:** **** May 5, 2015**

(54) **CHAIR**

(71) Applicant: **Steelcase Inc.**, Grand Rapids, MI (US)

(72) Inventors: **Alberto Lievore**, Barcelona (ES);
Jeannette Altherr, Sant Cugat del Vallés (ES);
Manel Molina, Barcelona (ES);
Victor Carrasco Berlanga, Valencia (ES);
John Hamilton, San Rafael, CA (US)

(73) Assignee: **Steelcase Inc.**, Grand Rapids, MI (US)

(**) Term: **14 Years**

(21) Appl. No.: **29/492,762**

(22) Filed: **Jun. 3, 2014**

(51) **LOC (10) Cl.** **06-01**

(52) **U.S. Cl.**
USPC **D6/373**

(58) **Field of Classification Search**
CPC A47C 3/04; A47C 4/03; A47C 4/02;
A47C 5/04
USPC D6/334-336, 371, 373, 374, 375, 376,
D6/379, 380, 716, 716.1, 716.4; 297/239,
297/445.1, 446.1, 448.1, 448.2

See application file for complete search history.

(56) **References Cited**

U.S. PATENT DOCUMENTS

3,275,371	A *	9/1966	Rowland	A47C 3/04
3,365,233	A *	1/1968	Uyeda et al.	A47C 3/04
3,695,693	A	10/1972	Acton et al.		
3,697,130	A *	10/1972	Barecki et al.	A47C 3/04
D227,956	S *	7/1973	Sundberg et al.	D6/373
D244,978	S	7/1977	Polsky et al.		
4,062,590	A	12/1977	Polsky et al.		
D246,813	S *	1/1978	Tolleson	D6/373

D262,677	S	1/1982	Rowland		
D269,831	S *	7/1983	Crone	D6/373
D282,417	S	2/1986	Murry		
D295,585	S	5/1988	Mulhauser		
D300,484	S	4/1989	Vignelli et al.		
D333,044	S *	2/1993	Caruso	D6/373
D336,723	S	6/1993	Asbjornsen et al.		
D357,592	S	4/1995	Kellen		
D378,553	S *	3/1997	Newhouse	D6/373
D390,026	S	2/1998	Biecher		
5,746,479	A	5/1998	Bodnar		
D395,557	S	6/1998	Smith		
D414,618	S *	10/1999	Holbrook	D6/373
D417,794	S	12/1999	Schmidt-Bandelow		
D422,424	S	4/2000	Gehry et al.		
D423,805	S *	5/2000	Olson	D6/373
D426,969	S *	6/2000	Lange	D6/373

(Continued)

OTHER PUBLICATIONS

Enea Lottus Product Guide. Downloaded from www.coalesse.com/files/documents/resources/Enea_Lottus_Brochure.pdf, on May 30, 2014. p. 11.

Primary Examiner — Mimosa De

(57) **CLAIM**

We claim the ornamental design for a chair, as shown and described.

DESCRIPTION

FIG. 1 is a front perspective view of a chair, according to an embodiment;

FIG. 2 is a front view of a chair of FIG. 1;

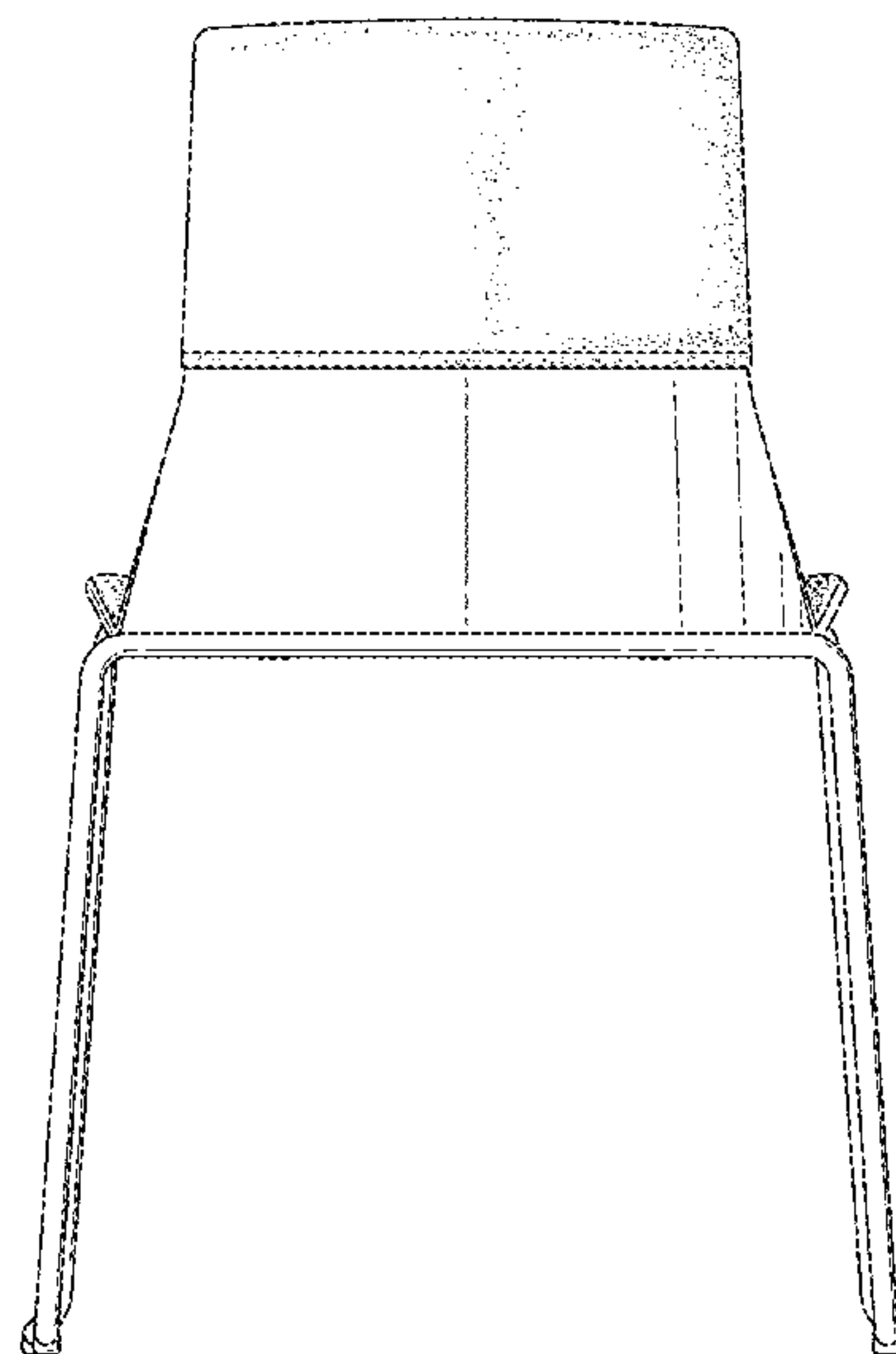
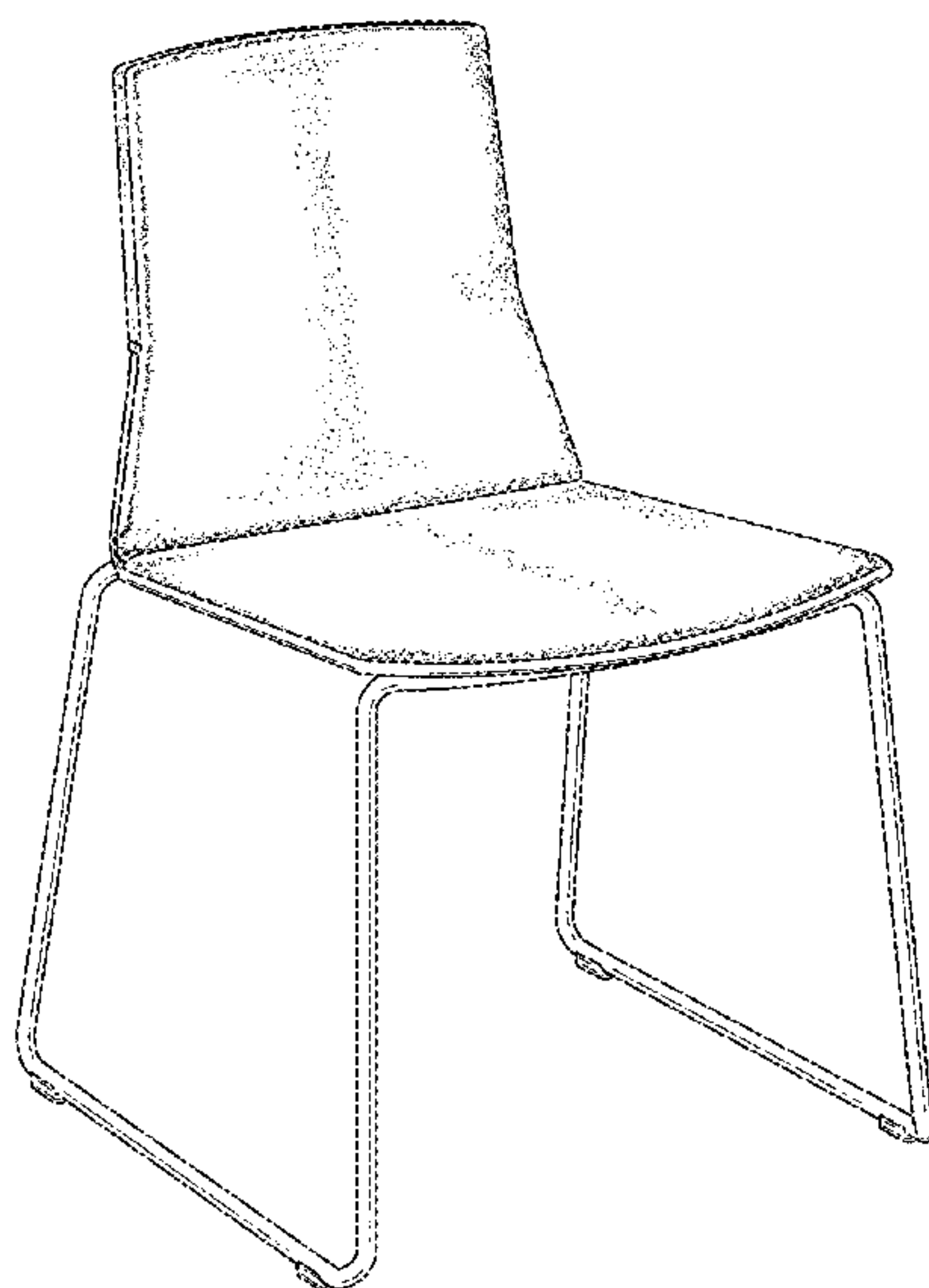
FIG. 3 is a rear view of a chair of FIG. 1;

FIG. 4 is a right side view of a chair of FIG. 1, the left side is a mirror image of the right side view of FIG. 4;

FIG. 5 is a top view of a chair of FIG. 1; and,

FIG. 6 is a bottom view of a chair of FIG. 1.

1 Claim, 6 Drawing Sheets



(56)

References Cited

U.S. PATENT DOCUMENTS

D426,972 S	6/2000	Bellini	D585,657 S	2/2009	Massaud
D426,973 S	6/2000	Risdall	D586,137 S	2/2009	Massaud
D437,139 S	2/2001	Beck	D592,870 S	5/2009	Olano Jauregui
D446,036 S	8/2001	Zemp	D592,873 S	5/2009	Olano Jauregui
D447,643 S	9/2001	Zemp	D596,865 S	7/2009	Bergmann et al.
D465,100 S	11/2002	Savini	D600,035 S	9/2009	Olano Jauregui
D472,066 S	3/2003	Ciabatti	D611,263 S	3/2010	Werner
D498,937 S	11/2004	Messier et al.	D638,231 S	5/2011	Lievore et al.
6,957,860 B1 *	10/2005	Leist et al. A47C 3/04	D645,271 S	9/2011	Olano Jauregui
D518,304 S	4/2006	Crescenti	D648,558 S	11/2011	Lievore et al.
D528,813 S	9/2006	Sienkowski et al.	D648,562 S	11/2011	Lievore et al.
D166,397 S	2/2008	Kornai	D652,657 S	1/2012	Behar et al.
D562,019 S	2/2008	Lievore	D653,061 S	1/2012	Behar et al.
D564,248 S	3/2008	Molina et al.	D655,099 S	3/2012	Werner
D564,770 S	3/2008	Molina et al.	D655,527 S	3/2012	Pillet
D564,772 S	3/2008	Molina et al.	D656,754 S	4/2012	Starck
D565,318 S	4/2008	Molina et al.	D657,151 S	4/2012	Lievore et al.
D571,117 S	6/2008	Molina et al.	D657,166 S	4/2012	Behar et al.
D573,363 S	7/2008	Pillet	D657,581 S	4/2012	Lievore et al.
D573,806 S	7/2008	Pillet	D657,968 S	4/2012	Thorfinnson et al.
D581,686 S	12/2008	Miller et al.	D666,015 S	8/2012	Morrison
D584,521 S	1/2009	Massaud	D666,428 S	9/2012	Morrison
D585,207 S	1/2009	Bauchet	D669,699 S	10/2012	Stierli
			D669,700 S	10/2012	Buratti et al.
			D684,782 S	6/2013	Adams
			D697,736 S	1/2014	Schweikarth et al.

* cited by examiner

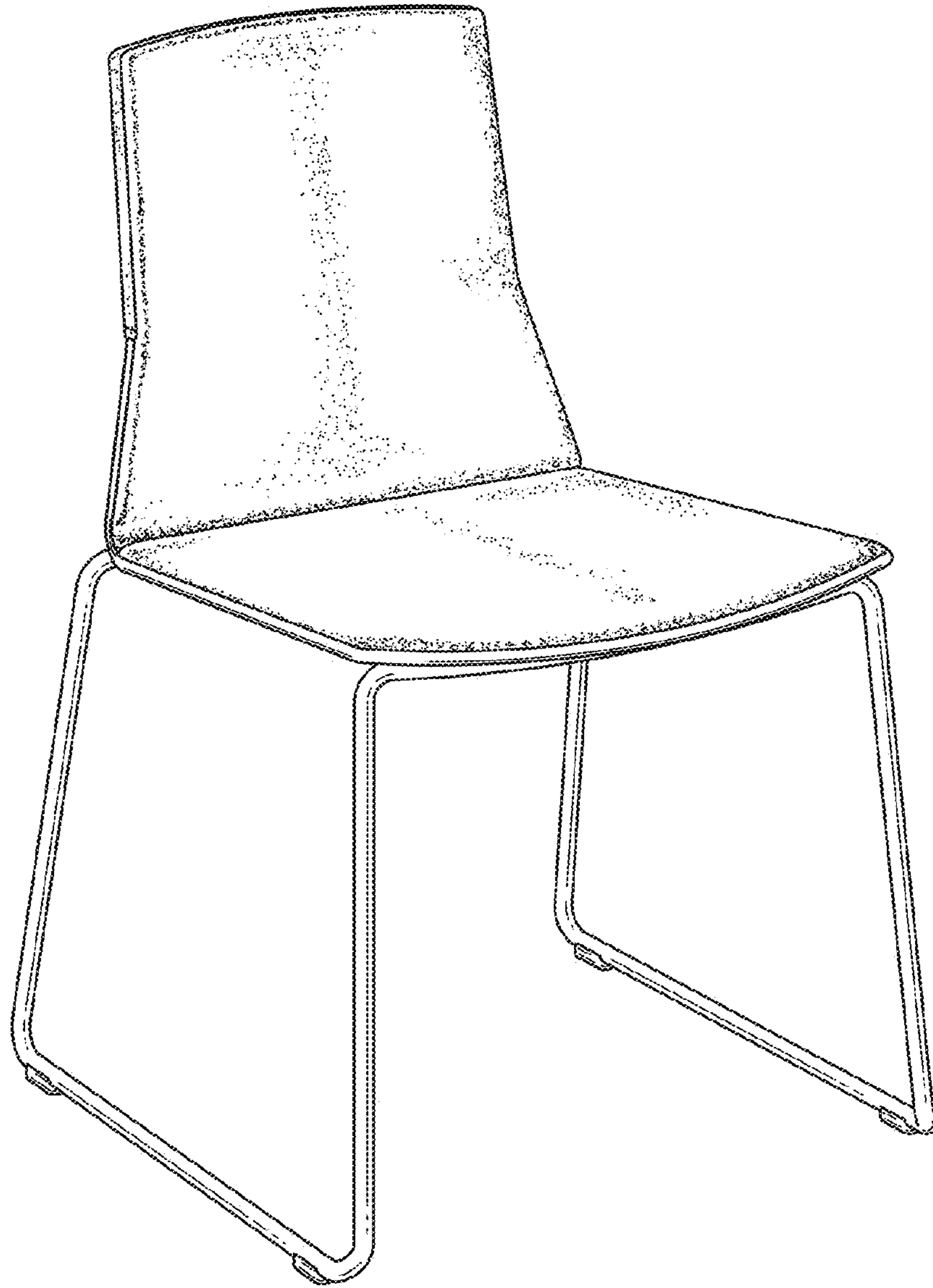


FIG. 1




FIG. 2

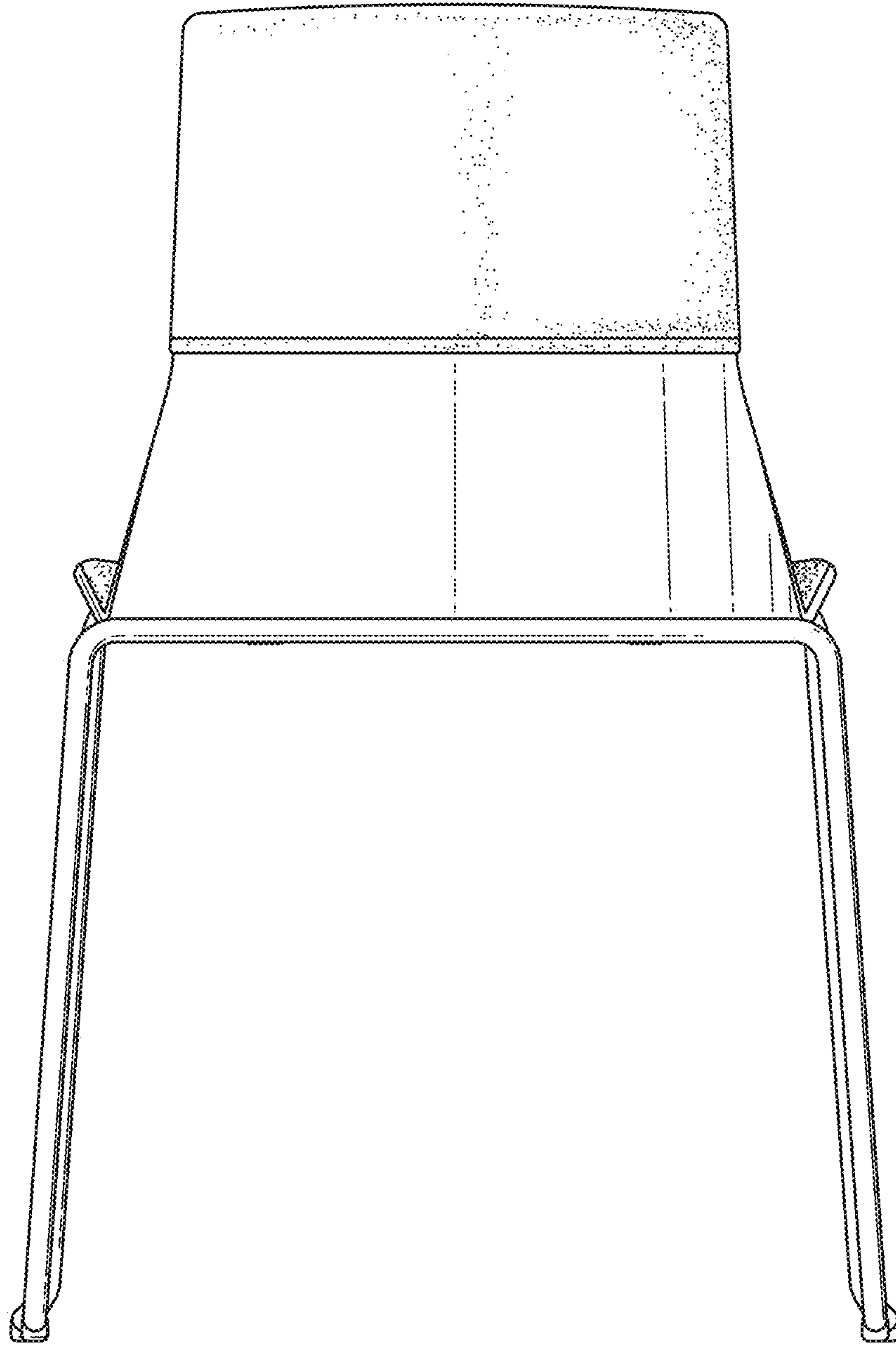


FIG. 3

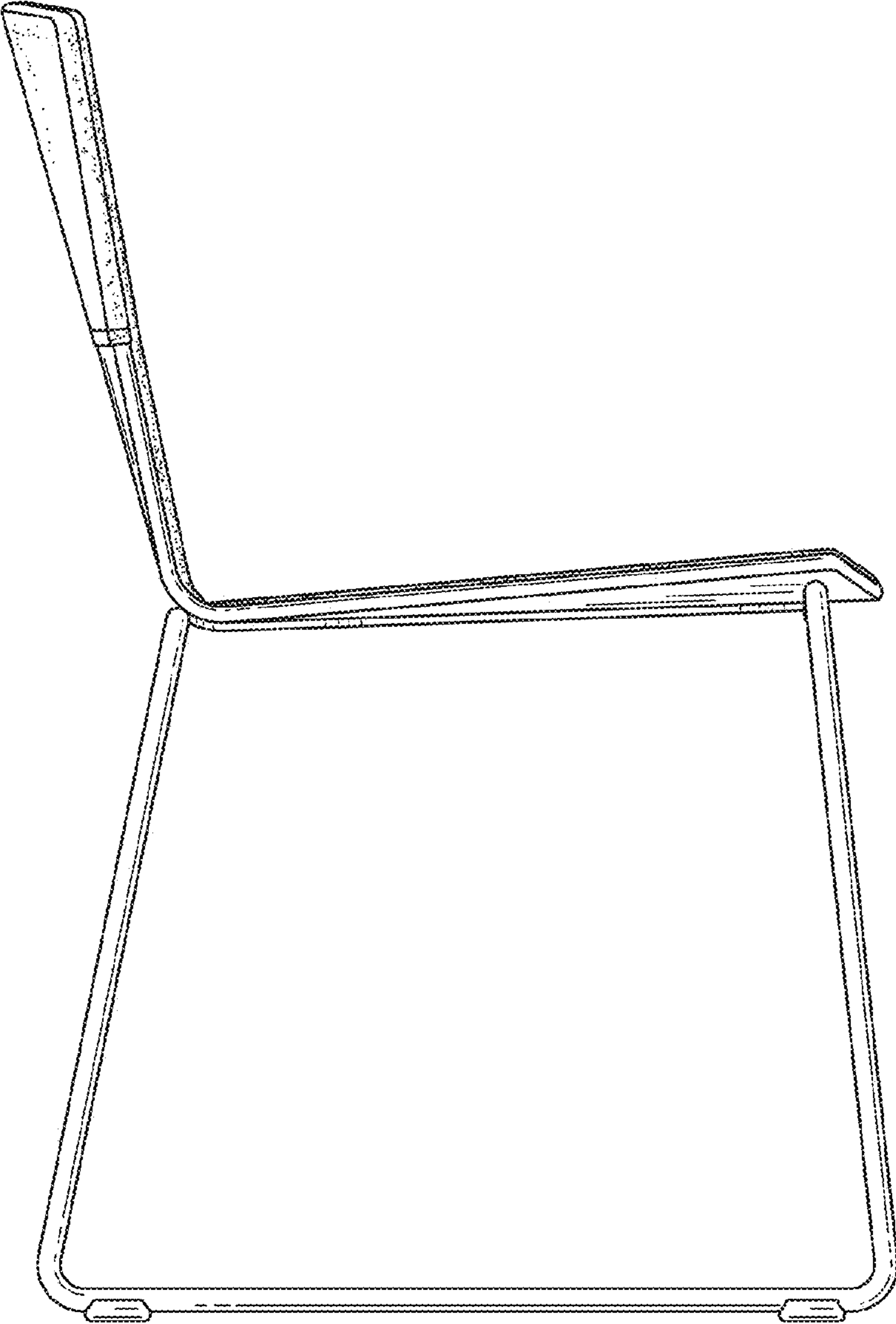


FIG. 4

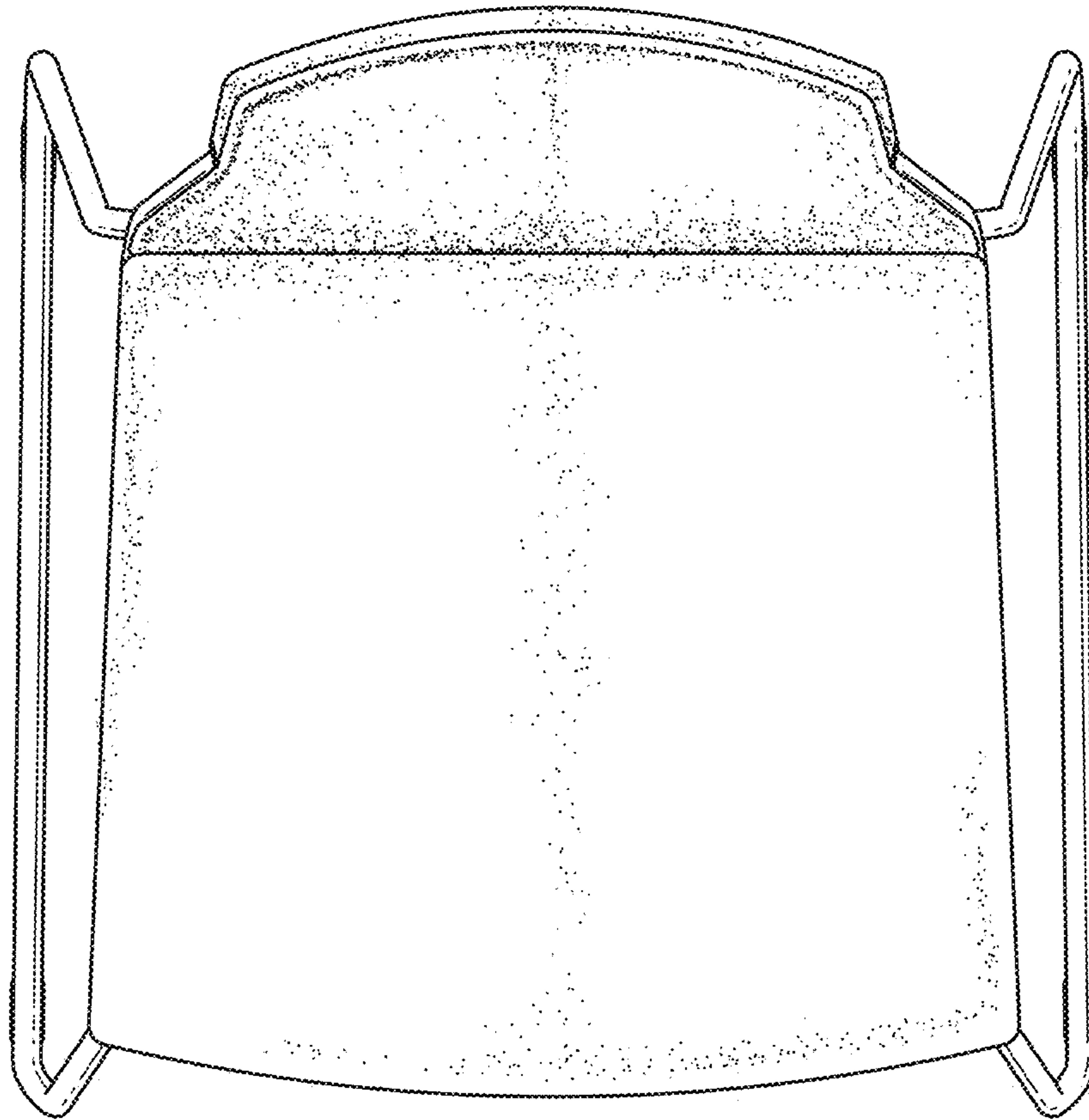


FIG. 5

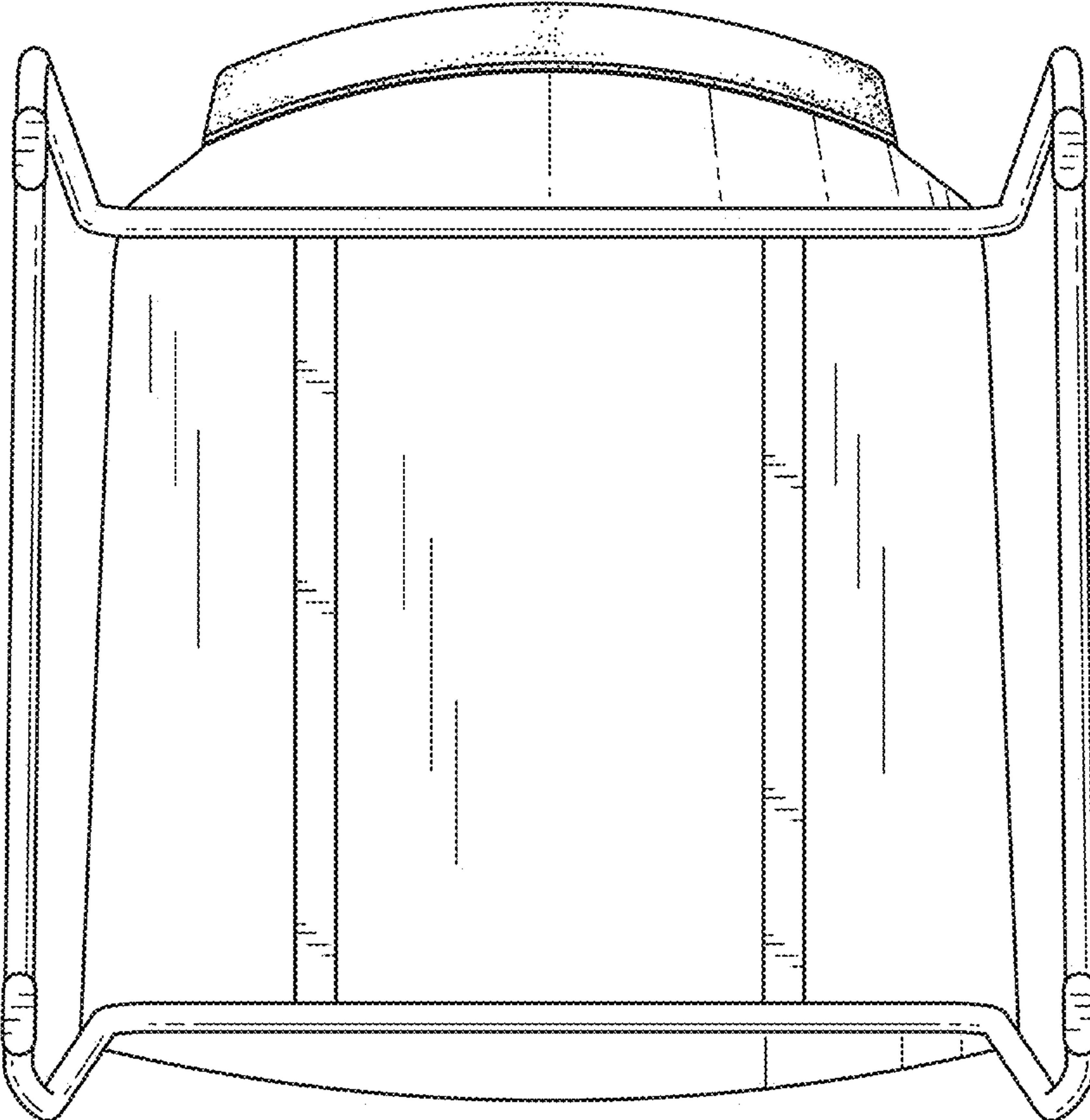


FIG. 6