



US00D728244S

(12) **United States Design Patent**  
**Saavedra**

(10) **Patent No.:** **US D728,244 S**

(45) **Date of Patent:** **\*\* May 5, 2015**

(54) **WALL COVERING**

(71) Applicant: **John A. Saavedra**, Irmo, SC (US)

(72) Inventor: **John A. Saavedra**, Irmo, SC (US)

(\*\*) Term: **14 Years**

(21) Appl. No.: **29/439,150**

(22) Filed: **Dec. 7, 2012**

(51) **LOC (10) Cl.** ..... **05-06**

(52) **U.S. Cl.**

USPC ..... **D5/60**

(58) **Field of Classification Search**

USPC ..... D5/4, 6, 8, 11, 16, 19, 43, 44, 46, 47,  
D5/48, 53, 56, 57, 60-64, 66, 99; D6/602,  
D6/612, 613, 617; D19/1, 5; D25/138;  
2/900; 15/208; 28/143, 150, 160, 163;  
112/401, 416, 439; 428/15, 32, 66.5,  
428/85, 91, 151, 152, 153, 187, 190, 542.2,  
428/542.6; 442/408

See application file for complete search history.

(56) **References Cited**

**U.S. PATENT DOCUMENTS**

449,675	A *	4/1891	Hake	428/187
1,724,339	A *	8/1929	Carter	2/83
1,999,338	A *	4/1935	Meriguet	2/169
D138,302	S *	7/1944	Walther	D5/99
D140,970	S *	4/1945	Walther	D5/60
D181,148	S *	10/1957	Huffman	D5/53
3,906,132	A *	9/1975	Uhl	428/152
D389,248	S *	1/1998	Dalland	D25/56
D415,237	S *	10/1999	Dalland	D21/837
D423,070	S *	4/2000	Dalland	D21/837
6,783,831	B2 *	8/2004	Cho	428/43
D576,315	S *	9/2008	Mock et al.	D25/138
D578,775	S *	10/2008	Harkenrider	D5/60
D629,214	S *	12/2010	Steehan et al.	D5/58
D635,371	S *	4/2011	Schilling et al.	D5/60
D638,144	S *	5/2011	Canales et al.	D25/138

D650,154	S *	12/2011	Saavedra	D2/840
D653,359	S *	1/2012	Martin et al.	D25/138
D656,741	S *	4/2012	Snyder	D5/60
D672,703	S	12/2012	Saavedra	
D691,551	S *	10/2013	Saavedra	D12/415
D691,552	S *	10/2013	Saavedra	D12/415
2005/0136778	A1 *	6/2005	Thomaschefskey et al.	442/408
2009/0098339	A1 *	4/2009	Marceau	428/151
2013/0068088	A1 *	3/2013	Carbajal et al.	89/36.02

\* cited by examiner

*Primary Examiner* — Karen S Acker

(74) *Attorney, Agent, or Firm* — Dority & Manning, P.A.

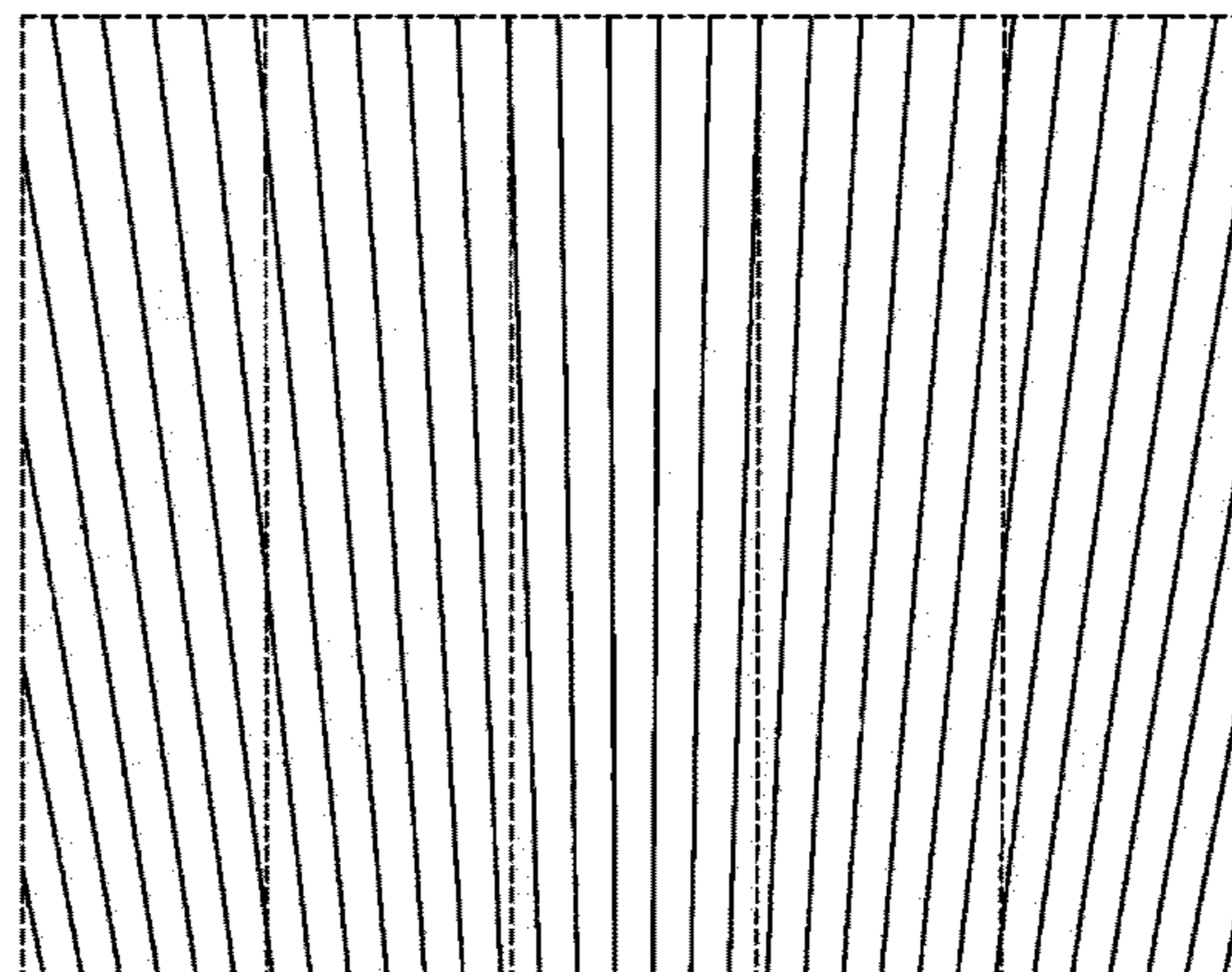
(57) **CLAIM**

I claim the ornamental design for a wall covering, as shown and described.

**DESCRIPTION**

FIG. 1 is a front view of a wall covering according to the present design;  
FIG. 2 is a back view thereof;  
FIG. 3 is a left side view thereof;  
FIG. 4 is a right side view thereof;  
FIG. 5 is a top view thereof;  
FIG. 6 is a bottom view thereof; and,  
FIG. 7 is a perspective view thereof shown in a position of use.  
The broken line perimeter surrounding the design in FIGS. 1-7 depicts the boundaries of the claim and forms no part thereof. The broken lines extending perpendicularly across the front and back surfaces in FIGS. 1, 2 and 7 depict the boundaries of the five inner panels of the design and form no part thereof. In FIG. 7, the broken line surrounding the plane on the left of the design depicts the boundary of environmental subject matter that forms no part of the claimed design. The door and door frame drawn in broken line within this plane are environmental subject matter that forms no part of the claimed design. All broken lines in the drawings are not claimed.

**1 Claim, 4 Drawing Sheets**



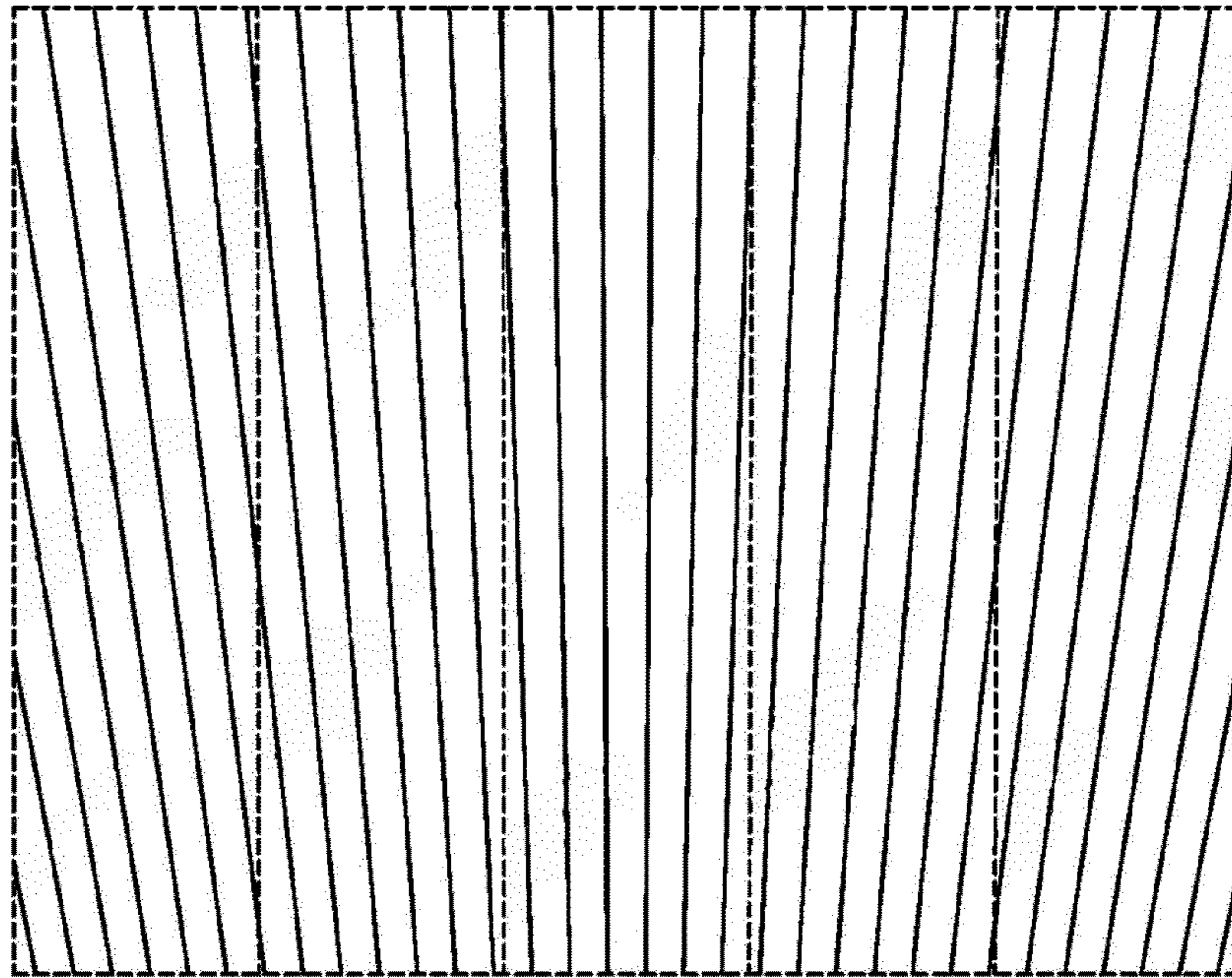


FIG. 1




FIG. 2



FIG. 3



FIG. 4



FIG. 5



FIG. 6



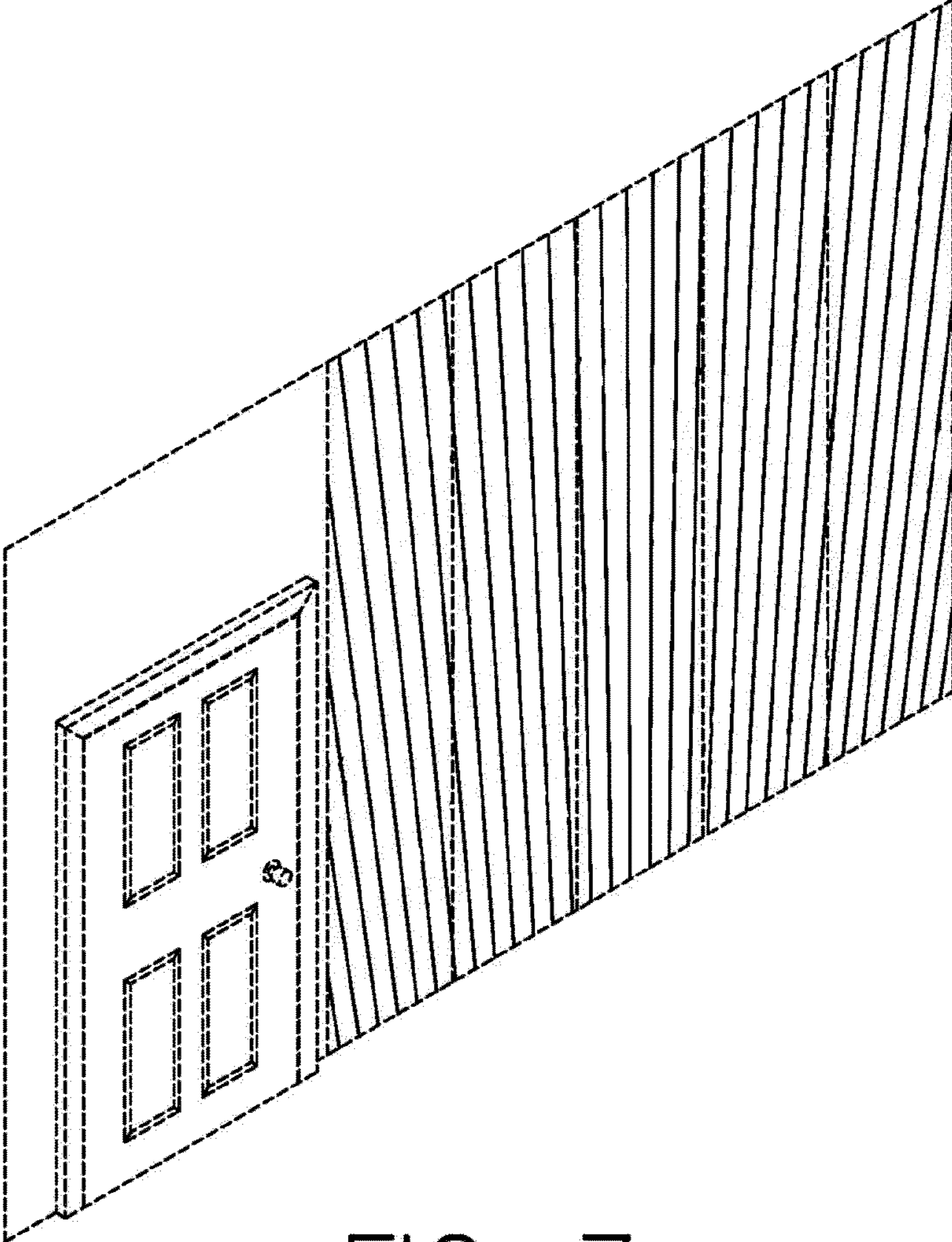


FIG. 7