



US00D728238S

(12) **United States Design Patent**
Perez-Segarra

(10) **Patent No.:** **US D728,238 S**
(45) **Date of Patent:** **** May 5, 2015**

- (54) **BASKET**
 - (71) Applicant: **Juan Roberto Perez-Segarra**, San Juan, PR (US)
 - (72) Inventor: **Juan Roberto Perez-Segarra**, San Juan, PR (US)
 - (**) Term: **14 Years**
 - (21) Appl. No.: **29/465,490**
 - (22) Filed: **Aug. 28, 2013**
 - (51) **LOC (10) Cl.** **03-01**
 - (52) **U.S. Cl.**
USPC **D3/308**
 - (58) **Field of Classification Search**
USPC D3/304, 306–309, 315–316;
D7/601–603, 608, 709; D9/429–430;
D32/37, 53; 217/122, 125; 220/669,
220/659
- See application file for complete search history.

- D493,929 S * 8/2004 Schwarz D32/53
- D516,815 S * 3/2006 Peller et al. D3/306
- D536,172 S * 2/2007 Baez D3/309
- D590,561 S * 4/2009 Baltz D32/53
- D597,382 S * 8/2009 Bognar D7/624.2
- D602,694 S * 10/2009 Alvarez D3/315
- D604,047 S * 11/2009 Williams D3/310
- D608,066 S * 1/2010 Pearl et al. D32/53
- D614,804 S * 4/2010 Davis D27/102
- D639,612 S * 6/2011 Huang et al. D7/608
- D648,537 S * 11/2011 Kostner D3/315
- D649,220 S * 11/2011 Vreeland D23/209
- D655,914 S 3/2012 Perez
- D655,915 S 3/2012 Perez-Segarra
- D657,164 S * 4/2012 Grimaldi D6/491
- D662,321 S 6/2012 Perez-Segarra
- D662,322 S 6/2012 Perez-Segarra
- D667,632 S * 9/2012 Goodman et al. D3/306
- D680,330 S * 4/2013 Peterka D3/308
- D702,441 S * 4/2014 Perez-Segarra D3/308
- D712,149 S * 9/2014 Perez-Segarra D3/309

* cited by examiner

Primary Examiner — Kelley Donnelly
(74) *Attorney, Agent, or Firm* — Hoglund & Pamas, P.S.C.; Roberto J. Rios

(56) **References Cited**
U.S. PATENT DOCUMENTS

- D312,157 S * 11/1990 Sjolander D32/53
- 5,174,447 A * 12/1992 Fleming 206/373
- D381,514 S * 7/1997 Wood D3/306
- D386,860 S * 11/1997 Breen D32/53
- D391,077 S * 2/1998 Lacy et al. D3/306
- D396,912 S * 8/1998 Maire et al. D32/53
- D398,663 S * 9/1998 Freeland D21/532
- 5,848,701 A * 12/1998 Riccabona 206/702
- D417,326 S * 11/1999 Greene D32/53
- D448,530 S * 9/2001 Johnson D30/129
- D451,280 S * 12/2001 Snell D3/309
- D451,648 S * 12/2001 Johnson D30/129
- D459,582 S * 7/2002 Lacy et al. D3/307

(57) **CLAIM**
The ornamental design for a basket, as shown and described.

DESCRIPTION

FIG. 1 is a side perspective view of a basket.
FIG. 2 is a side view of the basket of FIG. 1.
FIG. 3 is a bottom view of the basket of FIG. 1; and,
FIG. 4 is a top view of the basket of FIG. 1.
The broken lines are for the purpose of illustrating the environment of the design only and form no part of the claimed design.

1 Claim, 2 Drawing Sheets

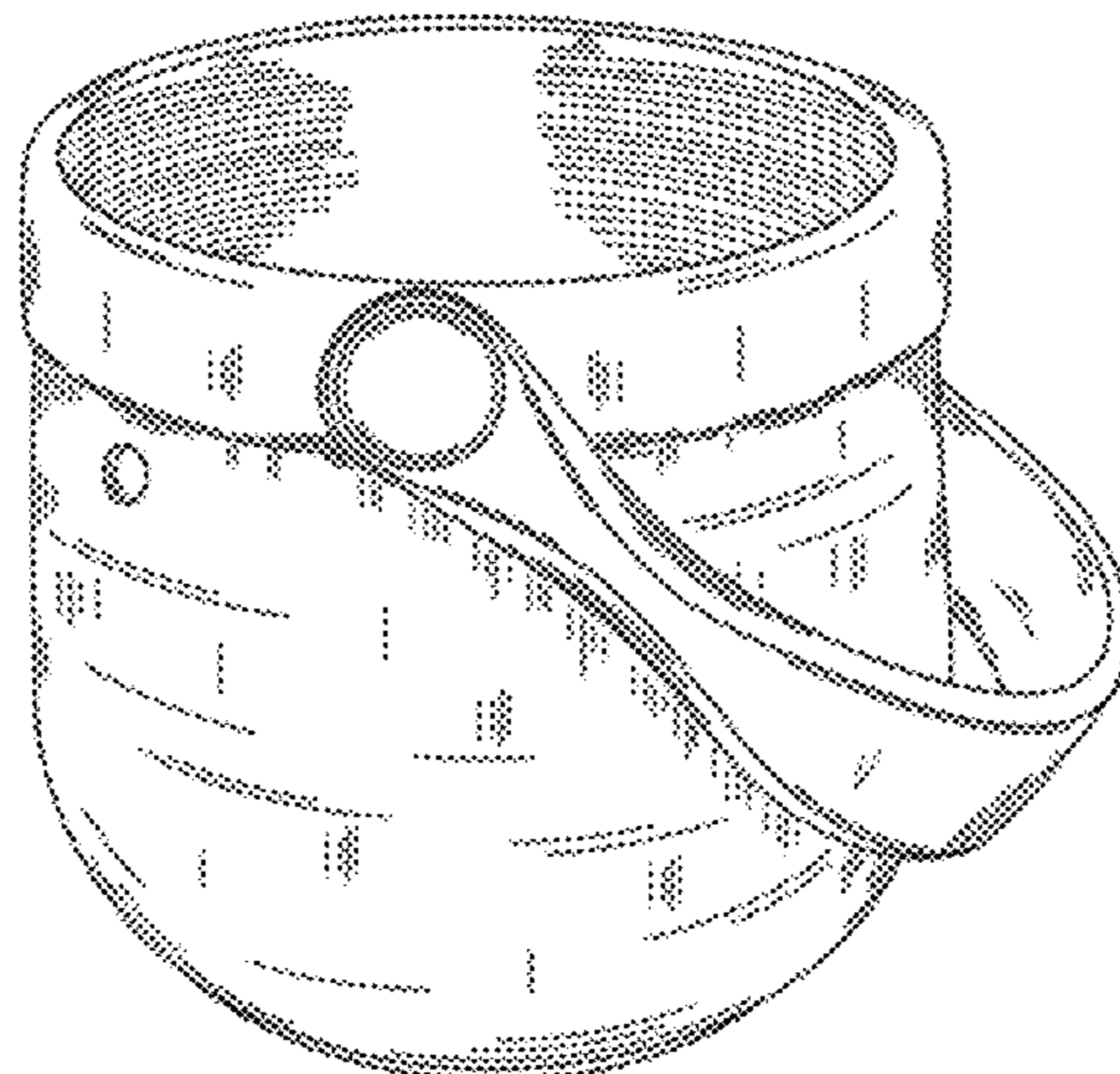


FIG. 1

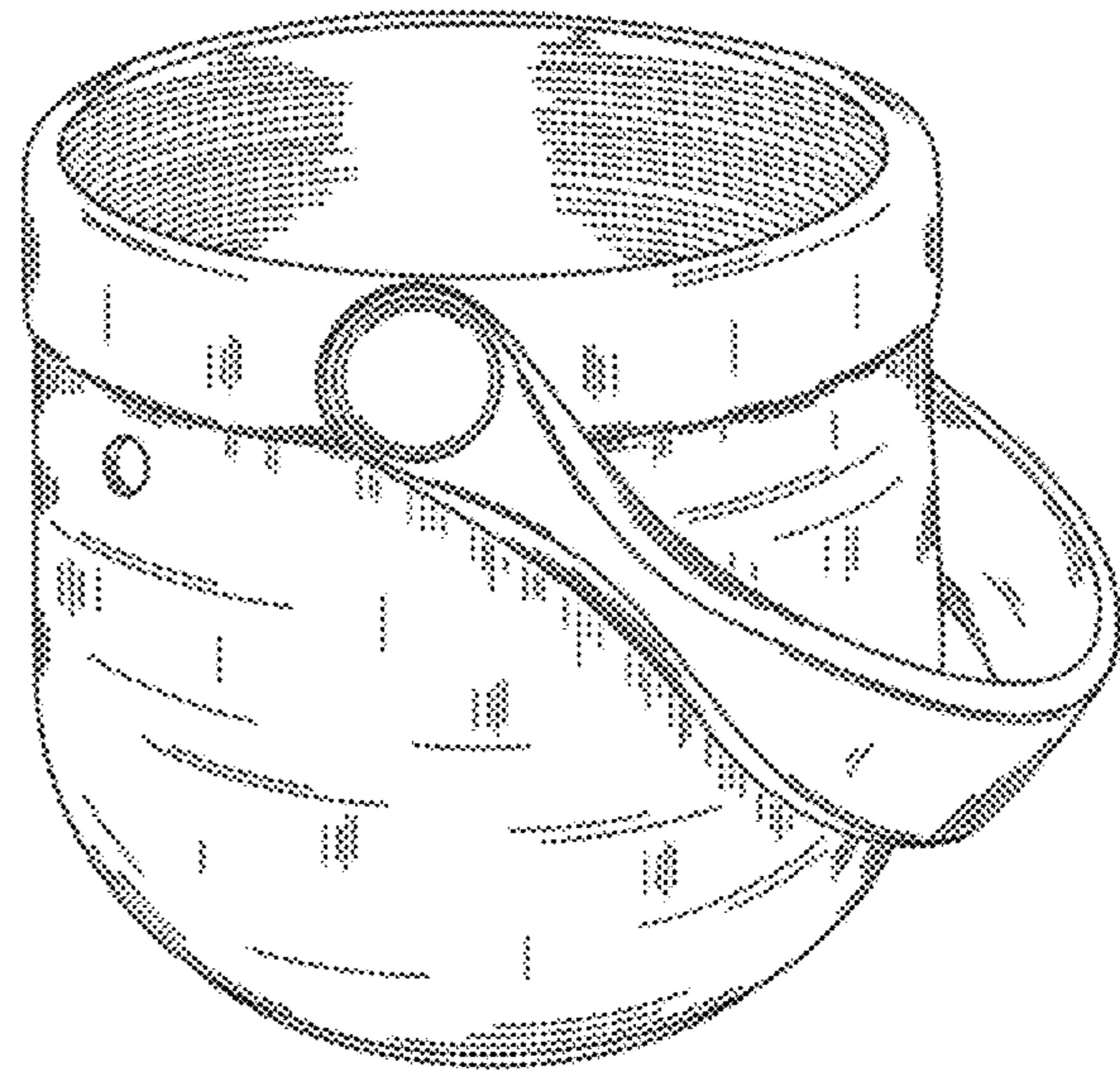


FIG. 2




FIG. 3

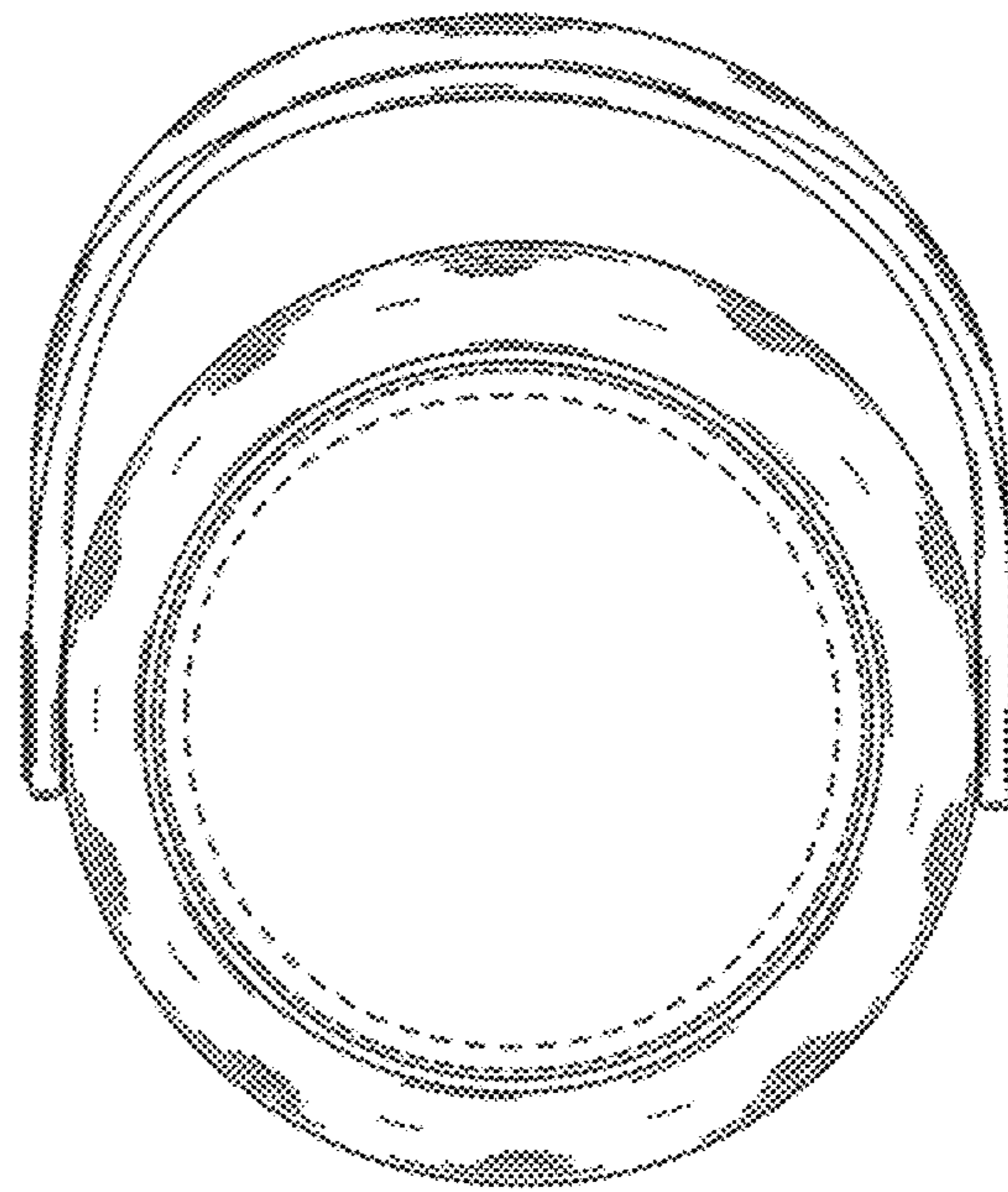


FIG. 4

