

US00D728230S

(12) **United States Design Patent**
Oas

(10) **Patent No.:** **US D728,230 S**

(45) **Date of Patent:** **** May 5, 2015**

(54) **HOLDER FOR THIN OBJECTS INCLUDING IDENTIFICATION CARDS, CREDIT CARDS AND PAPER MONEY**

(71) Applicant: **Daniel Oas**, Irwindale, CA (US)

(72) Inventor: **Daniel Oas**, Irwindale, CA (US)

(73) Assignee: **Calibre International, LLC**, Irwindale, CA (US)

(**) Term: **14 Years**

(21) Appl. No.: **29/478,441**

(22) Filed: **Jan. 5, 2014**

(51) **LOC (10) Cl.** **03-01**

(52) **U.S. Cl.**
USPC **D3/247**

(58) **Field of Classification Search**
CPC A45C 1/06
USPC D3/247, 249–253, 303; 150/130,
150/136–137, 147

See application file for complete search history.

(56) **References Cited**

U.S. PATENT DOCUMENTS

D672,148	S	*	12/2012	Phillips et al.	D3/303
D682,551	S	*	5/2013	Phillips et al.	D3/303
D683,540	S	*	6/2013	Phillips et al.	D3/303
D685,579	S	*	7/2013	Phillips et al.	D3/303

* cited by examiner

Primary Examiner — Holly Baynham

(74) *Attorney, Agent, or Firm* — Thomas I. Rozsa

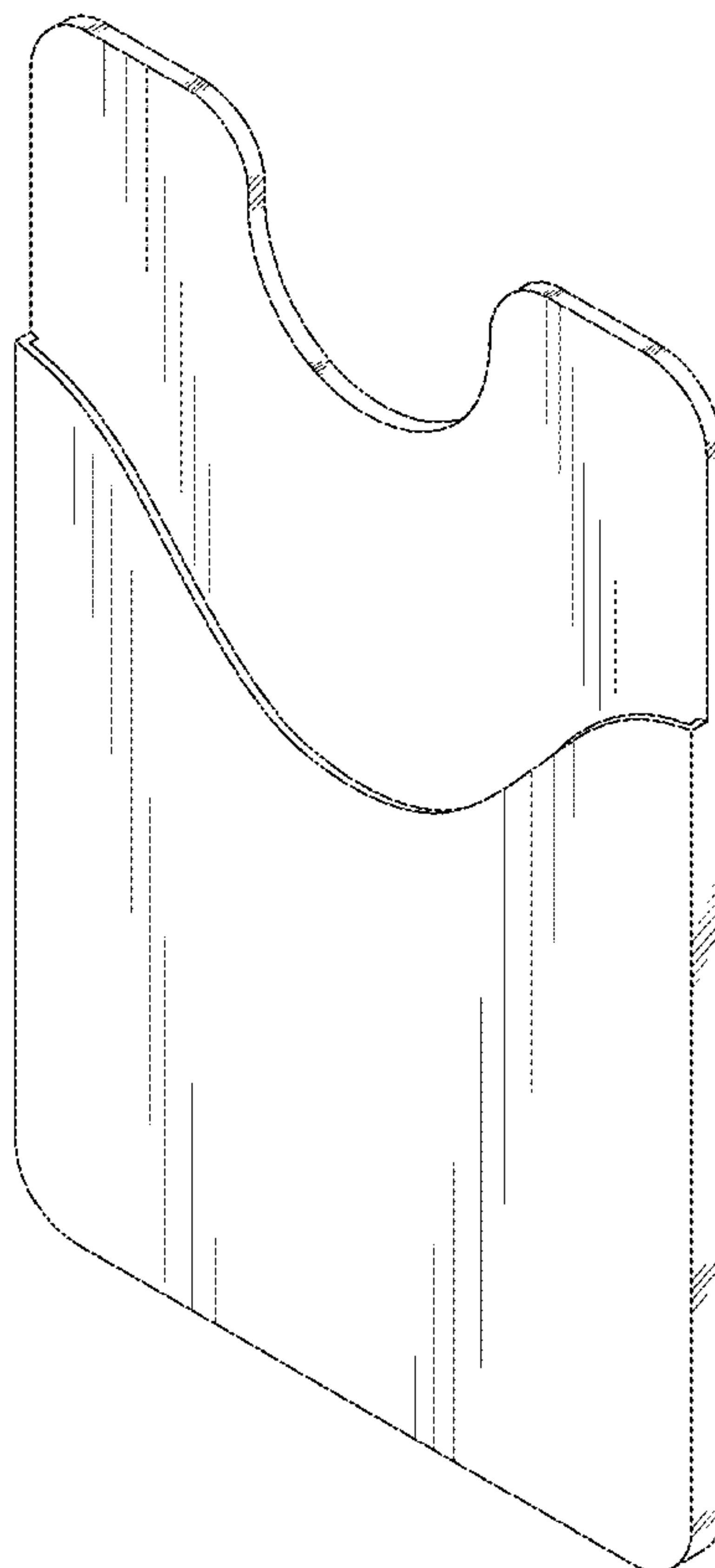
(57) **CLAIM**

The ornamental design for a holder for thin objects including identification cards, credit cards and paper money, as shown and described.

DESCRIPTION

FIG. 1 is a front perspective view of the holder for thin objects including identification cards, credit cards and paper money, showing my new design;
FIG. 2 is a rear perspective view thereof;
FIG. 3 is a front view thereof;
FIG. 4 is a rear view thereof;
FIG. 5 is a left side view thereof;
FIG. 6 is a right side view thereof;
FIG. 7 is a top view thereof; and,
FIG. 8 is a bottom view thereof.

1 Claim, 6 Drawing Sheets






FIG. 1




FIG. 2




FIG. 3




FIG. 4




FIG. 5



FIG. 6



FIG. 7



FIG. 8