



US00D728229S

(12) **United States Design Patent**  
**DeChant**

(10) **Patent No.:** **US D728,229 S**  
(45) **Date of Patent:** **\*\* May 5, 2015**

- (54) **PORTFOLIO CELL PHONE HOLDER**
- (71) Applicant: **Daniel A. DeChant**, Madison, WI (US)
- (72) Inventor: **Daniel A. DeChant**, Madison, WI (US)
- (\*\*) Term: **14 Years**
- (21) Appl. No.: **29/449,474**
- (22) Filed: **Mar. 15, 2013**
- (51) **LOC (10) Cl.** ..... **03-01**
- (52) **U.S. Cl.**  
USPC ..... **D3/247**
- (58) **Field of Classification Search**  
CPC ..... A45C 1/00; A45C 3/00; A45C 1/02;  
A45C 1/04; A45C 7/00; A45C 9/00; A45C  
2001/02; B65D 30/00; B65D 33/06  
USPC ..... D3/247, 249-253; 150/130, 132,  
150/136-137, 147  
See application file for complete search history.

4,942,913	A	7/1990	Musso
D311,815	S	11/1990	Balsley
D314,213	S	1/1991	Bishop
D334,588	S	4/1993	Okola
D340,355	S	10/1993	Little
D342,829	S	1/1994	Mitchell
D410,774	S	6/1999	Inbert
D434,899	S	12/2000	Kojoori
D435,339	S	12/2000	Cleveland
D435,340	S	12/2000	Kojoori
6,427,836	B1	8/2002	Bolanos
D471,704	S	3/2003	Moore
D510,596	S	10/2005	Ong
D527,899	S	9/2006	Morehead
7,204,398	B1	4/2007	Smith, Sr.
D551,446	S	9/2007	Elnekaveh
7,496,971	B2	3/2009	Soto
D594,656	S	6/2009	Wills
D608,092	S	1/2010	Holzner et al.
D619,806	S	7/2010	Franks
D633,714	S	3/2011	Marshall
8,047,364	B2	11/2011	Longinotti-Buitoni
8,833,379	B1	9/2014	Kaplan
2005/0126667	A1	6/2005	Bell
2007/0057004	A1	3/2007	Butler et al.
2007/0232372	A1	10/2007	Plaster
2007/0262112	A1	11/2007	Butler et al.
2008/0006355	A1	1/2008	Gomez Micone
2008/0121322	A1	5/2008	Thomson
2009/0050686	A1	2/2009	Kon et al.
2009/0194571	A1	8/2009	Evans
2011/0030860	A1	2/2011	Allen et al.
2011/0057034	A1	3/2011	Maxwell
2011/0277892	A1	11/2011	Black
2012/0043234	A1	2/2012	Westrup
2012/0050968	A1	3/2012	Child et al.
2012/0168483	A1	7/2012	Jambunathan et al.
2013/0140203	A1	6/2013	Chiang

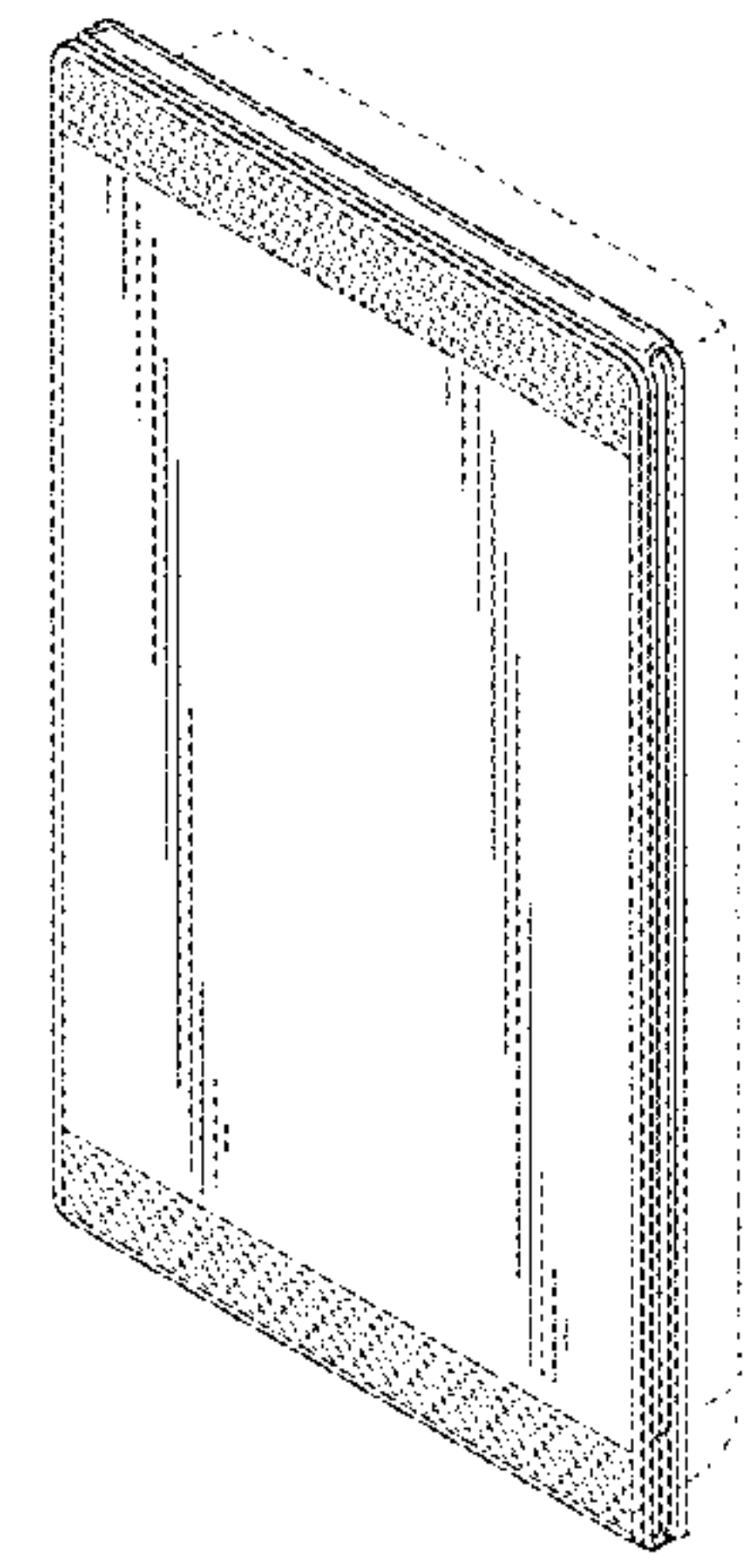
(56) **References Cited**  
U.S. PATENT DOCUMENTS

D13,040	S	7/1882	Brueck	
658,394	A *	9/1900	Peters	150/136
833,834	A *	10/1906	Hille	150/136
940,853	A *	11/1909	Cardwell	150/132
1,035,945	A	8/1912	Cardwell	
1,035,946	A *	8/1912	Cardwell	150/137
1,073,768	A *	9/1913	Loveland	150/147
D45,677	S	4/1914	Shick	
1,269,247	A *	6/1918	Aslin	150/132
1,582,492	A *	4/1926	Tantlinger	150/113
1,671,297	A	5/1928	L'Enfant	
D101,819	S	11/1936	Miller	
D112,415	S	11/1938	Zumft	
D134,884	S	1/1943	Engelstein	
D178,800	S	9/1956	McKinnon	
D185,056	S	5/1959	Arkin	
3,162,227	A *	12/1964	Bakken	150/136
3,370,777	A	2/1968	Levi	
D255,509	S	6/1980	Nathan et al.	
4,388,734	A	6/1983	Cowden	
D279,423	S	7/1985	Zucker	
4,705,086	A	11/1987	O'Neill	
D308,887	S	6/1990	Wyant	

FOREIGN PATENT DOCUMENTS

CA	134785	10/2010
DE	197428065	11/1974
DE	199107205	7/1991
GB	2145622	4/1985
GB	2070518	11/1997
GB	4019846	5/2011
KR	300268261	12/2000
WO	D073447	3/2010
WO	2012087152	6/2012

\* cited by examiner



Primary Examiner — Holly Baynham

(74) Attorney, Agent, or Firm — Michael Best & Friedrich LLP

(57)

**CLAIM**

The ornamental design for a portfolio cell phone holder, as shown and described.

**DESCRIPTION**

FIG. 1 is a perspective view of a portfolio cell phone holder, in a closed folded position, removably attached to a cell phone according to one embodiment showing my new design;

FIG. 2 is a front view thereof;

FIG. 3 is a rear view thereof;

FIG. 4 is a left side view thereof;

FIG. 5 is a right side view thereof;

FIG. 6 is a top view thereof;

FIG. 7 is a bottom view thereof;

FIG. 8 is a perspective view of the portfolio cell phone holder, removably attached to a cell phone in an open condition;

FIG. 9 is a front view thereof;

FIG. 10 is a rear view thereof;

FIG. 11 is a left side view thereof;

FIG. 12 is a right side view thereof;

FIG. 13 is a top view thereof;

FIG. 14 is a bottom view thereof;

FIG. 15 is a perspective view of the portfolio cell phone holder, removably attached to a cell phone in a stand configuration;

FIG. 16 is a front view thereof;

FIG. 17 is a rear view thereof;

FIG. 18 is a left side view thereof;

FIG. 19 is a right side view thereof;

FIG. 20 is a top view thereof;

FIG. 21 is a bottom view thereof.

FIG. 1 is a perspective view of a portfolio cell phone holder, in a closed folded position, with an slotted interior pocket, removably attached to a cell phone according to one embodiment showing my new design;

FIG. 2 is a front view thereof;

FIG. 22 is a rear view thereof;

FIG. 23 is a rear view with the phone removed;

FIG. 4 is a left side view thereof;

FIG. 5 is a right side view thereof;

FIG. 6 is a top view thereof;

FIG. 7 is a bottom view thereof;

FIG. 8 is a perspective view of the portfolio cell phone holder, with a slotted interior pocket, removably attached to a cell phone in an open condition;

FIG. 9 is a front view thereof;

FIG. 25 is a rear view thereof;

FIG. 11 is a left side view thereof;

FIG. 12 is a right side view thereof;

FIG. 13 is a top view thereof;

FIG. 14 is a bottom view thereof;

FIG. 15 is a perspective view of the portfolio cell phone holder, with interior slot pockets, removably attached to a cell phone in a stand configuration;

FIG. 16 is a front view thereof;

FIG. 24 is a rear view thereof;

FIG. 18 is a left side view thereof;

FIG. 19 is a right side view thereof;

FIG. 20 is a top view thereof; and,

FIG. 21 is a bottom view thereof.

The present application is directed to the design illustrated in the drawings. The broken line portions of the disclosure are for illustrative purposes only and form no part of the claimed design.

**1 Claim, 21 Drawing Sheets**

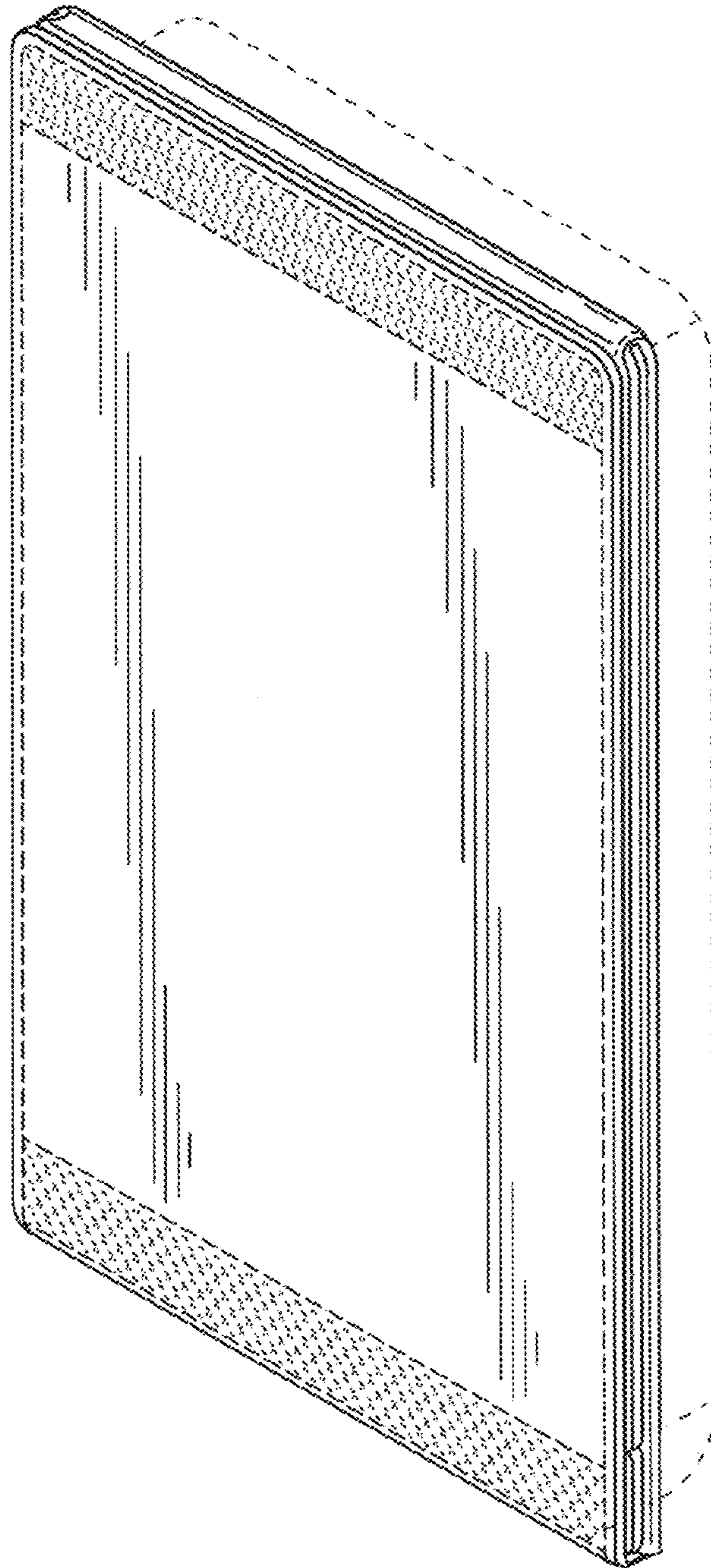


FIG. 1



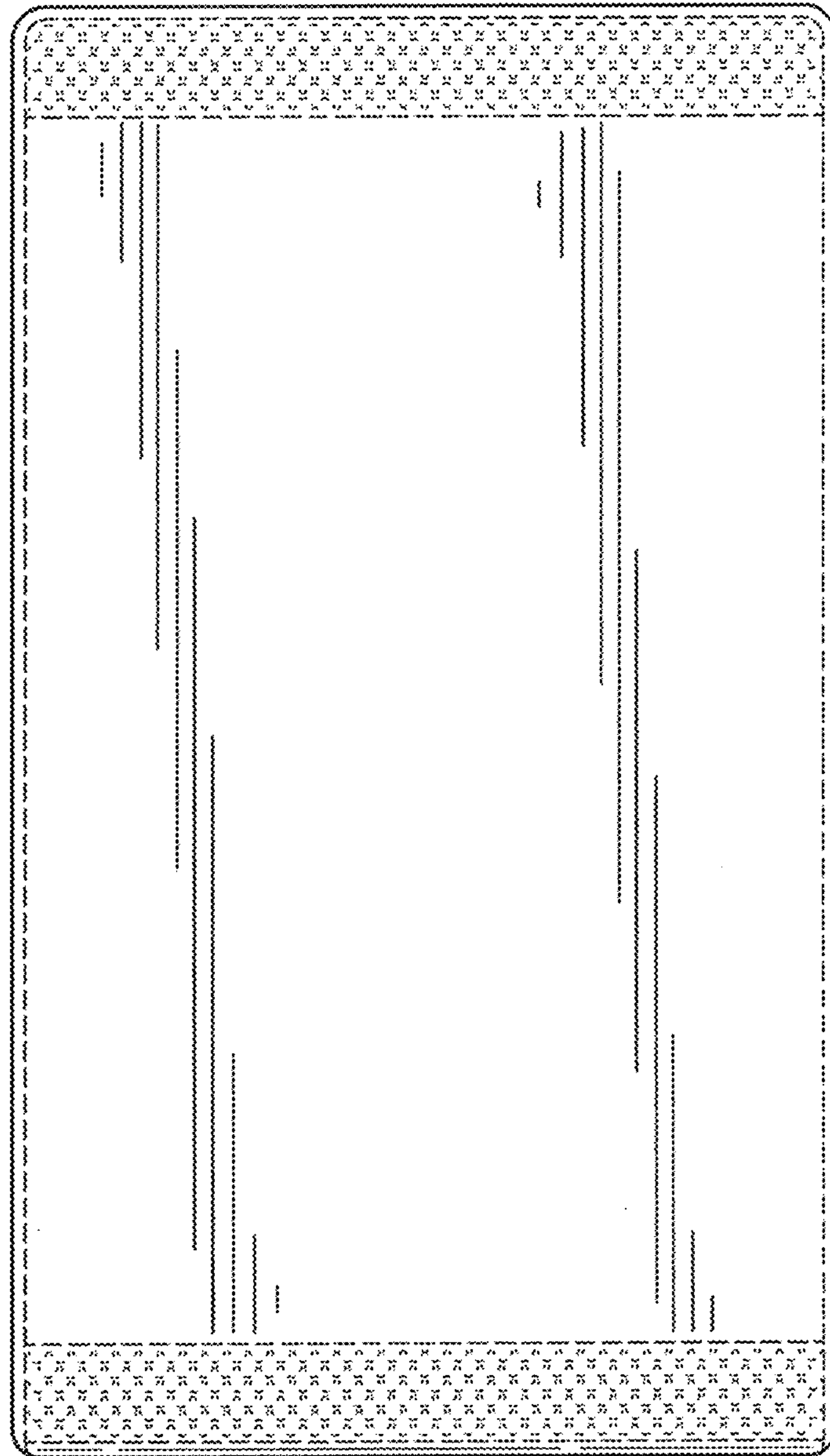


FIG. 2




FIG. 3

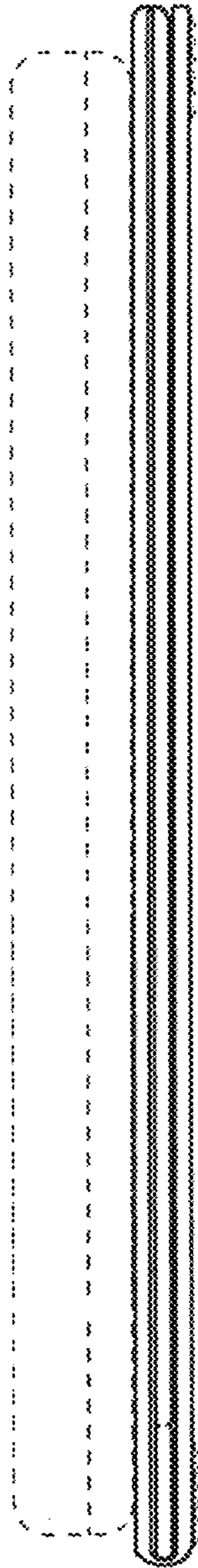


FIG. 4




FIG. 5




FIG. 6




FIG. 7

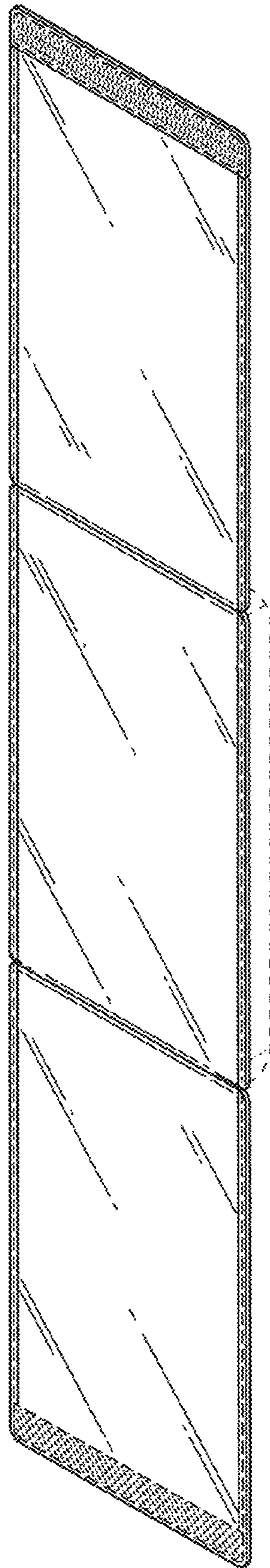


FIG. 8



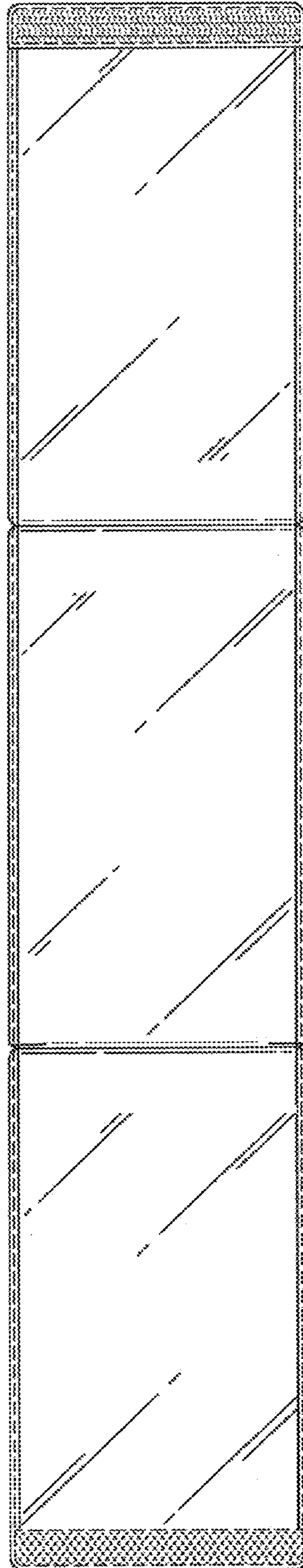


FIG. 9




FIG. 10

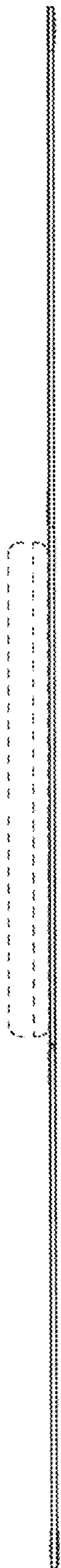


FIG. 11




FIG. 12



FIG. 13




FIG. 14



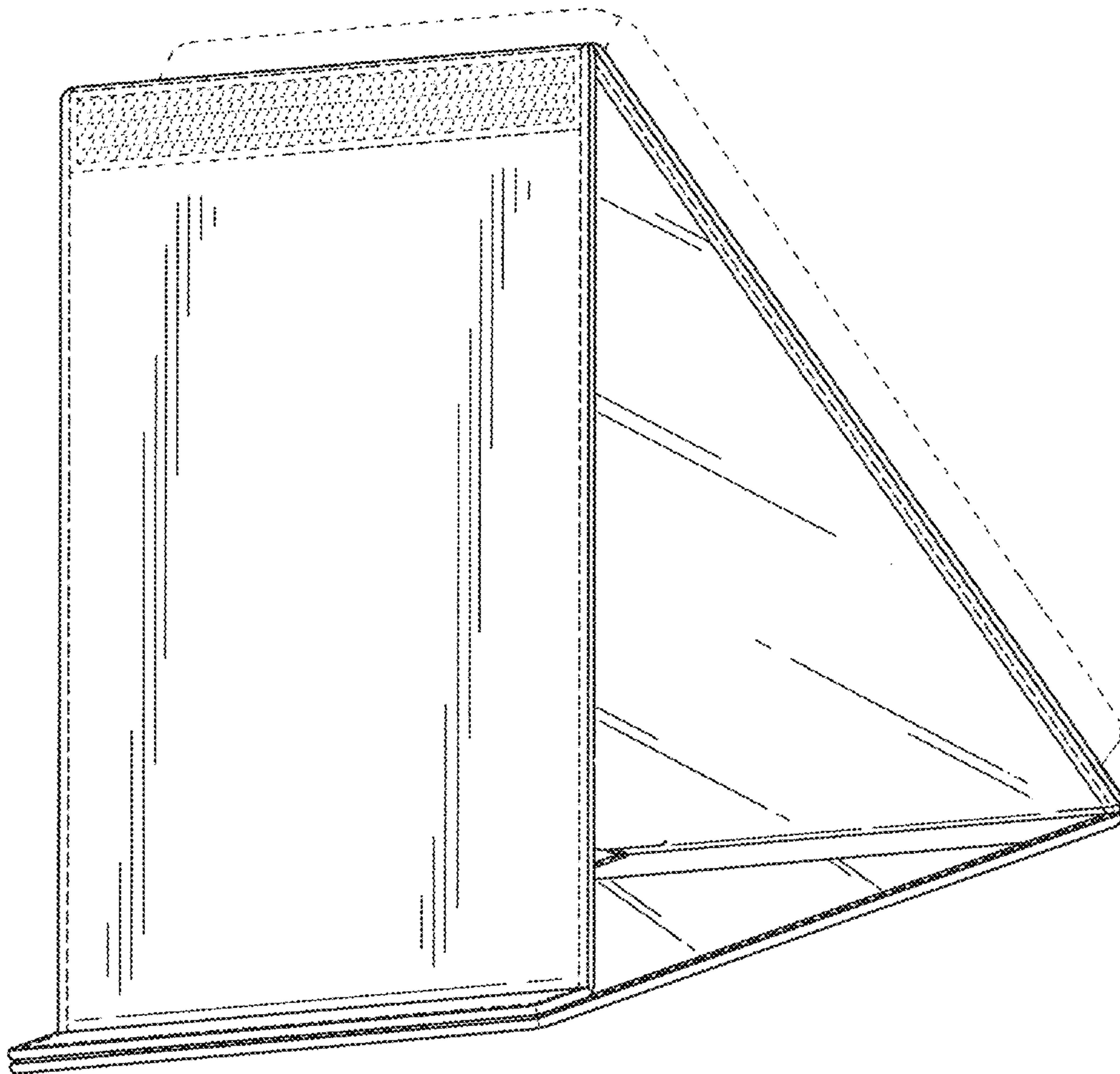


FIG. 15

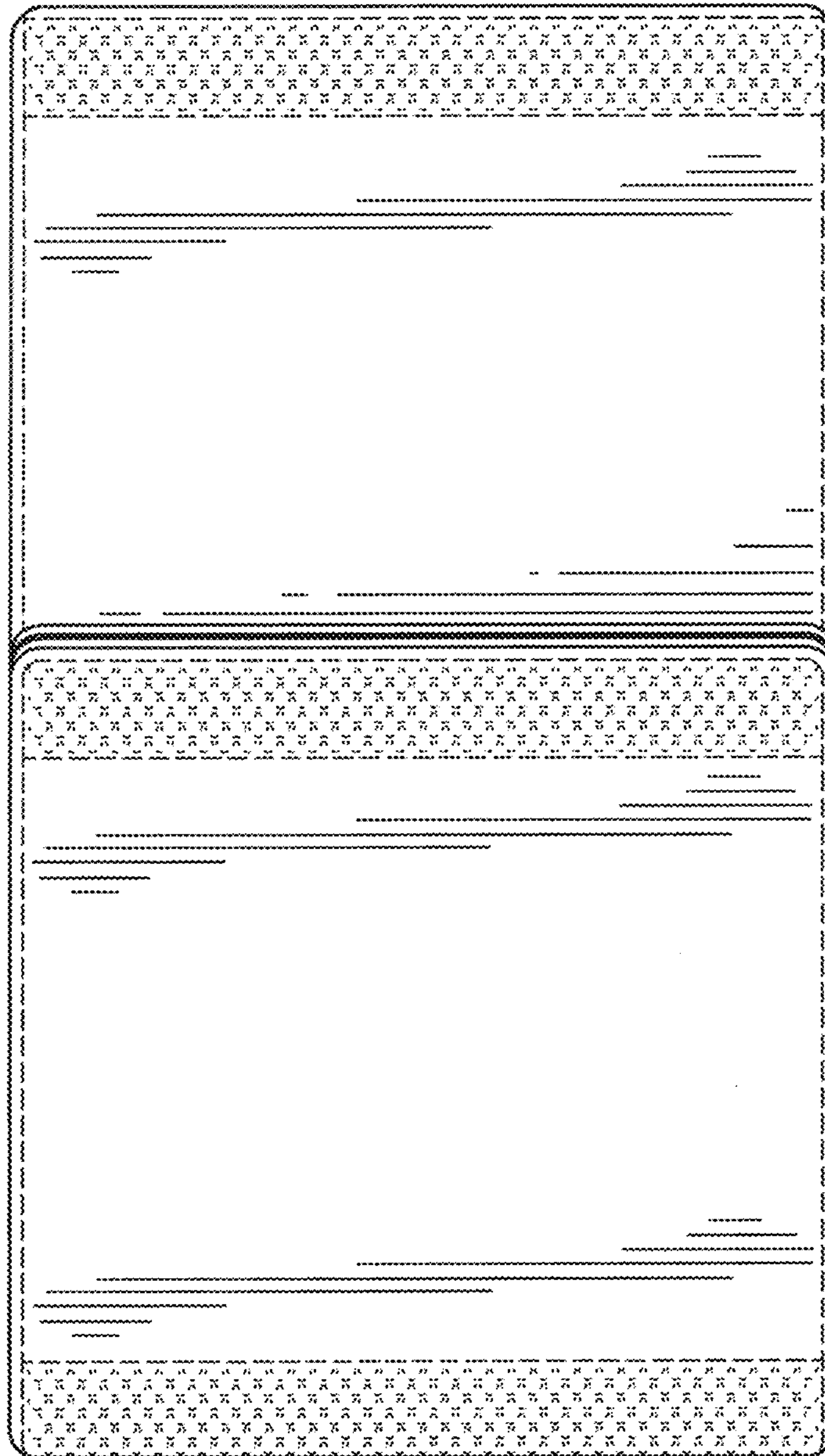


FIG. 16




FIG. 17

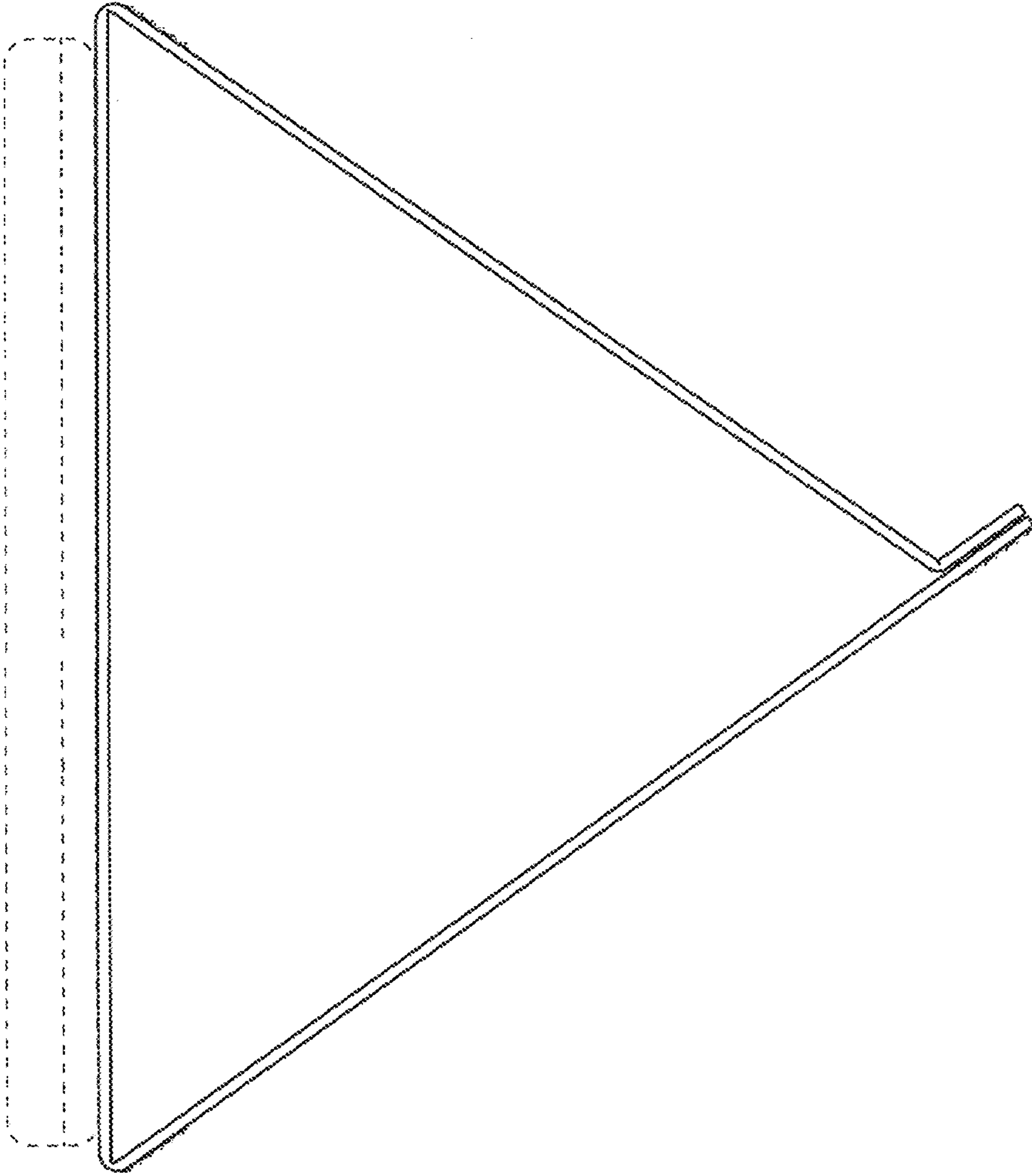


FIG. 18



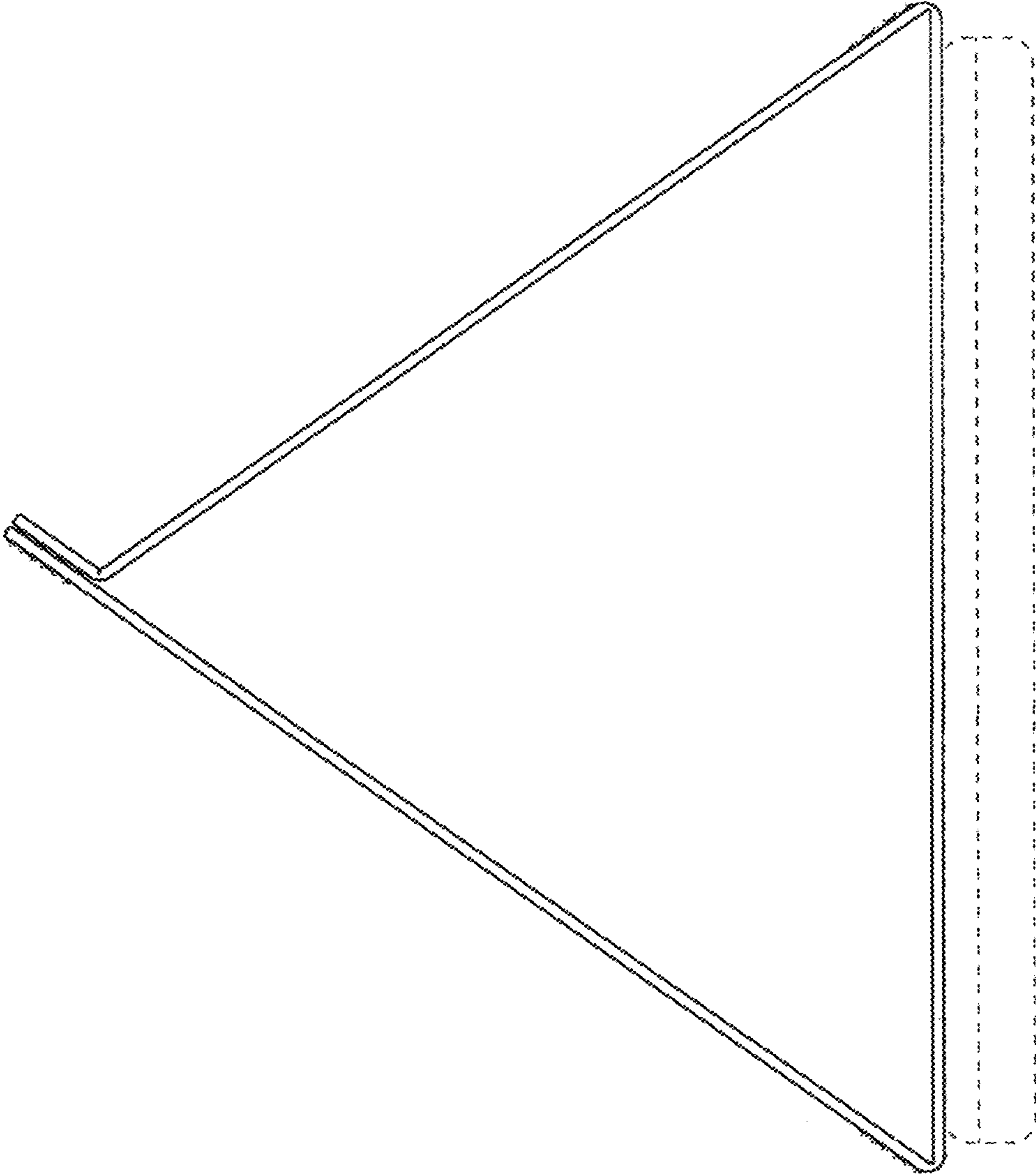


FIG. 19




FIG. 20




FIG. 21




FIG. 22






FIG. 23




FIG. 24

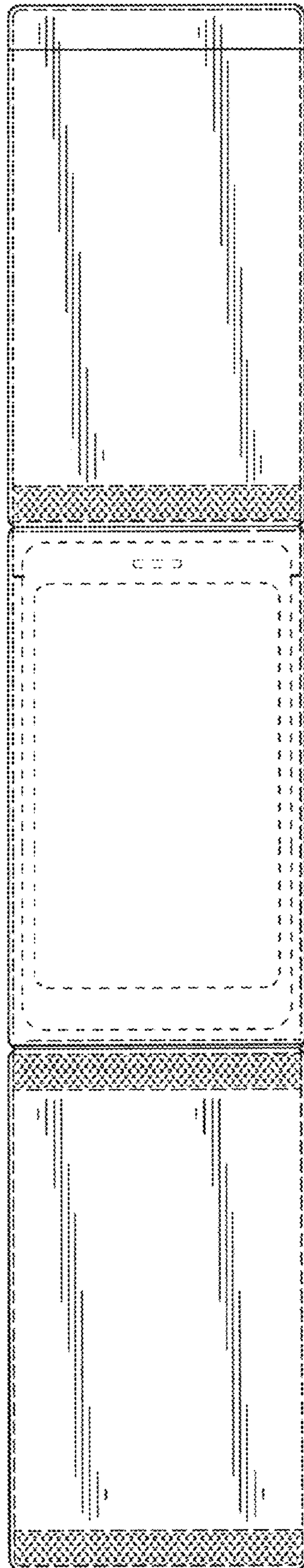


FIG. 25