



US00D728220S

(12) **United States Design Patent**
DeSimone

(10) **Patent No.:** **US D728,220 S**

(45) **Date of Patent:** **** May 5, 2015**

(54) **KEY CASE**

(71) Applicant: **Ralph DeSimone**, Cranston, RI (US)

(72) Inventor: **Ralph DeSimone**, Cranston, RI (US)

(**) Term: **14 Years**

(21) Appl. No.: **29/474,275**

(22) Filed: **Aug. 1, 2014**

(51) **LOC (10) Cl.** **03-01**

(52) **U.S. Cl.**
USPC **D3/212**

(58) **Field of Classification Search**

CPC A44B 9/12; A44B 15/00; A47G 29/10
USPC D11/1-2, 14, 26-29, 89-92, 44, 48, 81,
D11/99, 79; 63/26-28, 32; D3/207-212;
D8/16, 38, 347, 348, 33; 70/456 B, 457,
70/458; 206/37.1; D21/576, 593, 594,
D21/606, 609, 610, 611, 659, 660;
D30/157; 54/83.1

See application file for complete search history.

(56) **References Cited**

U.S. PATENT DOCUMENTS

2,192,883 A * 3/1940 Forstner 40/618
3,007,568 A * 11/1961 Kurland 224/562
4,166,489 A * 9/1979 Lemelson 206/38.1

D286,315 S * 10/1986 Gregory D3/225
5,850,754 A * 12/1998 Dobbins 70/456 R
D437,682 S * 2/2001 Steele D3/215
D527,891 S * 9/2006 Hoeksema D3/207
D551,849 S * 10/2007 Hoeksema D3/207

* cited by examiner

Primary Examiner — Ralf Seifert

(74) *Attorney, Agent, or Firm* — Robert J. Doherty

(57) **CLAIM**

The ornamental design for a key case, as shown and described.

DESCRIPTION

FIG. 1 is a front perspective view of a key case showing my new design;

FIG. 2 is a front elevation view of FIG. 2;

FIG. 3 is a rear elevation view of FIG. 2;

FIG. 4 is a left side elevation view of FIG. 2;

FIG. 5 is a right side elevation view of FIG. 2;

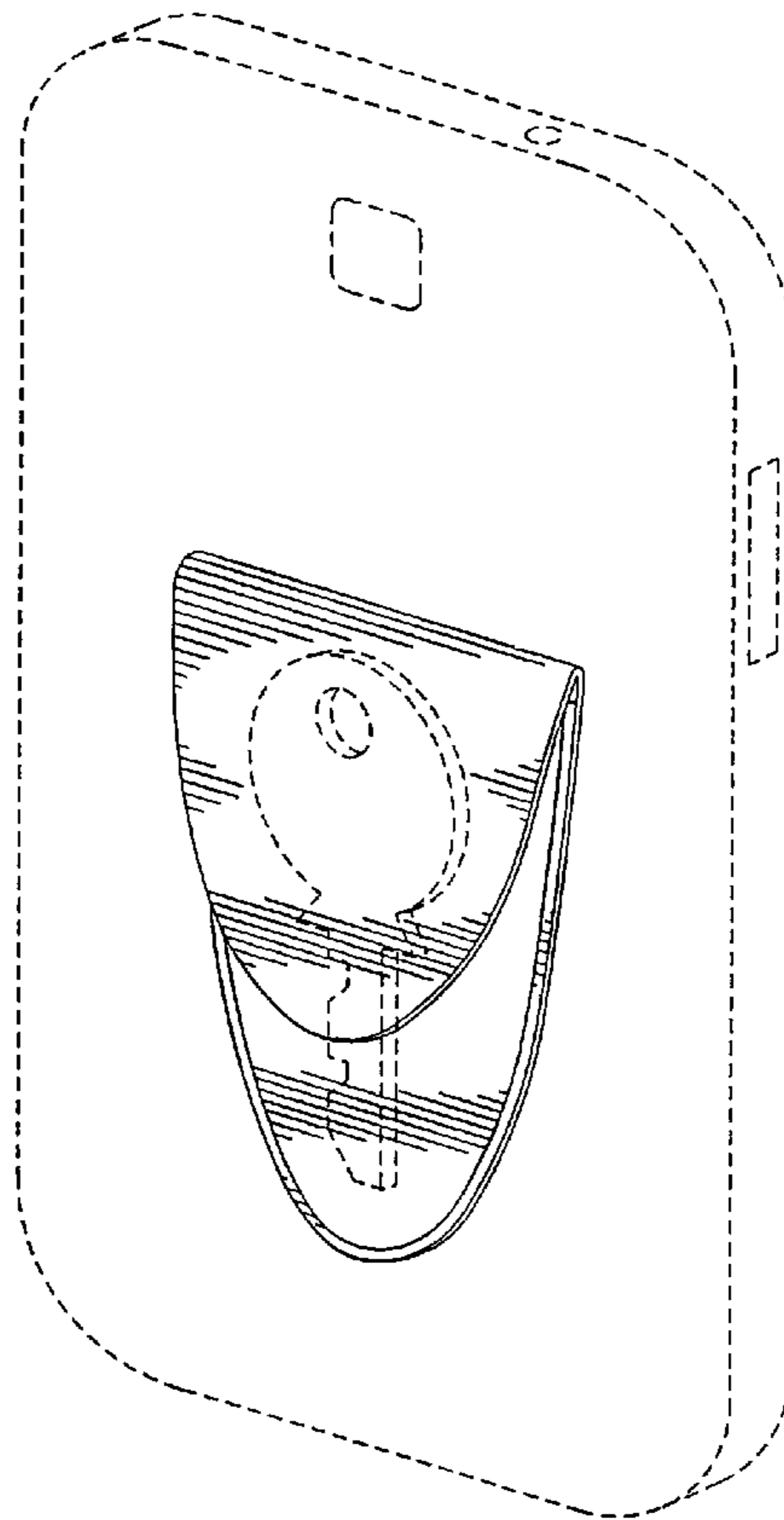
FIG. 6 is a top plan view of FIG. 2;

FIG. 7 is a bottom plan view of FIG. 2; and,

FIG. 8 is a front elevation view of FIG. 2 with the cover flap thereof in an open position.

The broken line representations in FIG. 1 of a key and a cellphone are for illustrative purposes and form no part of the claimed design.

1 Claim, 4 Drawing Sheets



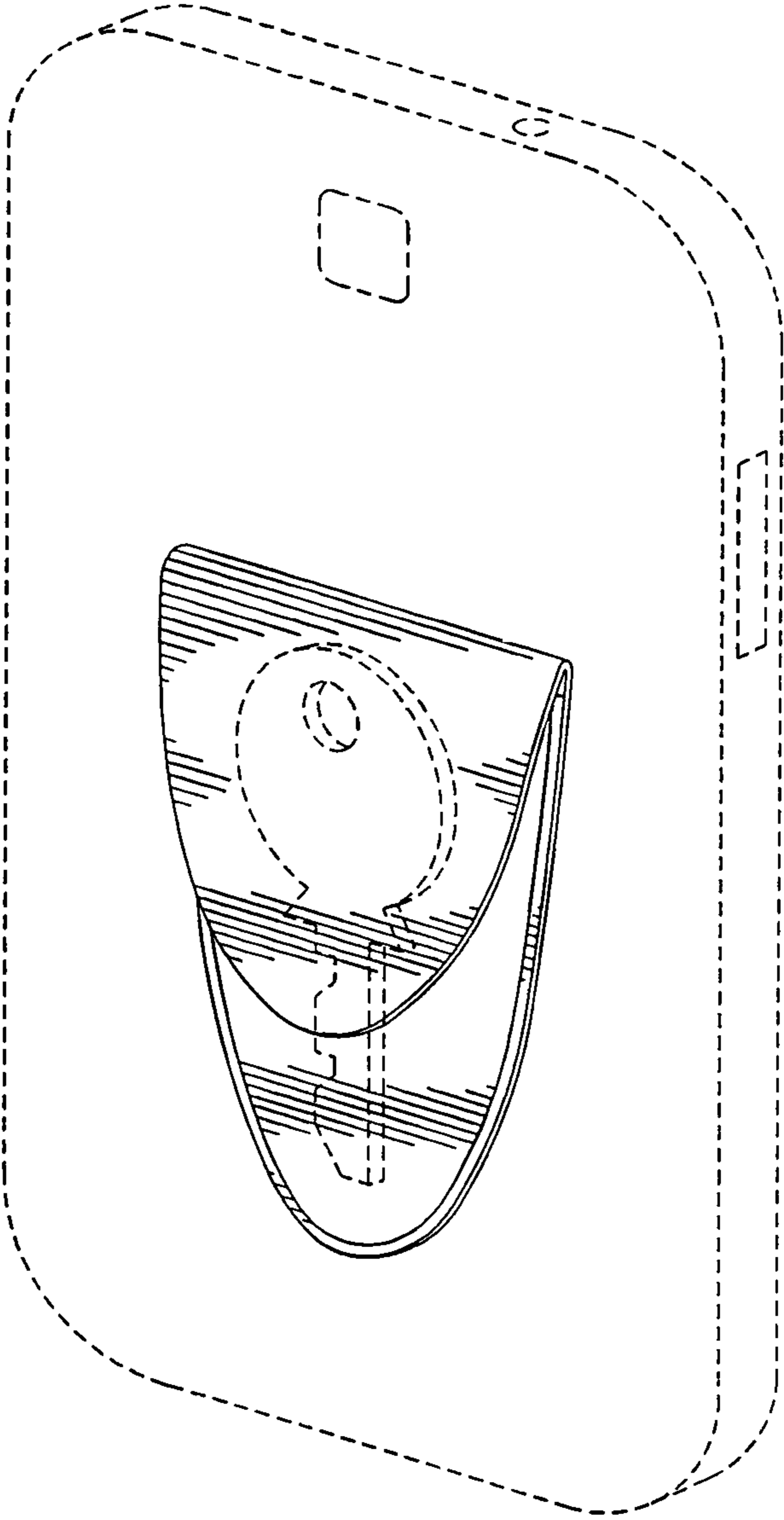


FIG. 1

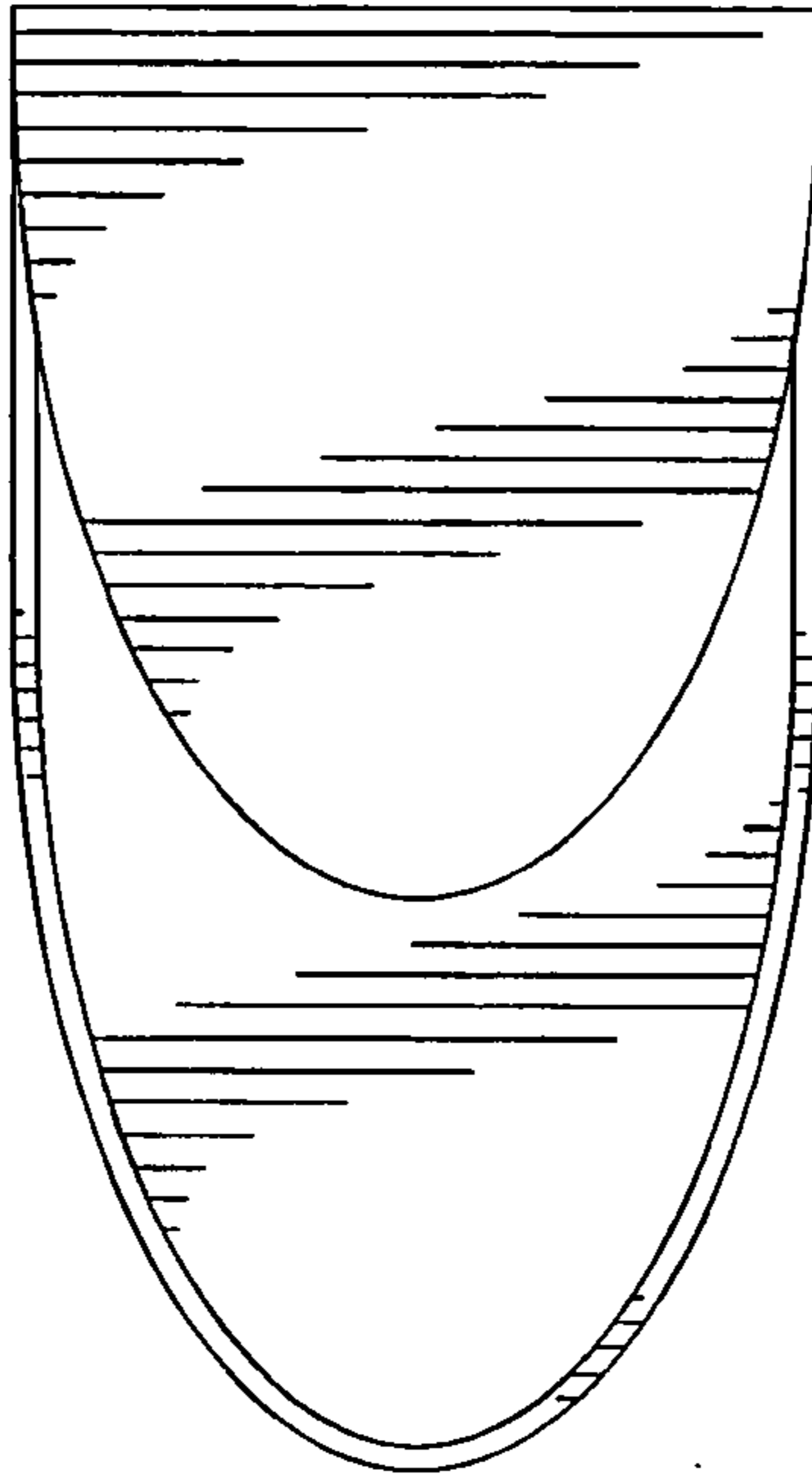


FIG. 2

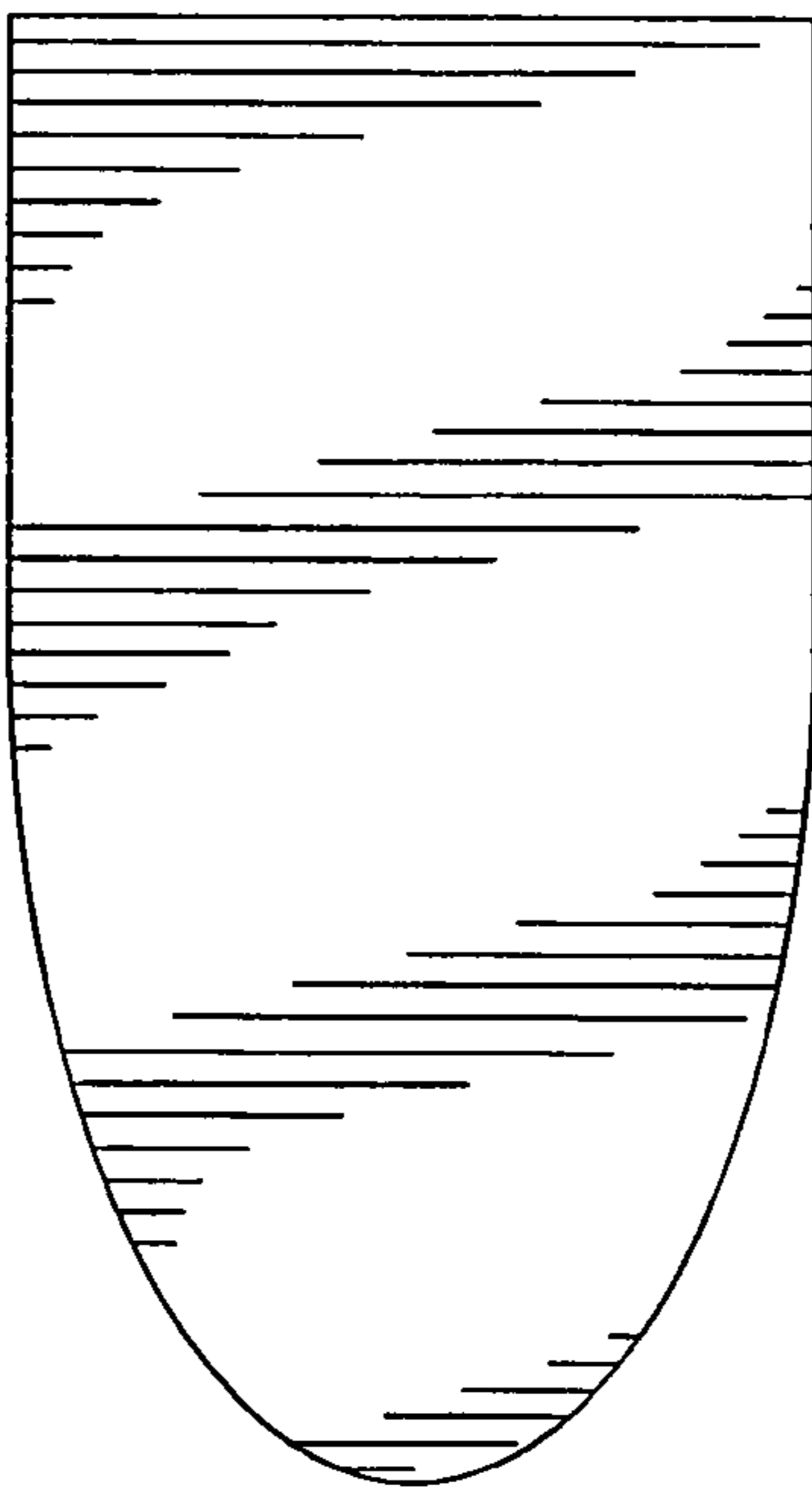


FIG. 3



FIG. 4



FIG. 5




FIG. 6



FIG. 7

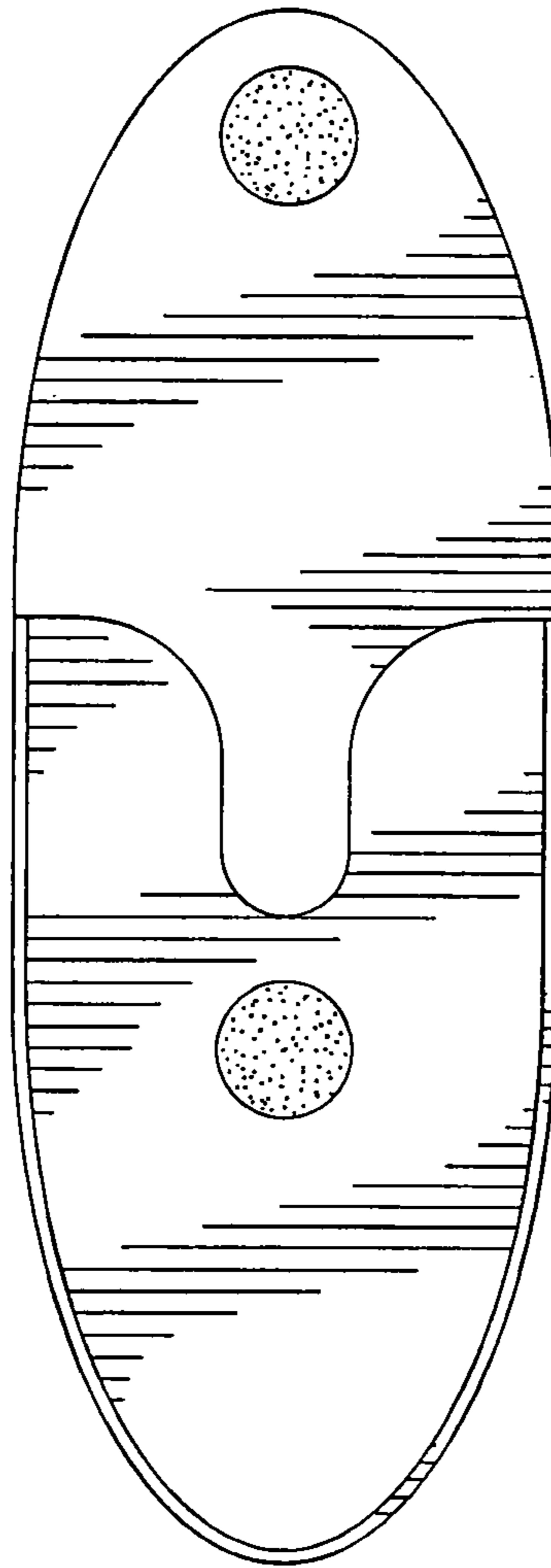


FIG. 8