



US00D728217S

(12) **United States Design Patent**  
**Click**

(10) **Patent No.:** **US D728,217 S**

(45) **Date of Patent:** **\*\* May 5, 2015**

(54) **TAMPON CASE**

(71) Applicant: **Classy Click, LLC**, Phoenix, AZ (US)

(72) Inventor: **Carrie Click**, Tucson, AZ (US)

(73) Assignee: **Classy Click, LLC**, Phoenix, AZ (US)

(\*\*) Term: **14 Years**

(21) Appl. No.: **29/480,853**

(22) Filed: **Jan. 30, 2014**

(51) **LOC (10) Cl.** ..... **03-01**

(52) **U.S. Cl.**

USPC ..... **D3/203.5**

(58) **Field of Classification Search**

USPC ..... D3/201–205, 263, 265, 268, 295, 302;  
D28/75, 85, 89; 220/326; 351/63;  
D9/529, 561, 557–559, 573, 767, 738;  
206/440, 251, 222, 267, 673, 204, 581

See application file for complete search history.

(56) **References Cited**

**U.S. PATENT DOCUMENTS**

D273,365	S	*	4/1984	Lukins et al.	.....	D9/559
D359,163	S	*	6/1995	Summerfield et al.	.....	D3/205
D398,150	S	*	9/1998	Vonarburg	.....	D3/302
D432,786	S	*	10/2000	Rogers	.....	D3/265
6,631,801	B2	*	10/2003	Boyd-Moss et al.	.....	206/204
D497,038	S	*	10/2004	Tsai	.....	D28/85
D541,165	S	*	4/2007	Rashid et al.	.....	D9/529

8,141,711	B2	*	3/2012	Perry	.....	206/581
D677,047	S	*	3/2013	Watson	.....	D3/203.5
8,444,030	B1	*	5/2013	Hanley	.....	224/251
D703,060	S	*	4/2014	Okulla	.....	D9/529

\* cited by examiner

*Primary Examiner* — Catheri Oliver-Garcia

(74) *Attorney, Agent, or Firm* — Lewis Roca Rothgerber LLP

(57) **CLAIM**


The ornamental design for a tampon case, as shown and described.

**DESCRIPTION**

FIG. 1 is a perspective view of a tampon case showing my new design;  
FIG. 2 is a front view thereof;  
FIG. 3 is a rear view thereof;  
FIG. 4 is a left side view thereof, the right side view is a mirror image of the left side view;  
FIG. 5 is a top view thereof;  
FIG. 6 is a bottom view thereof; and,  
FIG. 7 is a perspective view of the tampon case shown open and with a lid to the side.

The top screw and tampons are shown in broken lines for illustrative purposes only and form no part of the claimed design.

**1 Claim, 4 Drawing Sheets**






FIG. 1

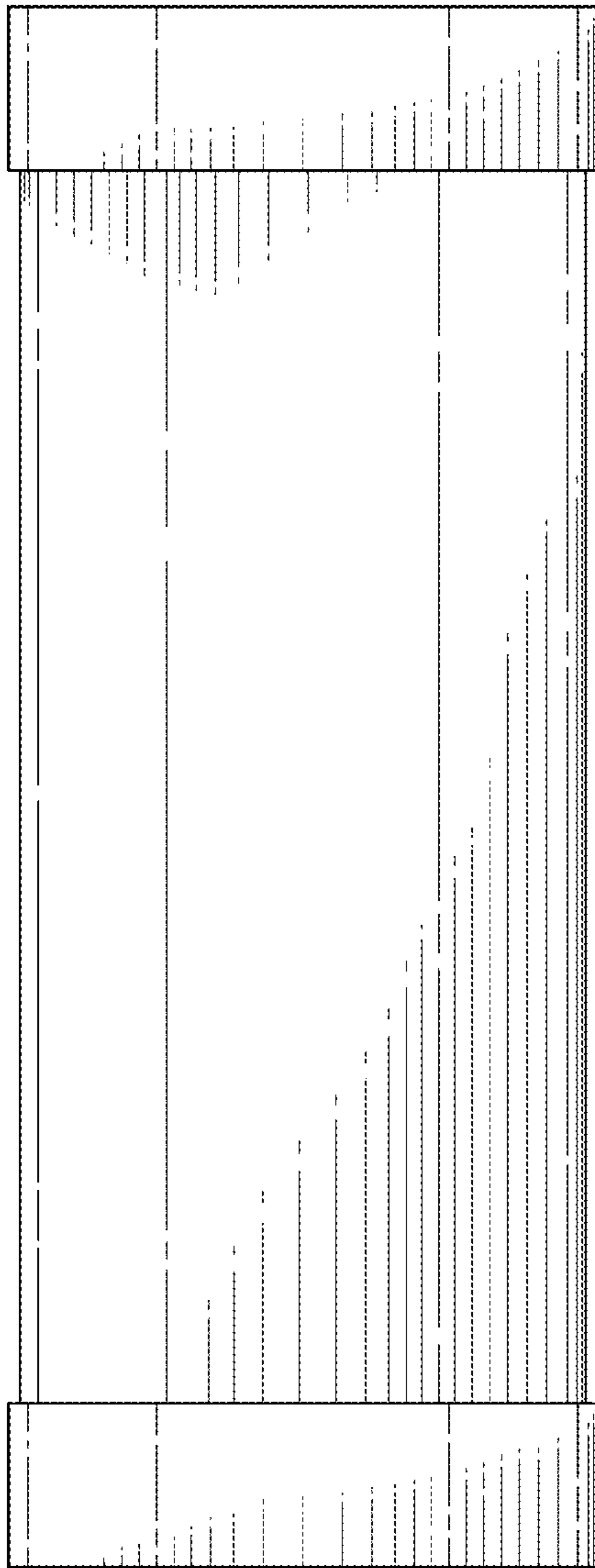


FIG. 2

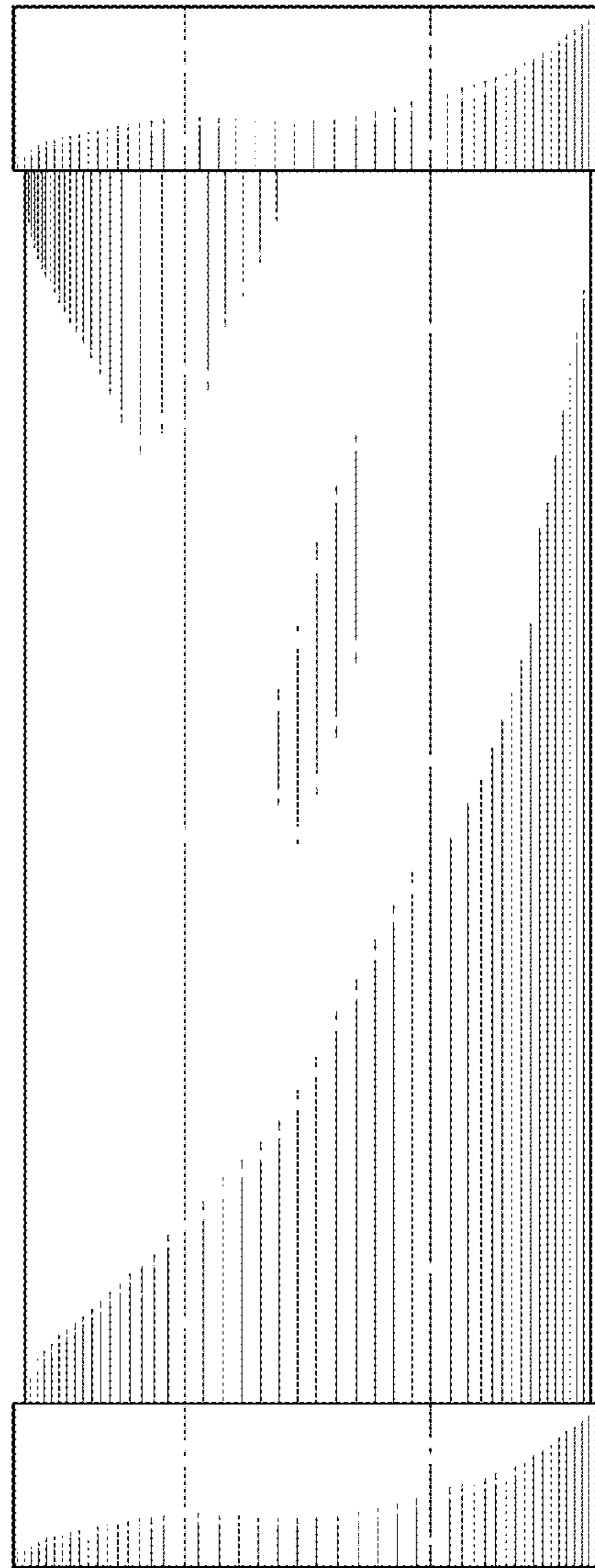


FIG. 3

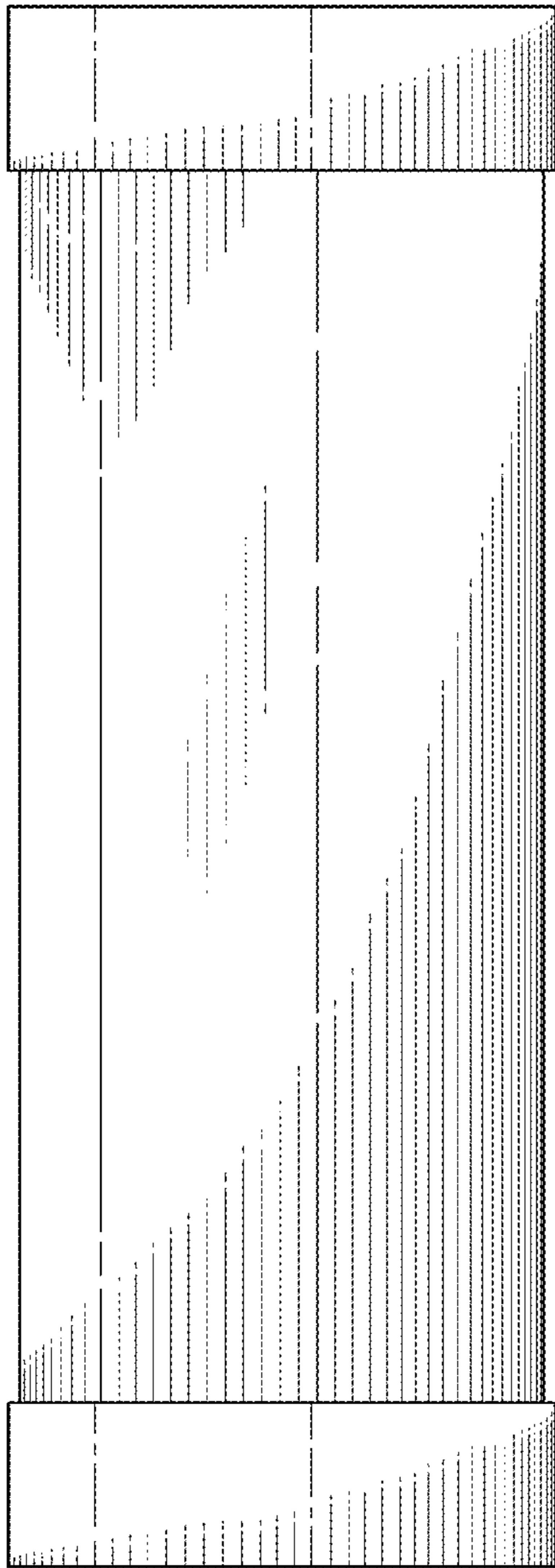


FIG. 4

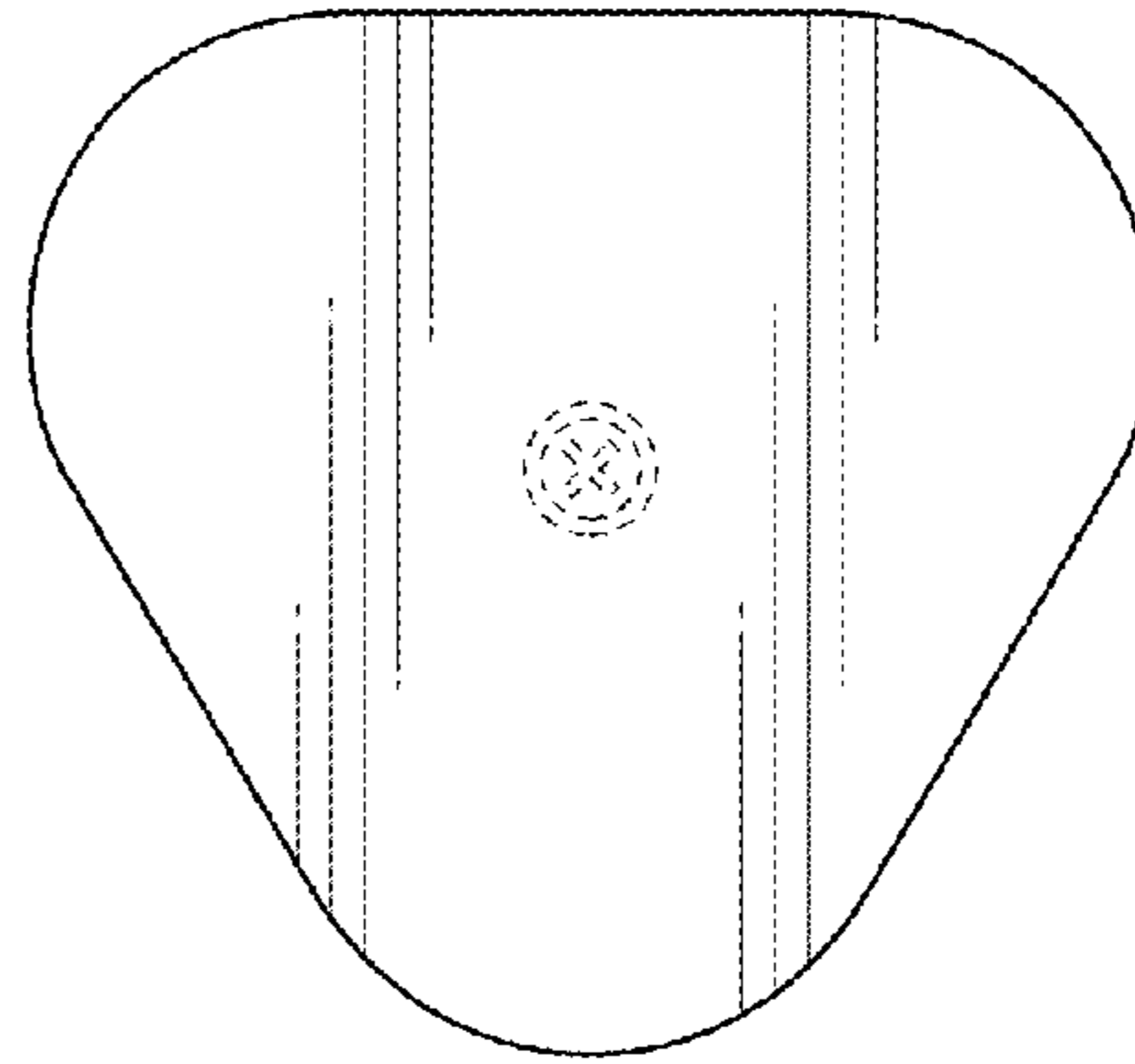


FIG. 5

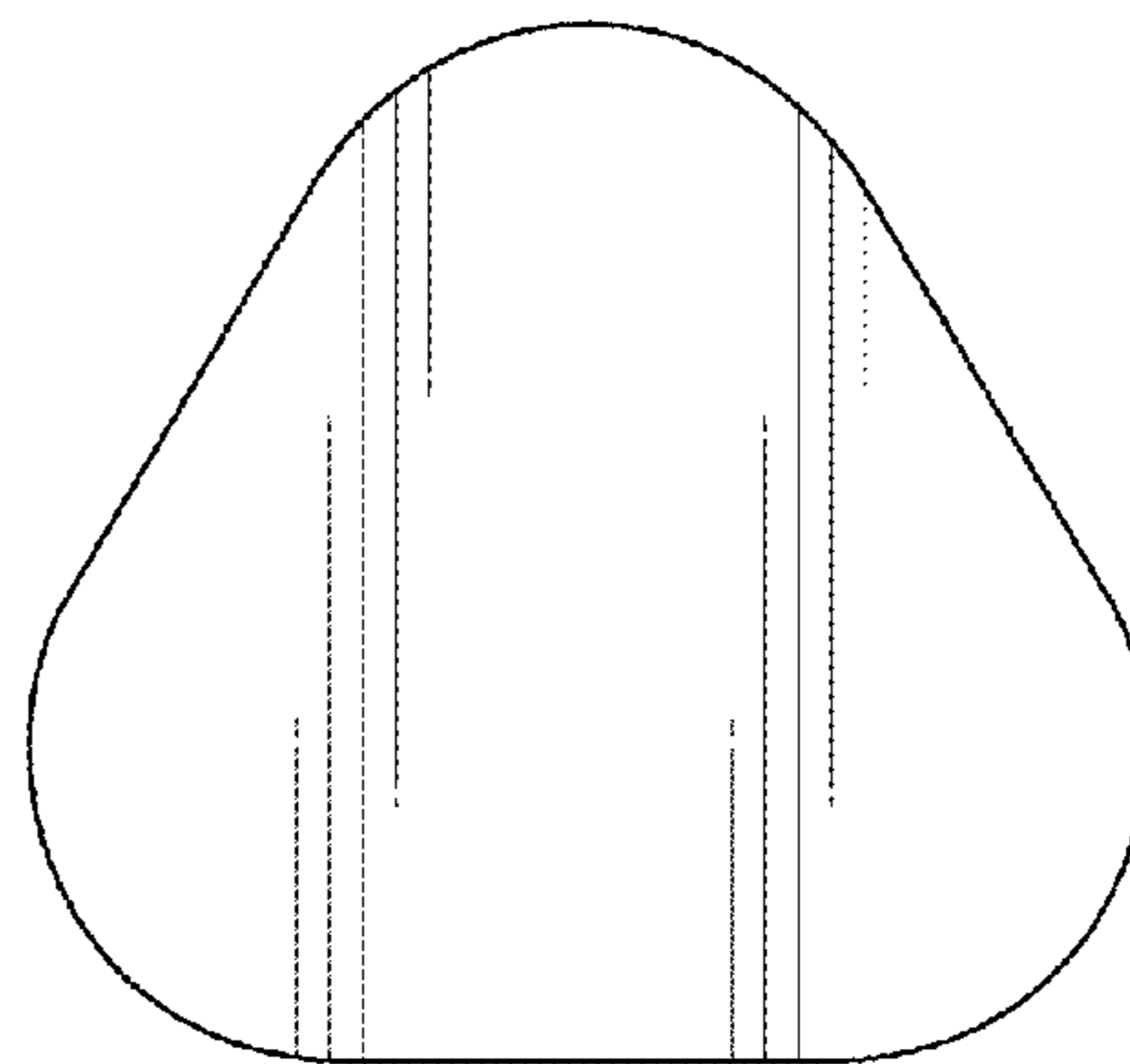


FIG. 6

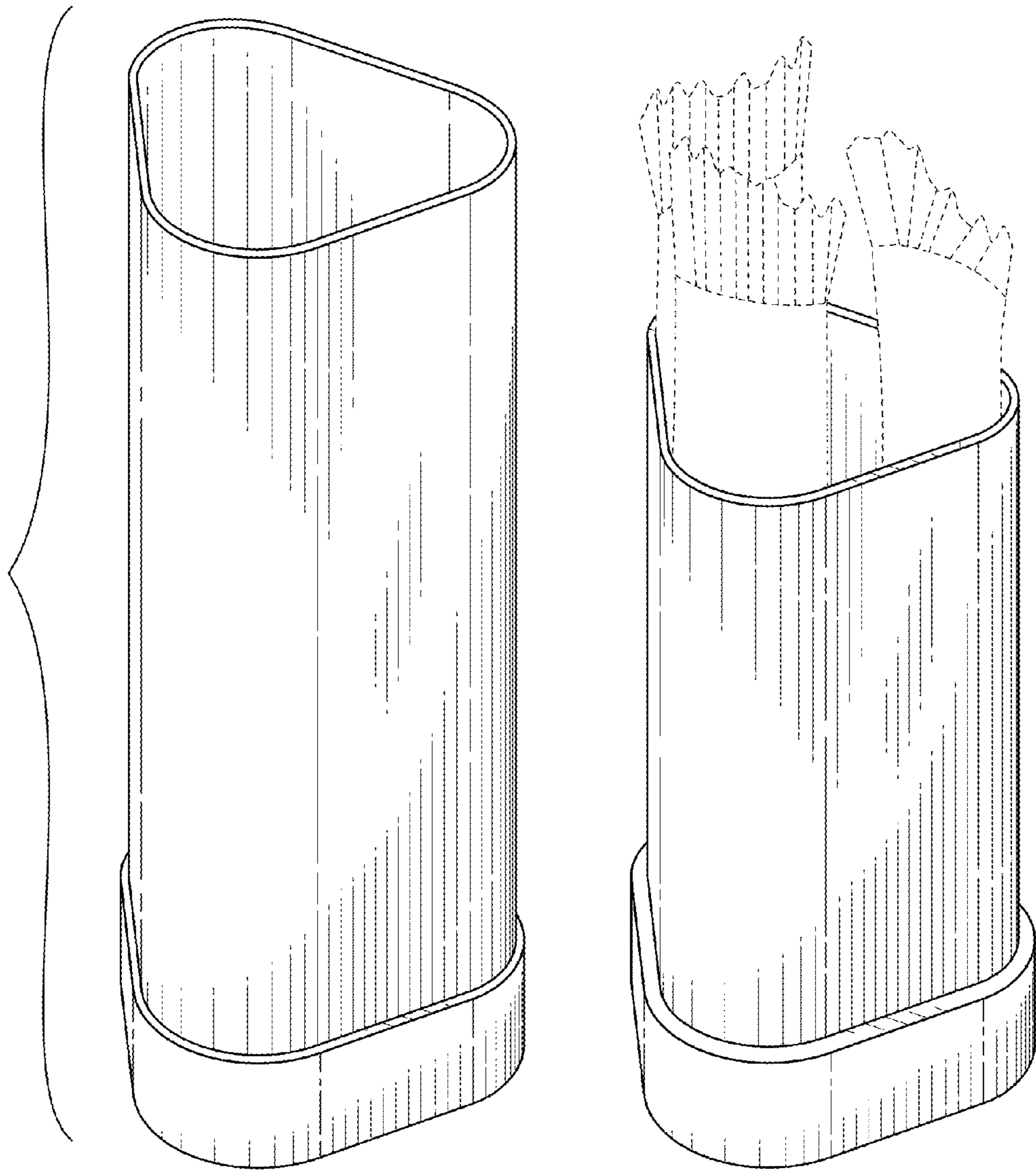


FIG. 7