



US00D728213S

(12) **United States Design Patent**
Mochen et al.

(10) **Patent No.:** **US D728,213 S**
(45) **Date of Patent:** **** May 5, 2015**

(54) **GOLF SHOE**

(71) Applicant: **Acushnet Company**, Fairhaven, MA
(US)

(72) Inventors: **Richard A. Mochen**, Milton, MA (US);
Jonathan G. Bacon, East Taunton, MA
(US)

(73) Assignee: **Acushnet Company**, Fairhaven, MA
(US)

(**) Term: **14 Years**

(21) Appl. No.: **29/455,955**

(22) Filed: **May 28, 2013**

(51) **LOC (10) Cl.** **02-04**

(52) **U.S. Cl.**
USPC **D2/969**; D2/945

(58) **Field of Classification Search**
CPC A43B 5/00; A43B 5/001; A43B 5/003;
A43B 5/007; A43B 5/008; A43B 5/02;
A43B 5/025; A43B 5/06; A43B 5/08; A43B
5/10; A43B 5/12; A43B 5/14; A43B 5/145;
A43B 5/18; A43B 5/185; A43B 23/00;
A43B 23/021; A43B 23/0215; A43B 23/04;
A43B 23/042; A43B 23/045; A43B 23/047;
A43B 23/26; A43B 1/08; A43B 1/14; A43B
1/00
USPC D2/896, 902, 905, 906, 907, 908, 909,
D2/910, 911, 912, 943, 944, 945, 969, 972,
D2/973, 977, 978; 36/83, 113, 114, 115,
36/116, 126-131, 134, 3 R, 3 A, 45, 46.5,
36/47, 48, 49, 50.1, 50.5, 51, 52, 53, 54,
36/55, 56, 57, 58

See application file for complete search history.

(56) **References Cited**

U.S. PATENT DOCUMENTS

D144,140	S	*	3/1946	Sandler	D2/945
2,847,769	A	*	8/1958	Schlesinger	36/127
4,130,950	A	*	12/1978	Bazzle et al.	36/127
4,524,531	A	*	6/1985	VanDeripe	36/127
4,704,809	A	*	11/1987	Ballard	36/127
4,854,055	A	*	8/1989	Sugiyama et al.	36/127
5,197,210	A	*	3/1993	Sink	36/127
5,887,363	A	*	3/1999	Rhodes	36/127
D441,520	S	*	5/2001	Lane et al.	D2/969
D449,434	S	*	10/2001	Erickson et al.	D2/969
D478,413	S	*	8/2003	Robinson et al.	D2/969
D478,414	S	*	8/2003	Robinson et al.	D2/969
6,665,962	B2	*	12/2003	Shepherd	36/132
D511,882	S	*	11/2005	Robinson et al.	D2/969
D512,823	S	*	12/2005	Robinson et al.	D2/969
D514,293	S	*	2/2006	Feeney	D2/969
D524,016	S	*	7/2006	Robinson et al.	D2/902
D530,068	S	*	10/2006	Lane, III et al.	D2/969
D541,514	S	*	5/2007	Lane, III	D2/969

(Continued)

Primary Examiner — Elizabeth J Oswecki

(74) *Attorney, Agent, or Firm* — Daniel W. Sullivan


(57) **CLAIM**

The ornamental design for a golf shoe, as shown and described.

DESCRIPTION

FIG. 1 is a top perspective view of a golf shoe showing our new design;
FIG. 2 is a lateral side elevation view thereof;
FIG. 3 is a top plan view thereof;
FIG. 4 is a medial side elevation view thereof;
FIG. 5 is a bottom plan view thereof;
FIG. 6 is a front elevation view thereof; and,
FIG. 7 is a rear elevation view thereof.
The broken lines shown on the top surface of the shoe in FIGS. 1-7 represent thread stitching. The broken lines in FIGS. 1-7 on the bottom of the shoe showing a shoe outsole, including cleats form no part of the claimed design.

1 Claim, 4 Drawing Sheets



(56)

References Cited

U.S. PATENT DOCUMENTS

D541,516 S * 5/2007 Lane, III D2/969
D560,343 S * 1/2008 Mochen D2/969
D560,897 S * 2/2008 Feeney et al. D2/969
D561,453 S * 2/2008 Lane et al. D2/969
D571,993 S 7/2008 Erickson
D571,996 S * 7/2008 Lane, III D2/969

D595,946 S * 7/2009 Lane et al. D2/969
D604,034 S * 11/2009 Bacon D2/969
D628,373 S * 12/2010 Lane, III D2/969
D628,786 S * 12/2010 Lane, III D2/969
D654,680 S 2/2012 Mochen
D656,307 S * 3/2012 Feeney et al. D2/969
D663,936 S * 7/2012 Lane D2/969
D709,684 S * 7/2014 Hlavacs D2/969

* cited by examiner




FIG. 1

FIG. 2

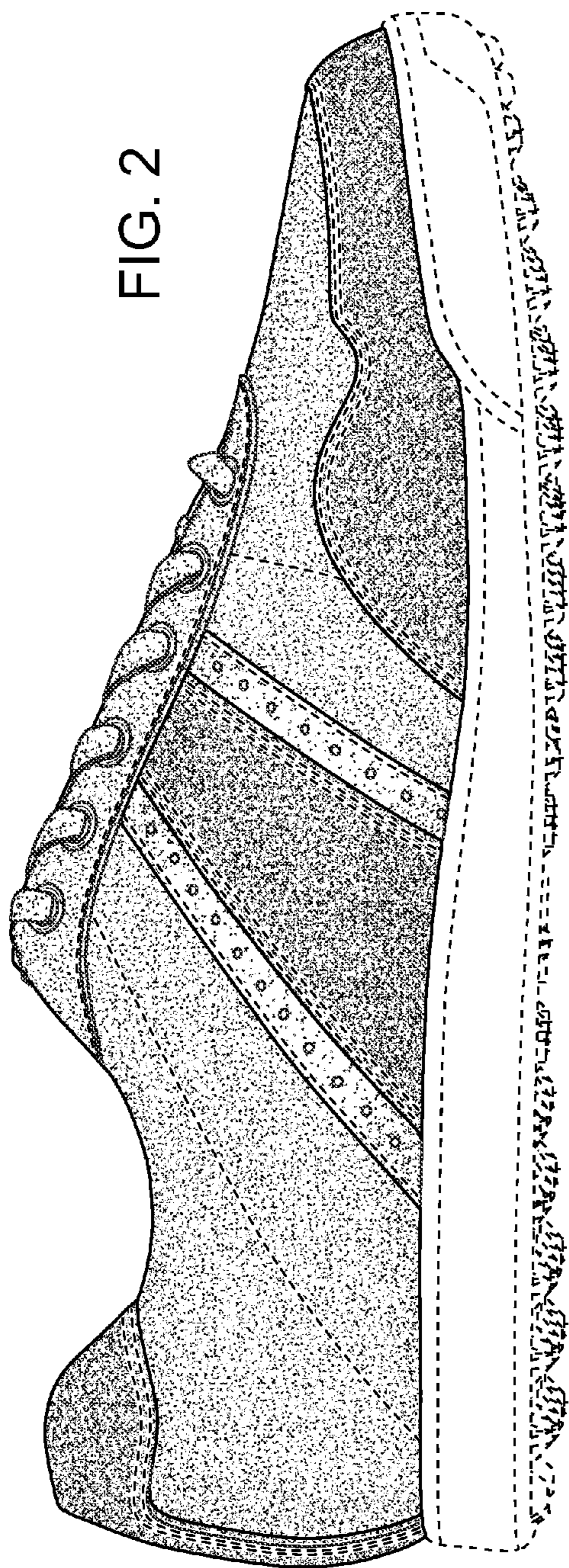
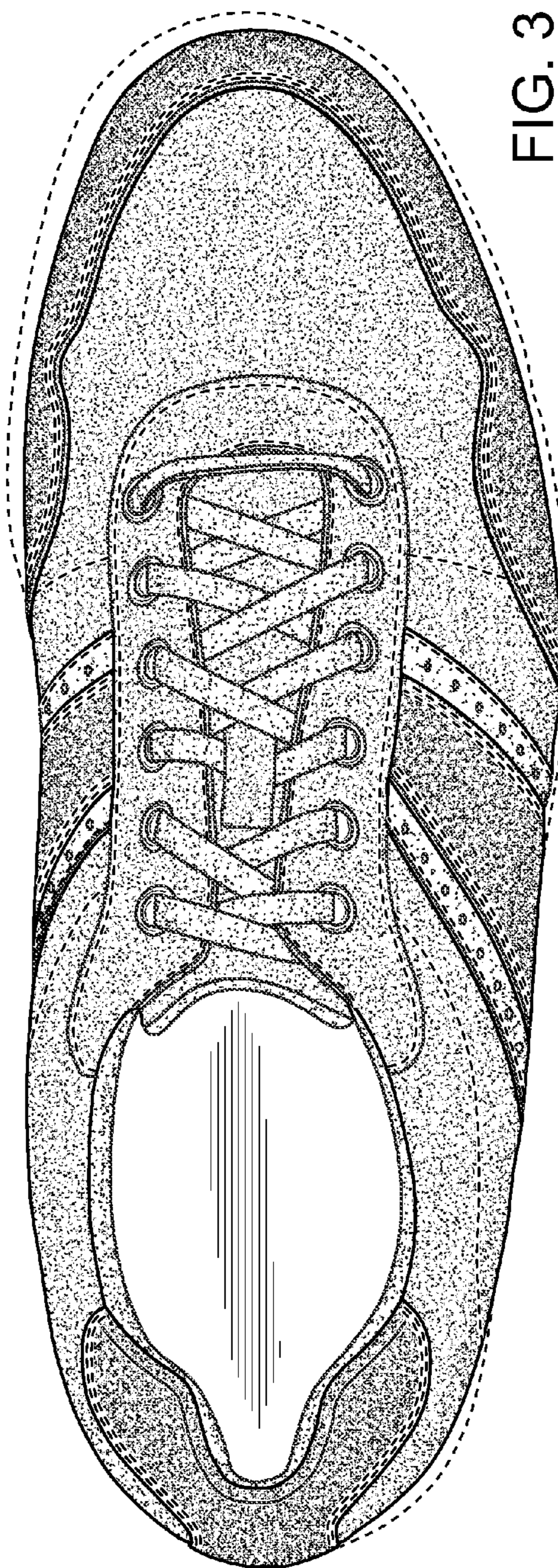


FIG. 3



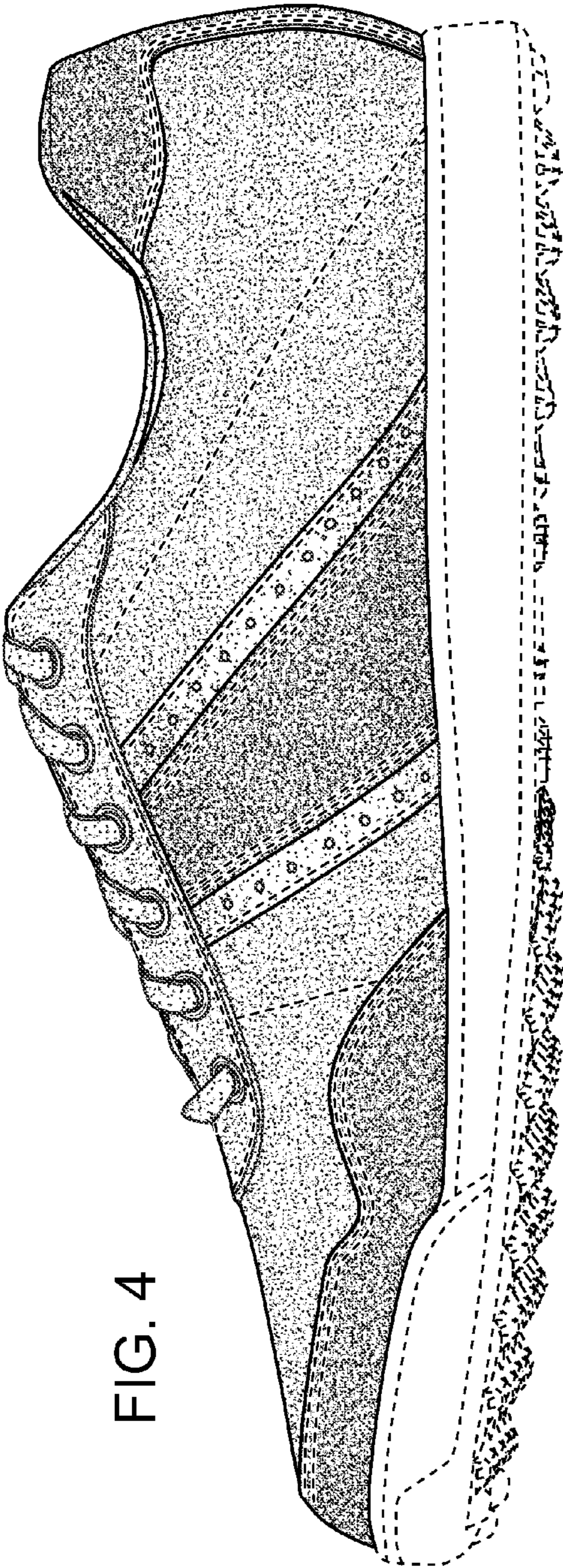


FIG. 4

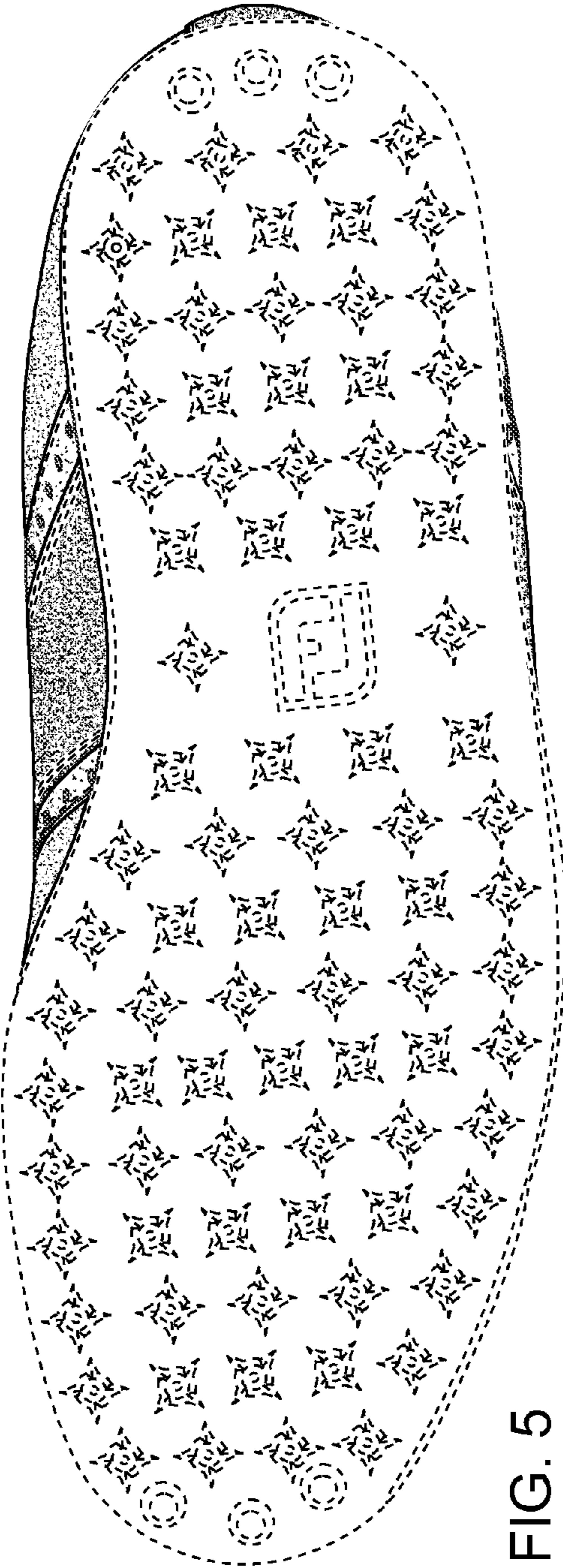


FIG. 5

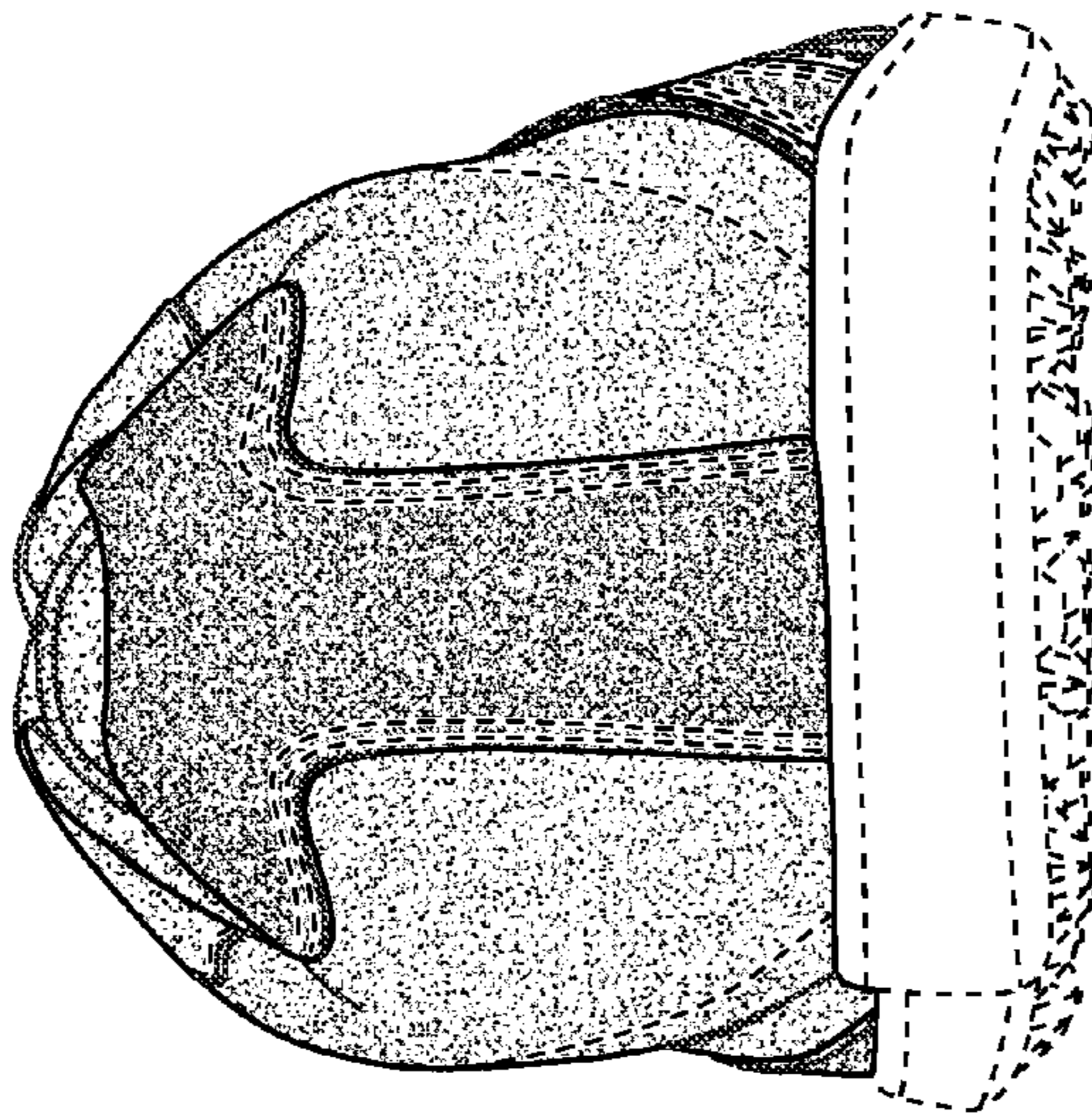


FIG. 6

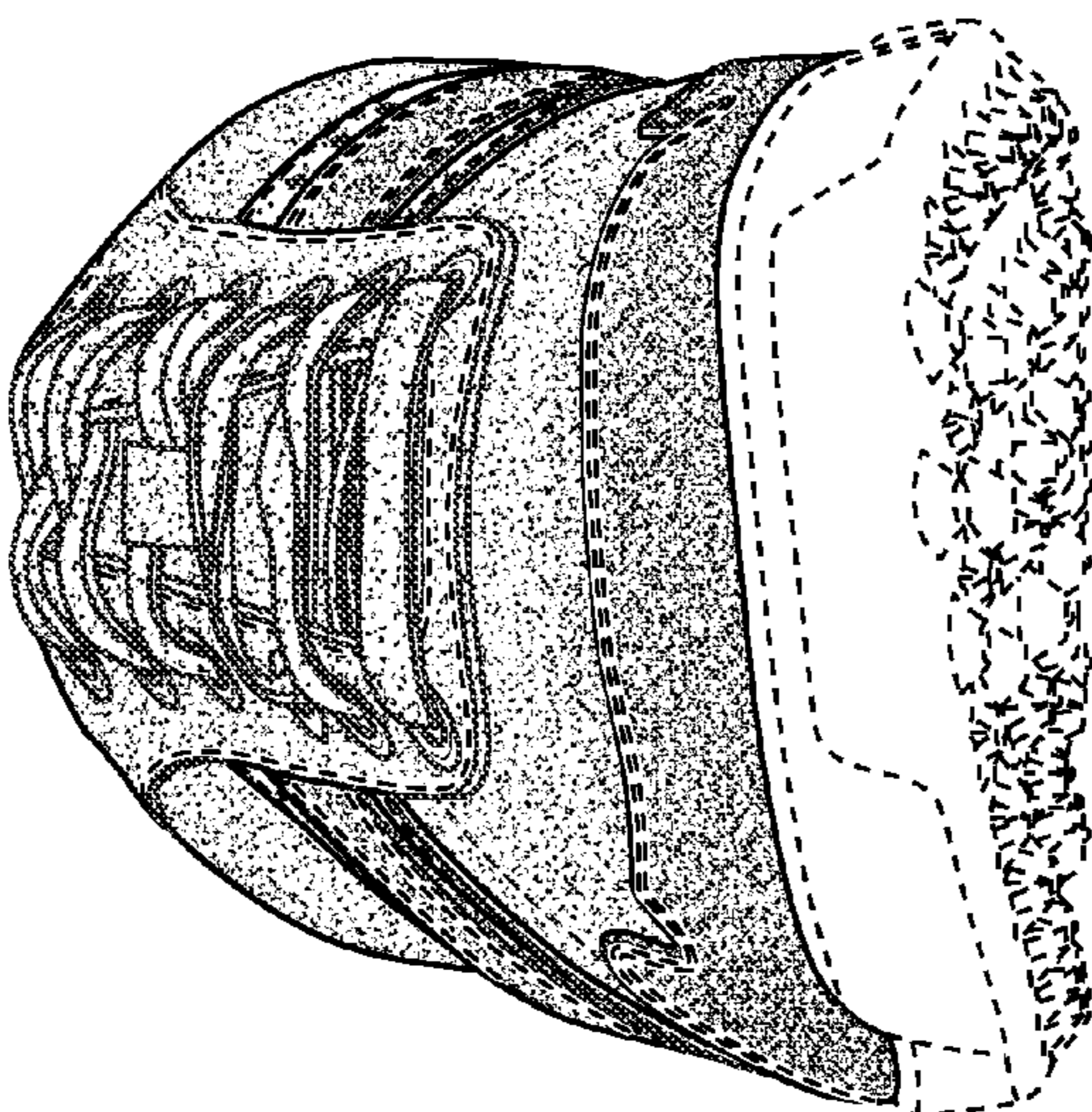


FIG. 7