



US00D728205S

(12) **United States Design Patent**
Weddle et al.

(10) **Patent No.:** **US D728,205 S**

(45) **Date of Patent:** **** May 5, 2015**

(54) **GOLF SHOE**

(71) Applicant: **Acushnet Company**, Fairhaven, MA (US)

(72) Inventors: **Daren S. Weddle**, Saugus, MA (US); **Douglas K. Robinson**, Mansfield, MA (US); **James Michael Feeney**, Marion, MA (US); **Robert S. Bento**, Raynham, MA (US)

(73) Assignee: **Acushnet Company**, Fairhaven, MA (US)

(**) Term: **14 Years**

(21) Appl. No.: **29/455,424**

(22) Filed: **May 20, 2013**

(51) **LOC (10) Cl.** **02-04**

(52) **U.S. Cl.**
USPC **D2/906; D2/945**

(58) **Field of Classification Search**
CPC A43B 5/00; A43B 5/001; A43B 5/003; A43B 5/007; A43B 5/008; A43B 5/02; A43B 5/025; A43B 5/06; A43B 5/08; A43B 5/10; A43B 5/12; A43B 5/14; A43B 5/145; A43B 5/18; A43B 5/185; A43B 23/00; A43B 23/021; A43B 23/0215; A43B 23/04; A43B 23/042; A43B 23/045; A43B 23/047; A43B 23/26; A43B 1/08; A43B 1/14; A43B 1/00

USPC D2/896, 902, 905, 906, 907, 908, 909, D2/910, 911, 912, 943, 944, 945, 969, 972, D2/973, 977, 978; 36/83, 113, 114, 115, 36/116, 126-131, 134, 3 R, 3 A, 45, 46.5, 36/47, 48, 49, 50.1, 50.5, 51, 52, 53, 54, 36/55, 56, 57, 58

See application file for complete search history.

(56) **References Cited**

U.S. PATENT DOCUMENTS

D81,538 S *	7/1930	Huth	D2/945
D108,103 S *	1/1938	Pick	D2/945
D130,845 S *	12/1941	Pick	D2/945
D247,934 S *	5/1978	Anderson	D2/945
4,524,531 A *	6/1985	VanDeripe	36/127
4,704,809 A *	11/1987	Ballard	36/127
4,819,940 A *	4/1989	Davis	473/217
D449,922 S *	11/2001	Pollastrelli	D2/969
D512,556 S *	12/2005	Lane et al.	D2/969
D514,292 S *	2/2006	Robinson et al.	D2/969
D514,293 S *	2/2006	Feeney	D2/969
D514,296 S *	2/2006	Erickson et al.	D2/969
D524,016 S *	7/2006	Robinson et al.	D2/902
D525,768 S *	8/2006	Robinson et al.	D2/906
D527,885 S *	9/2006	Young	D2/972
D528,283 S *	9/2006	Holmes	D2/972
D541,516 S *	5/2007	Lane, III	D2/969
D545,552 S *	7/2007	Petrie	D2/972

(Continued)

Primary Examiner — Elizabeth J Oswecki

(74) *Attorney, Agent, or Firm* — Daniel W. Sullivan

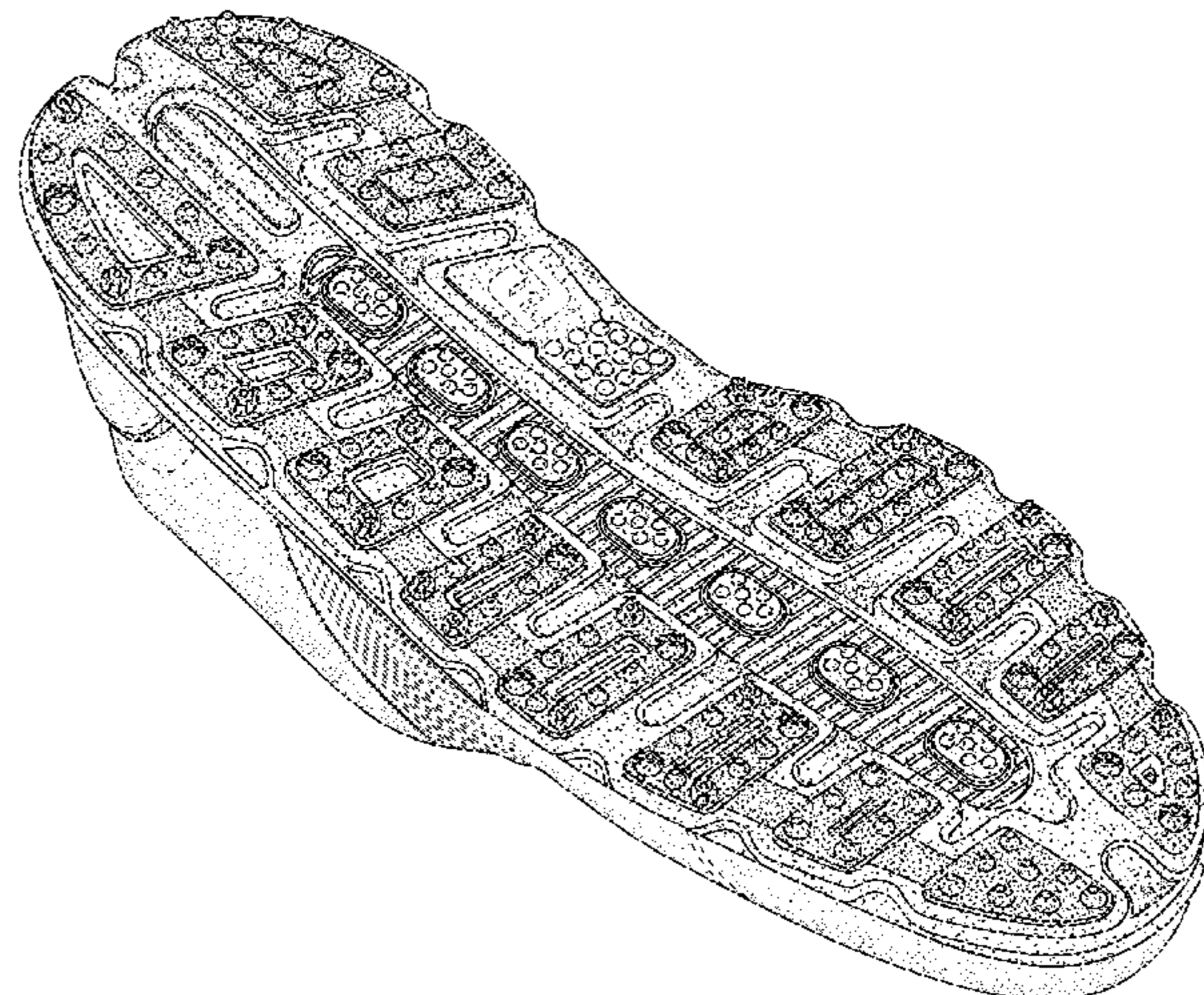

(57) **CLAIM**

The ornamental design for a golf shoe, as shown and described.

DESCRIPTION

FIG. 1 is a top perspective view of a golf shoe showing our new design;
FIG. 2 is a lateral side elevation view thereof;
FIG. 3 is a top plan view thereof;
FIG. 4 is a medial side elevation view thereof;
FIG. 5 is a bottom plan view thereof;
FIG. 6 is a rear elevation view thereof;
FIG. 7 is a front elevation view thereof; and,
FIG. 8 is a bottom perspective view thereof.
The broken lines showing the logo, "FJ," on the shoe form no part of the claimed design. All remaining broken lines represent thread stitching.

1 Claim, 5 Drawing Sheets



(56)

References Cited

U.S. PATENT DOCUMENTS

D545,558 S *	7/2007	McDowell	D2/972	D595,946 S *	7/2009	Lane et al.	D2/969
D552,337 S	10/2007	Parekh et al.			D604,034 S *	11/2009	Bacon	D2/969
D560,339 S *	1/2008	Lane et al.	D2/969	D608,081 S	1/2010	Bacon et al.		
D560,341 S	1/2008	Mochen			D628,373 S *	12/2010	Lane, III	D2/969
D560,343 S	1/2008	Mochen			D628,786 S *	12/2010	Lane, III	D2/969
D563,631 S *	3/2008	Dolce et al.	D2/896	D648,103 S *	11/2011	Chionna	D2/906
D595,040 S *	6/2009	Mochen	D2/969	D663,932 S *	7/2012	Bacon	D2/969
					D663,936 S *	7/2012	Lane	D2/969
					8,621,768 B2 *	1/2014	Robinson et al.	36/127
					D709,684 S *	7/2014	Hlavacs	D2/969

* cited by examiner

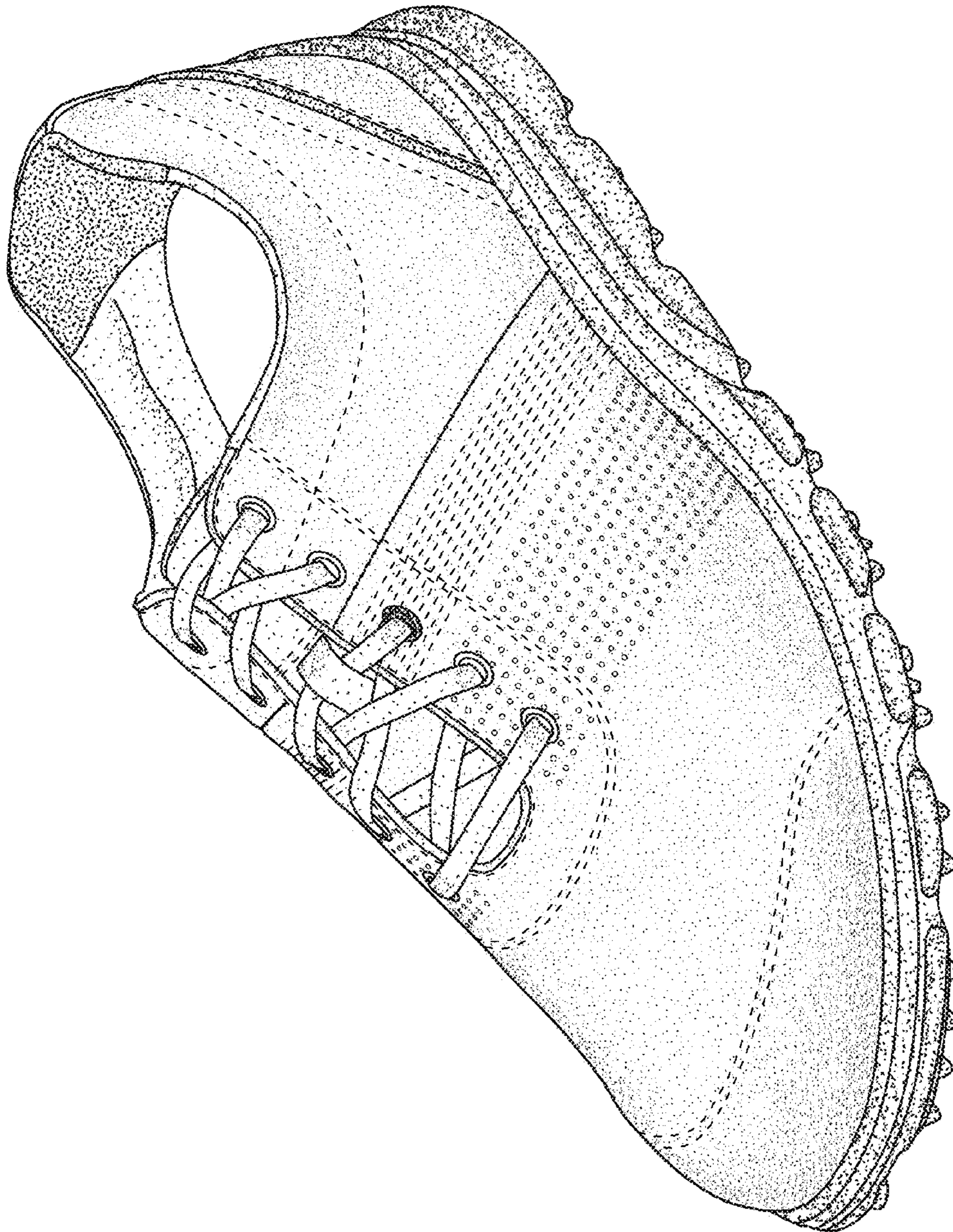


FIG. 1

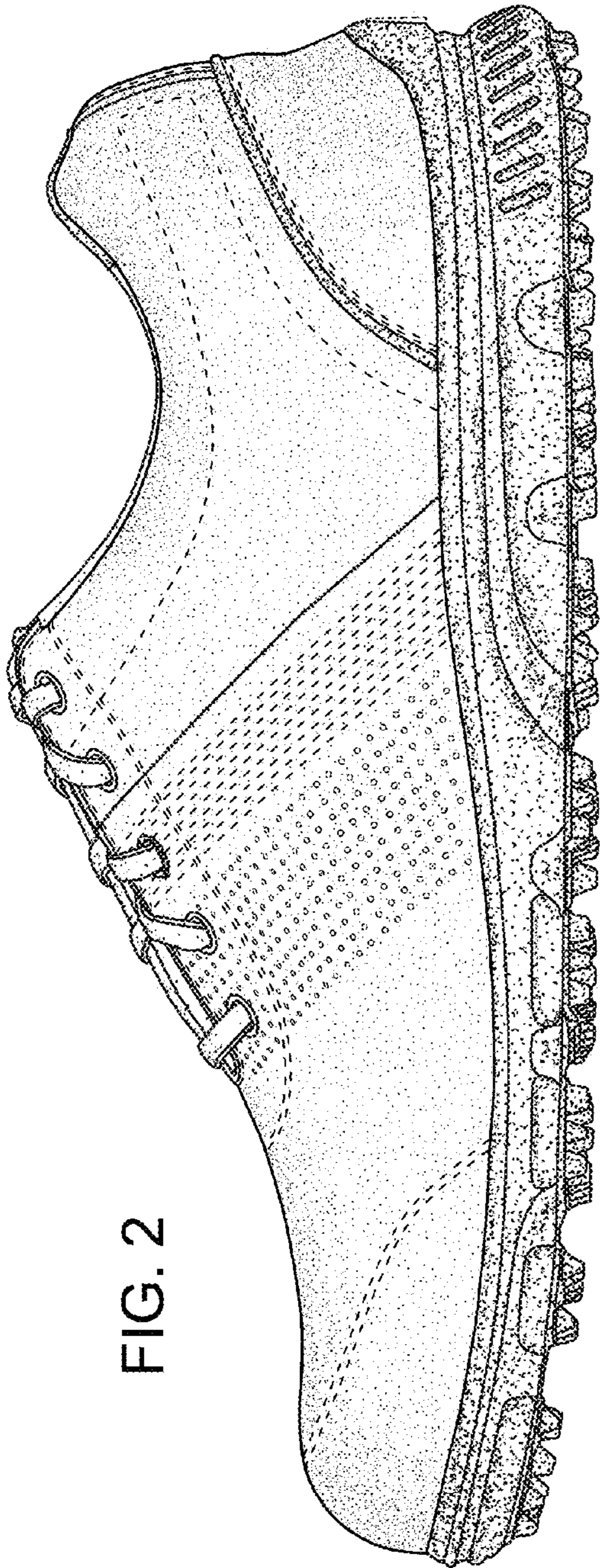


FIG. 2

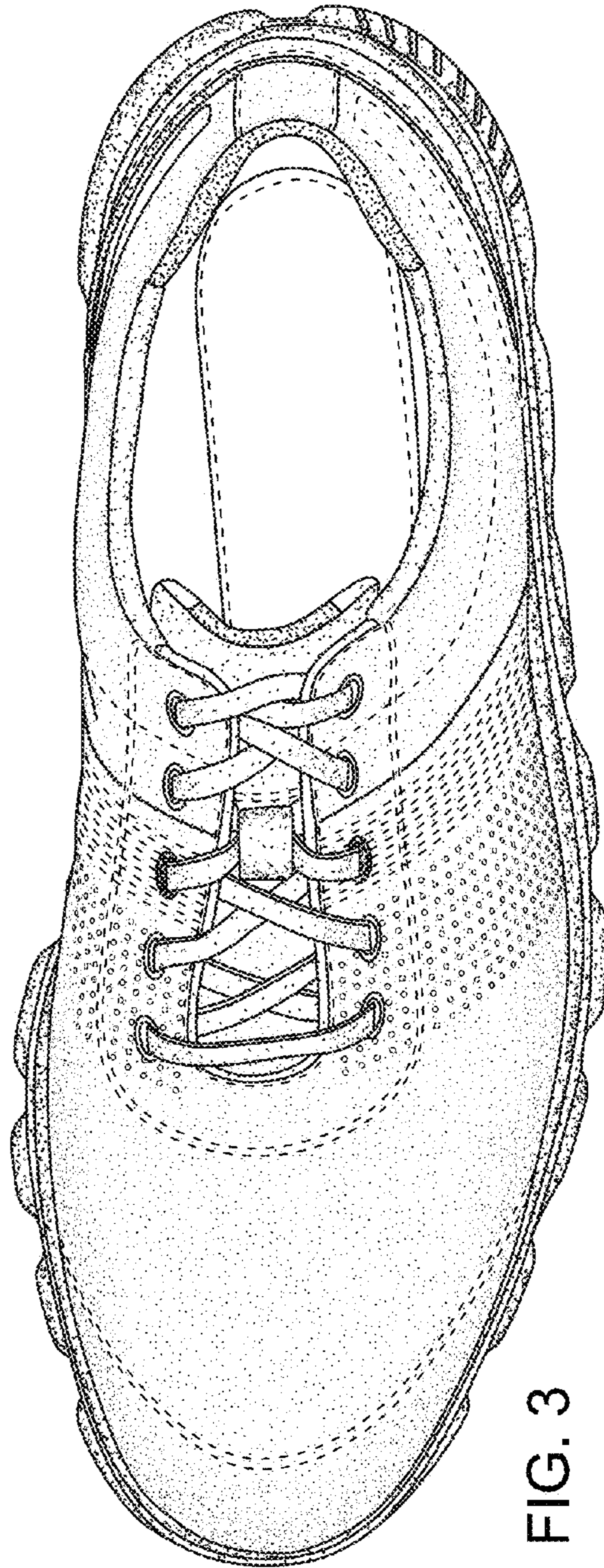


FIG. 3

FIG. 4

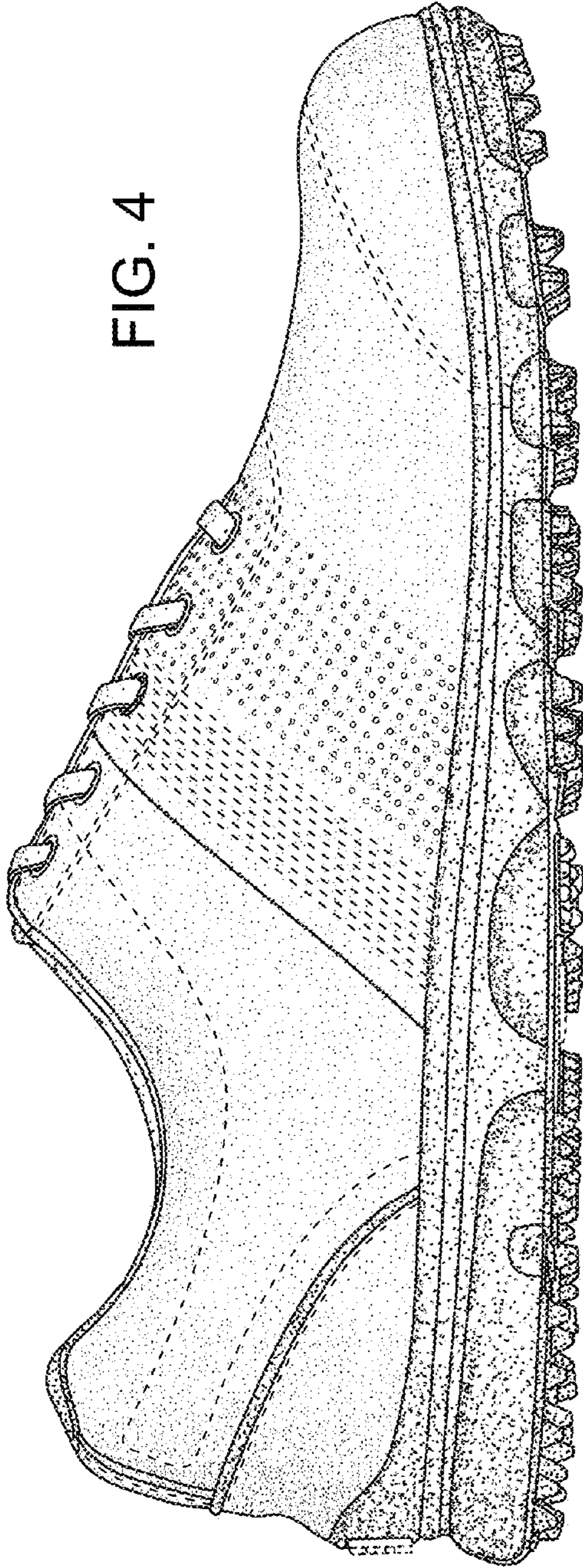
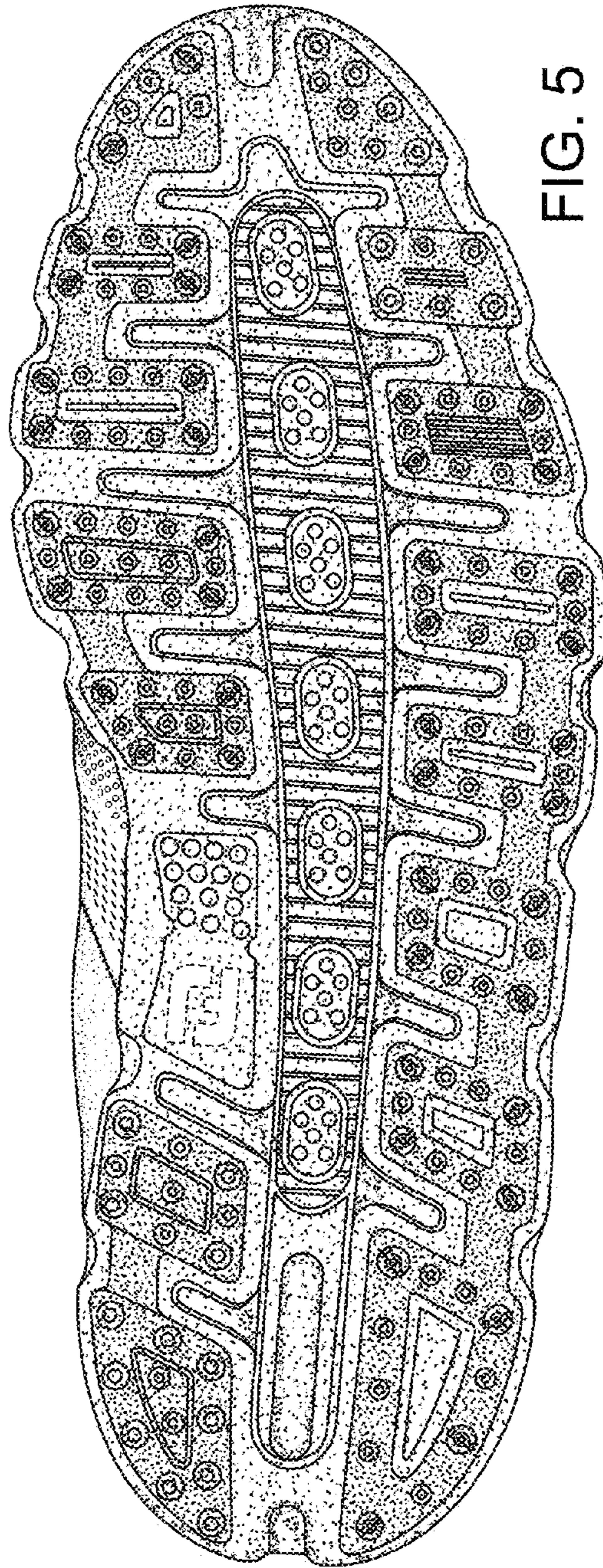


FIG. 5



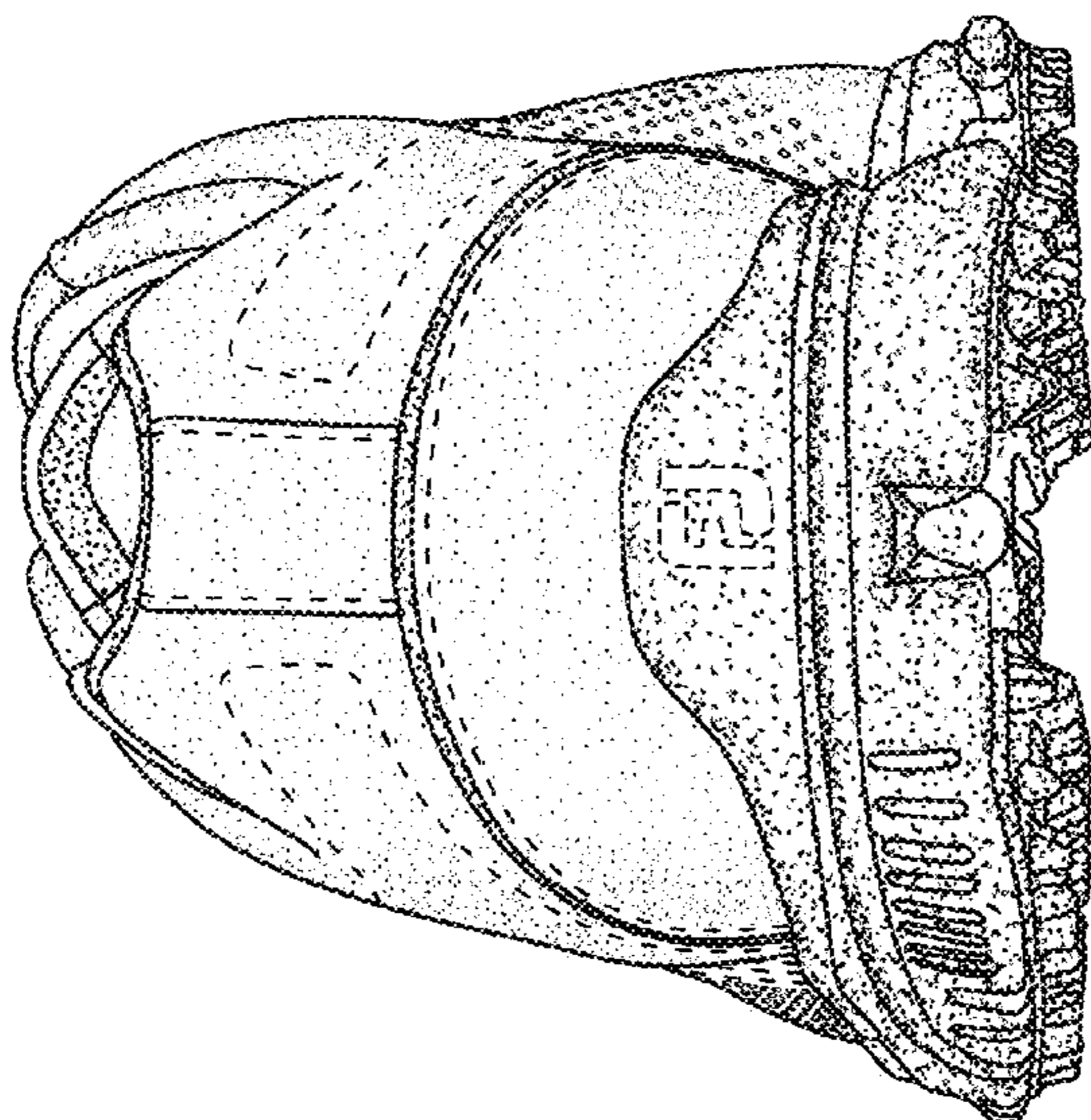


FIG. 6

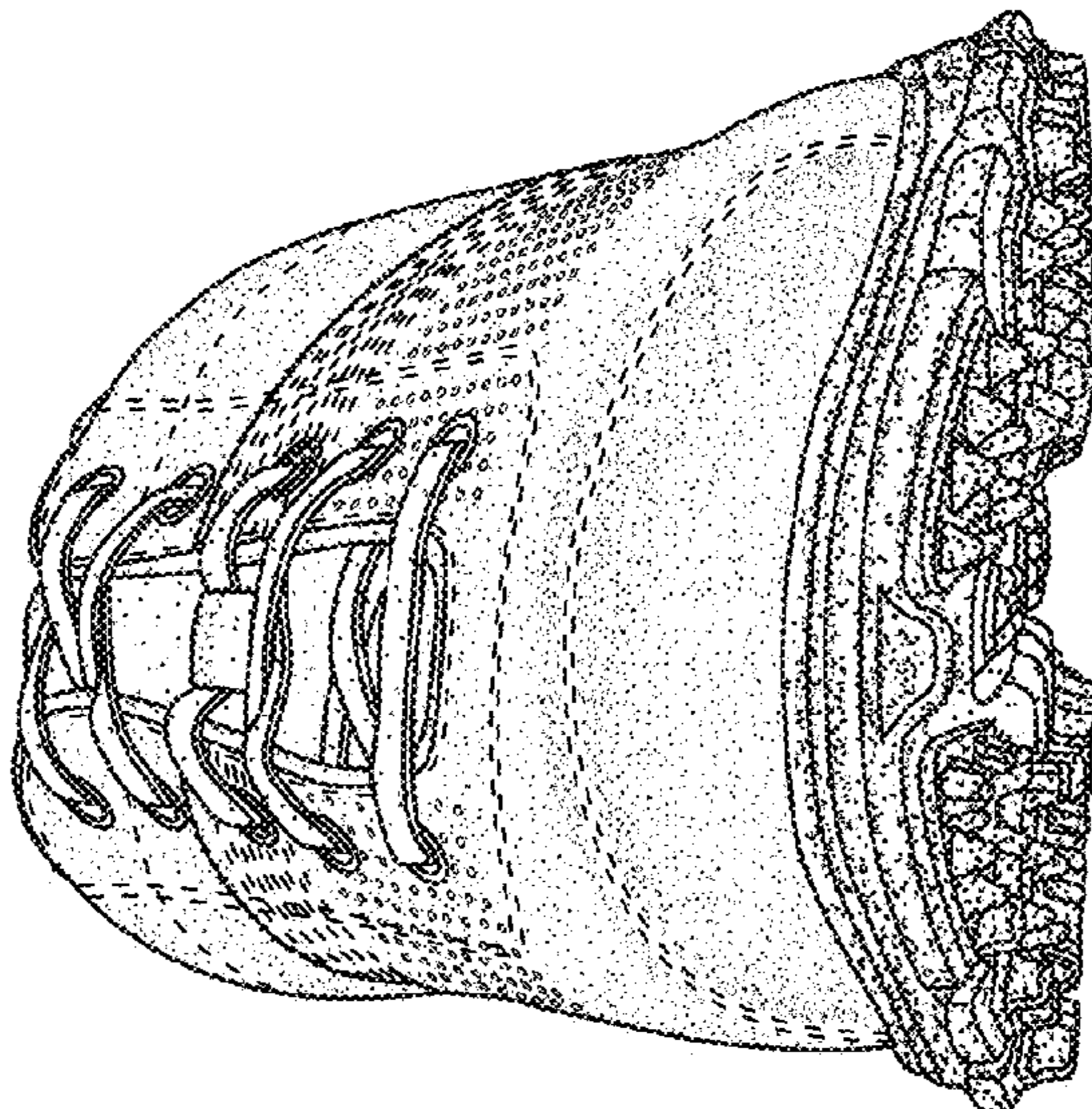


FIG. 7

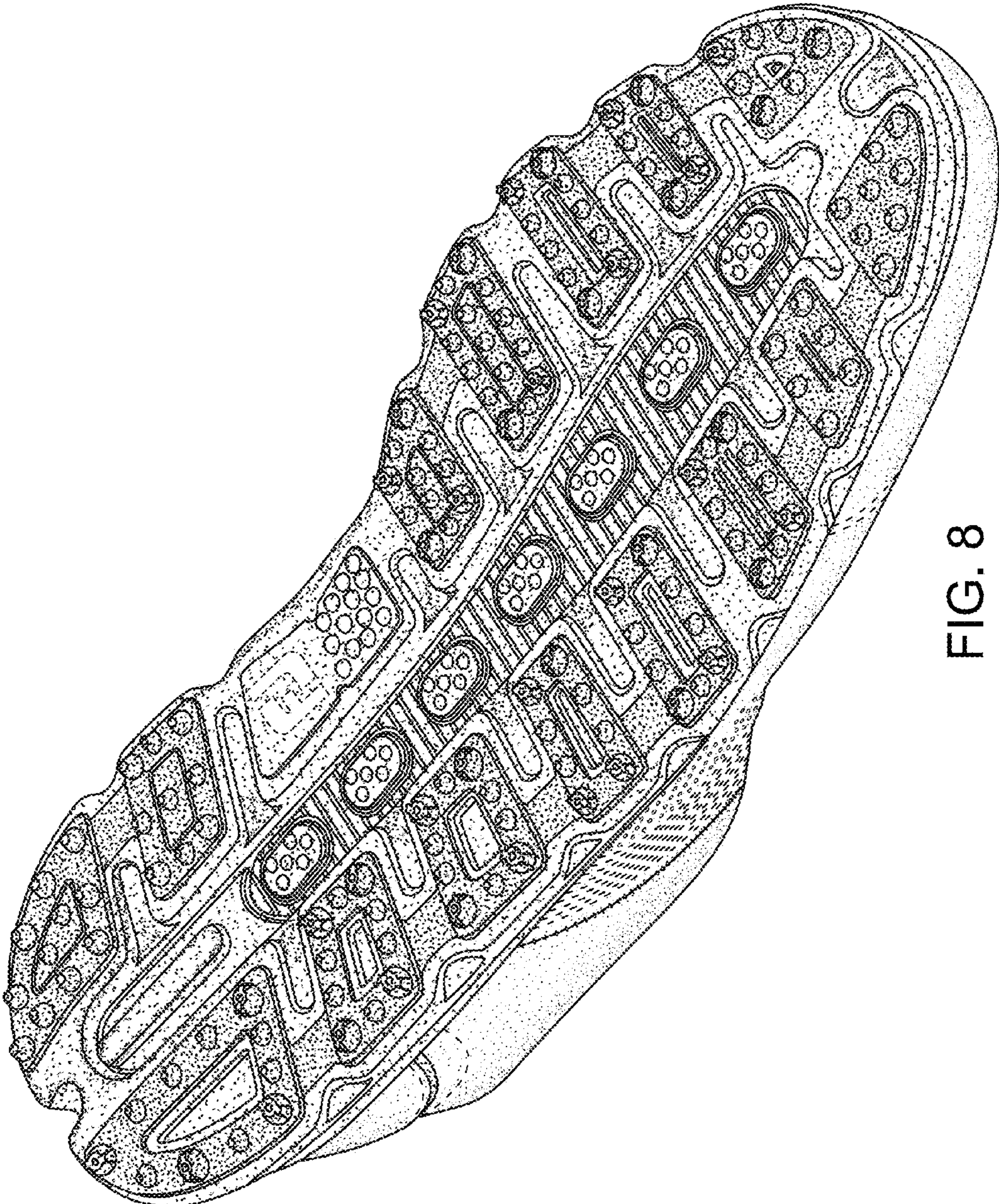


FIG. 8