



US00D728199S

(12) **United States Design Patent**
Barski

(10) **Patent No.:** **US D728,199 S**

(45) **Date of Patent:** **** May 5, 2015**

(54) **SWADDLING GARMENT WITH MESH PORTION**

(71) Applicant: **Karen H. Barski**, Trumbull, CT (US)

(72) Inventor: **Karen H. Barski**, Trumbull, CT (US)

(**) Term: **14 Years**

(21) Appl. No.: **29/492,356**

(22) Filed: **May 30, 2014**

Related U.S. Application Data

(63) Continuation-in-part of application No. 29/442,549, filed on Mar. 21, 2013, and a continuation-in-part of application No. 29/421,376, filed on Jul. 12, 2012, now Pat. No. Des. 718,017.

(51) **LOC (10) Cl.** **02-02**

(52) **U.S. Cl.**
USPC **D2/719**

(58) **Field of Classification Search**
USPC 5/413 R, 482, 485, 486, 487, 488, 496, 5/501; D6/610, 611, 602, 603, 615, 621; D2/717-720, 724, 728, 739, 745, 746, D2/750, 751, 755, 823, 824, 828, 831, D2/840-842, 844, 846, 850, 860-862; 2/46, 69, 69.5, 71, 75, 80, 83, 84, 93, 2/106, 108, 113-115

See application file for complete search history.

(56) **References Cited**

U.S. PATENT DOCUMENTS

5,226,193 A * 7/1993 Chen 2/69.5
D457,709 S * 5/2002 Davis D2/717
D669,659 S 10/2012 Barski
8,555,414 B2 * 10/2013 Davis et al. 2/69
D696,486 S 12/2013 Barski
8,607,364 B2 12/2013 Barski

8,793,813 B2 * 8/2014 Waters et al. 2/69.5
D718,017 S * 11/2014 Barski D2/719
2003/0079271 A1 * 5/2003 Gillen et al. 2/102
2005/0120459 A1 * 6/2005 McConnell et al. 2/69.5
2010/0218299 A1 * 9/2010 Damir 2/69.5
2010/0257654 A1 * 10/2010 Waters et al. 2/69.5

FOREIGN PATENT DOCUMENTS

CA 149324 * 12/2013 2/2
CA 154281 * 12/2013 2/2

(Continued)

OTHER PUBLICATIONS

Woombie. <URL: http://www.woombie.com/lil_stud.html>. Visited Nov. 13, 2014. Swaddle with mesh center panel.*

(Continued)

Primary Examiner — Bridget L Eland

Assistant Examiner — Lauren McVey

(74) *Attorney, Agent, or Firm* — Mark P. Stone

(57) **CLAIM**

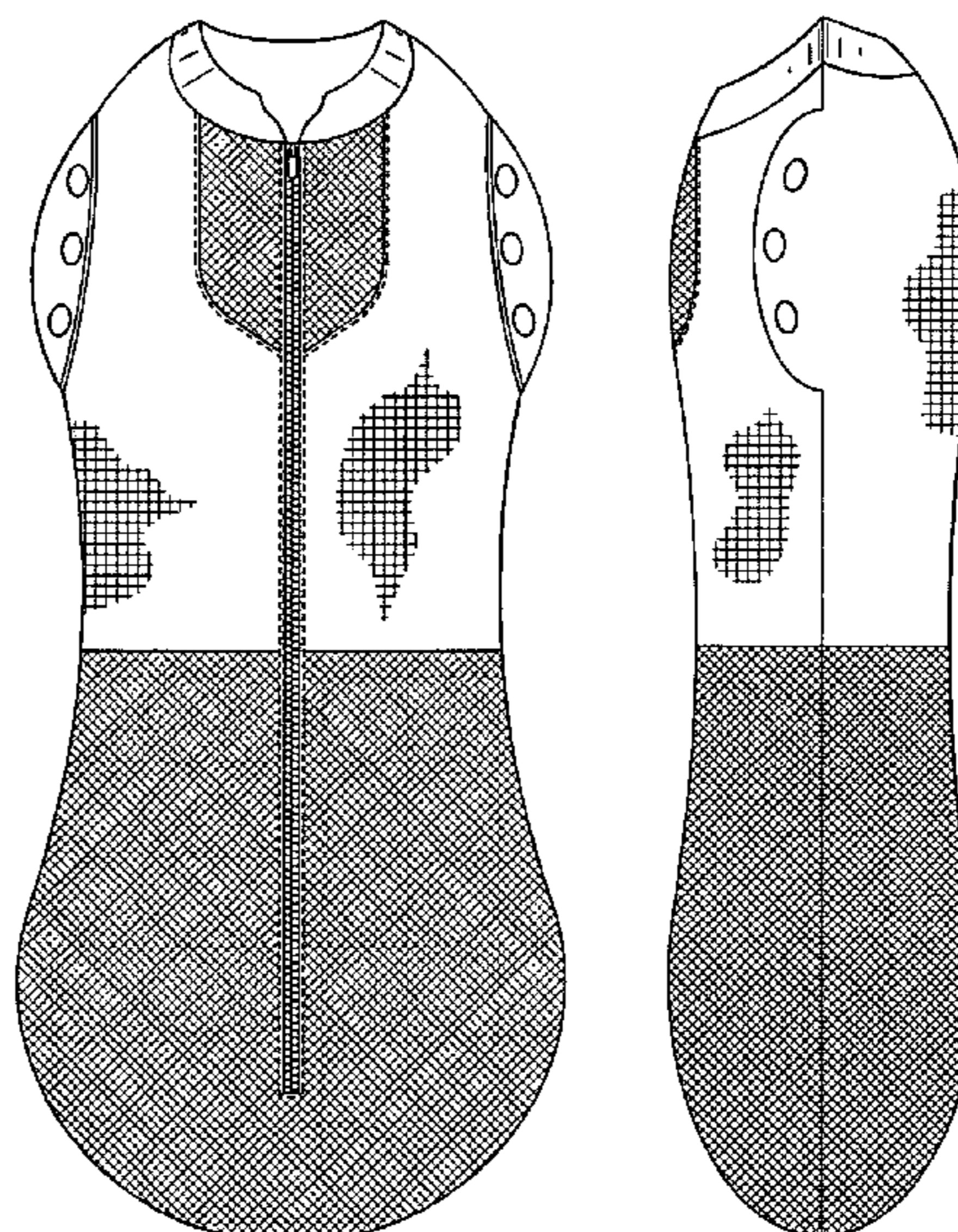
The ornamental design for “swaddling garment with mesh portion”, as shown and described.

DESCRIPTION

FIG. 1 is a front elevation view of a swaddling garment with mesh portion, showing my new design;
FIG. 2 is a rear view thereof;
FIG. 3 is a top plan view thereof;
FIG. 4 is a bottom plan view thereof;
FIG. 5 is a right side elevation view thereof; and,
FIG. 6 is a left side elevation view thereof.

The pattern sporadically depicted throughout the views is intended to indicate that the pattern is continuous throughout the surface on which the pattern is shown.

1 Claim, 4 Drawing Sheets



(56)

References Cited

FOREIGN PATENT DOCUMENTS

CA 154282 * 12/2013 2/2
WO WO2011000025 A1 * 1/2011 A41B 13/06

OTHER PUBLICATIONS

Lainies Gifts. <URL: <http://lainies.com.au/products/ergococoon-zip-up-baby-swaddle-0-2-tog>>. Visited Nov. 13, 2014. Swaddle with shoulder snaps.*

* cited by examiner

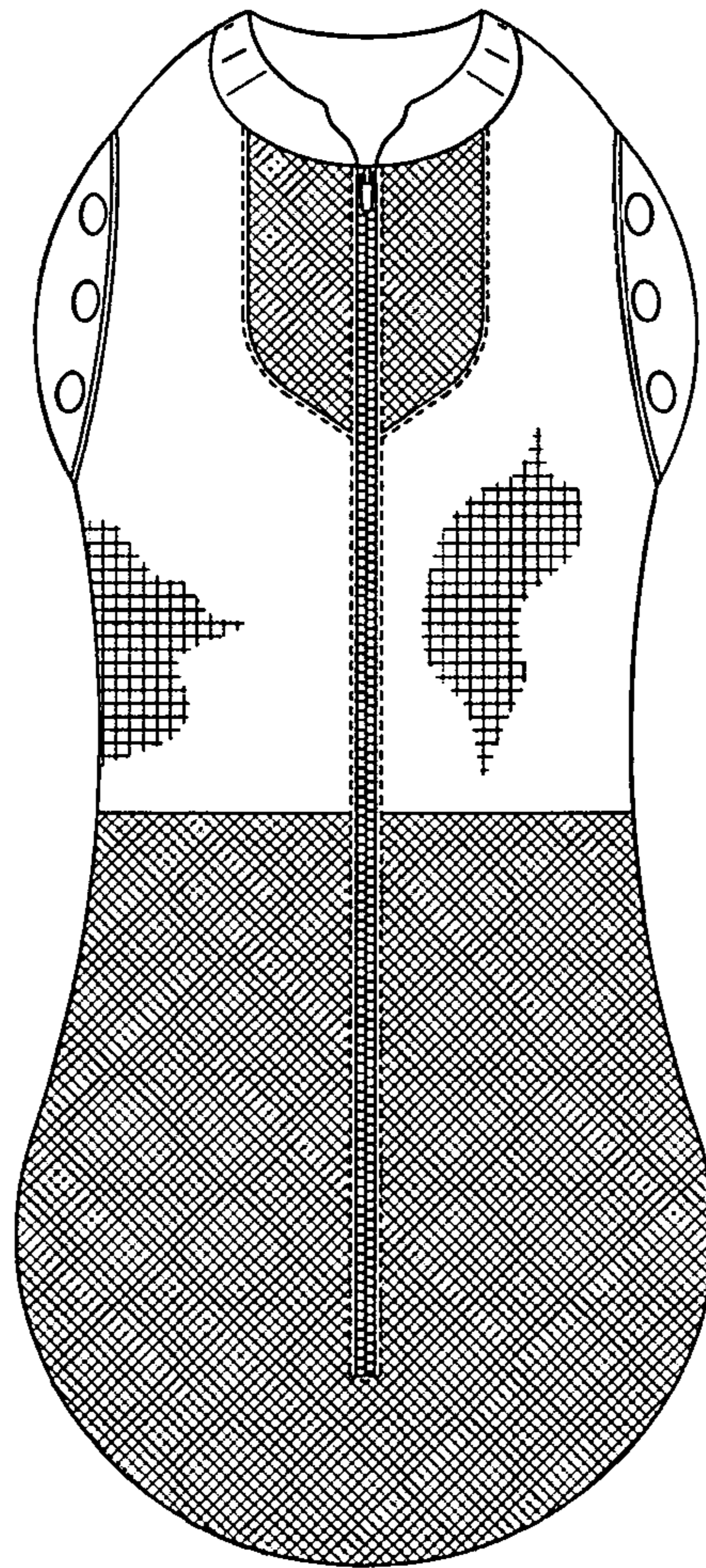


FIG. 1

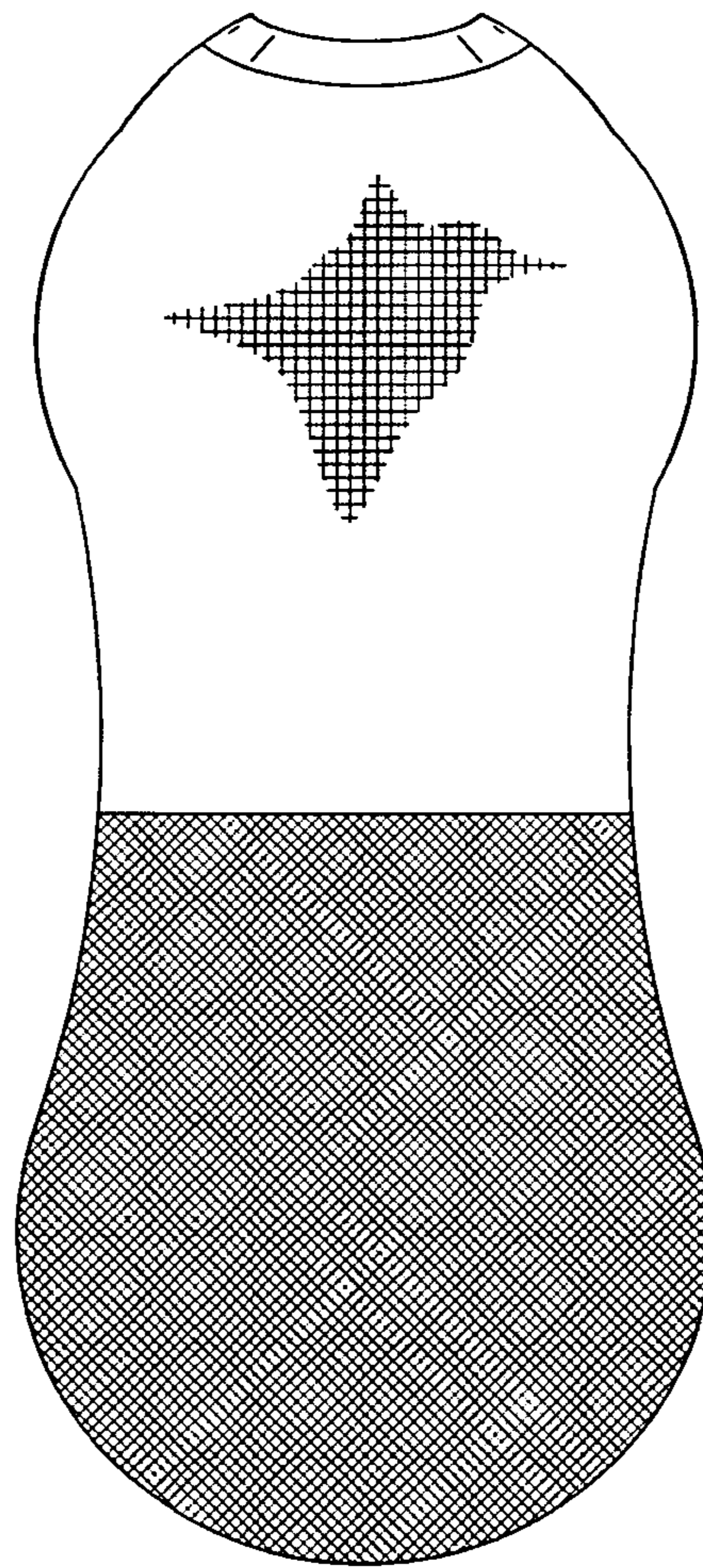


FIG. 2

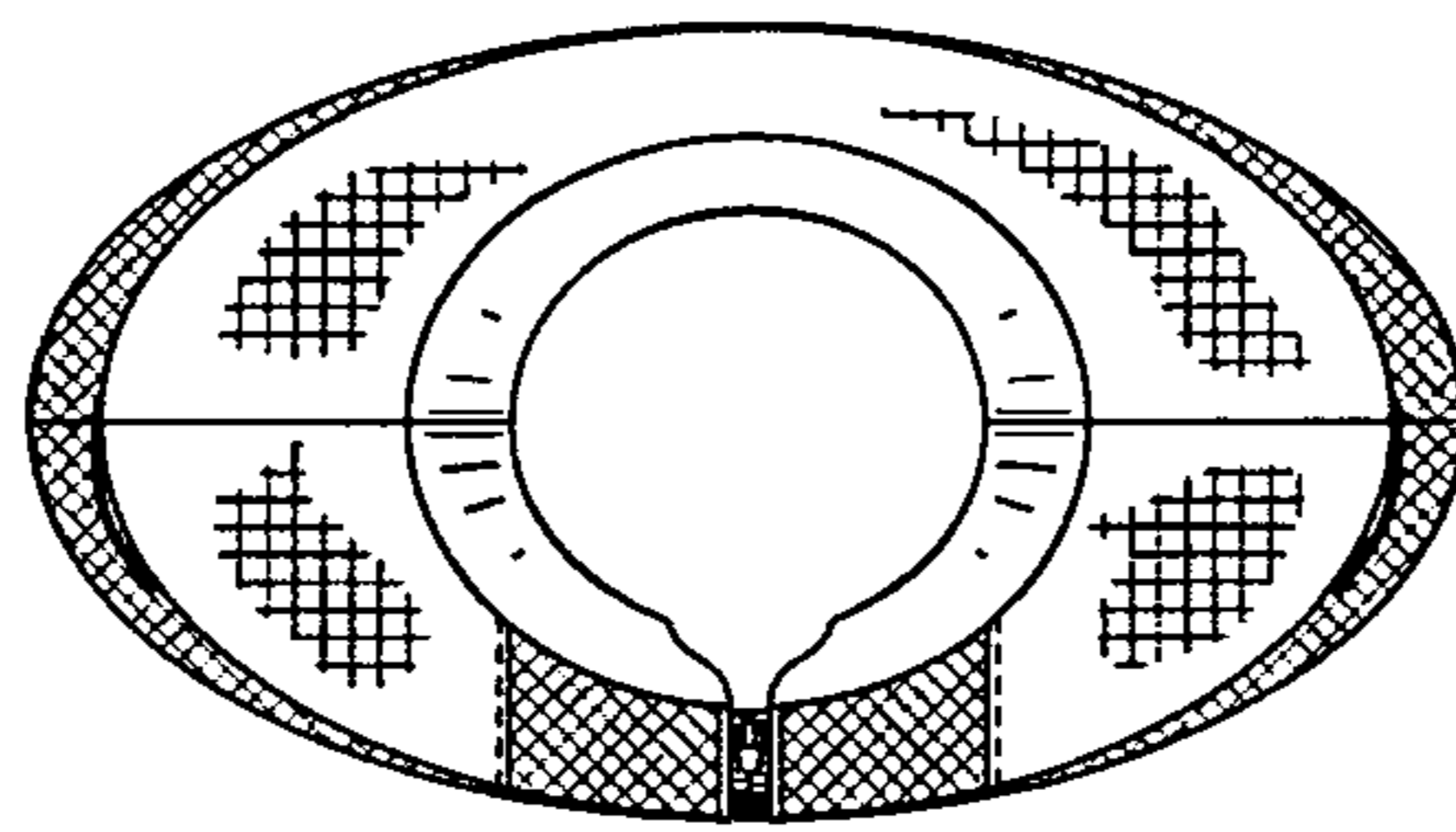


FIG. 3

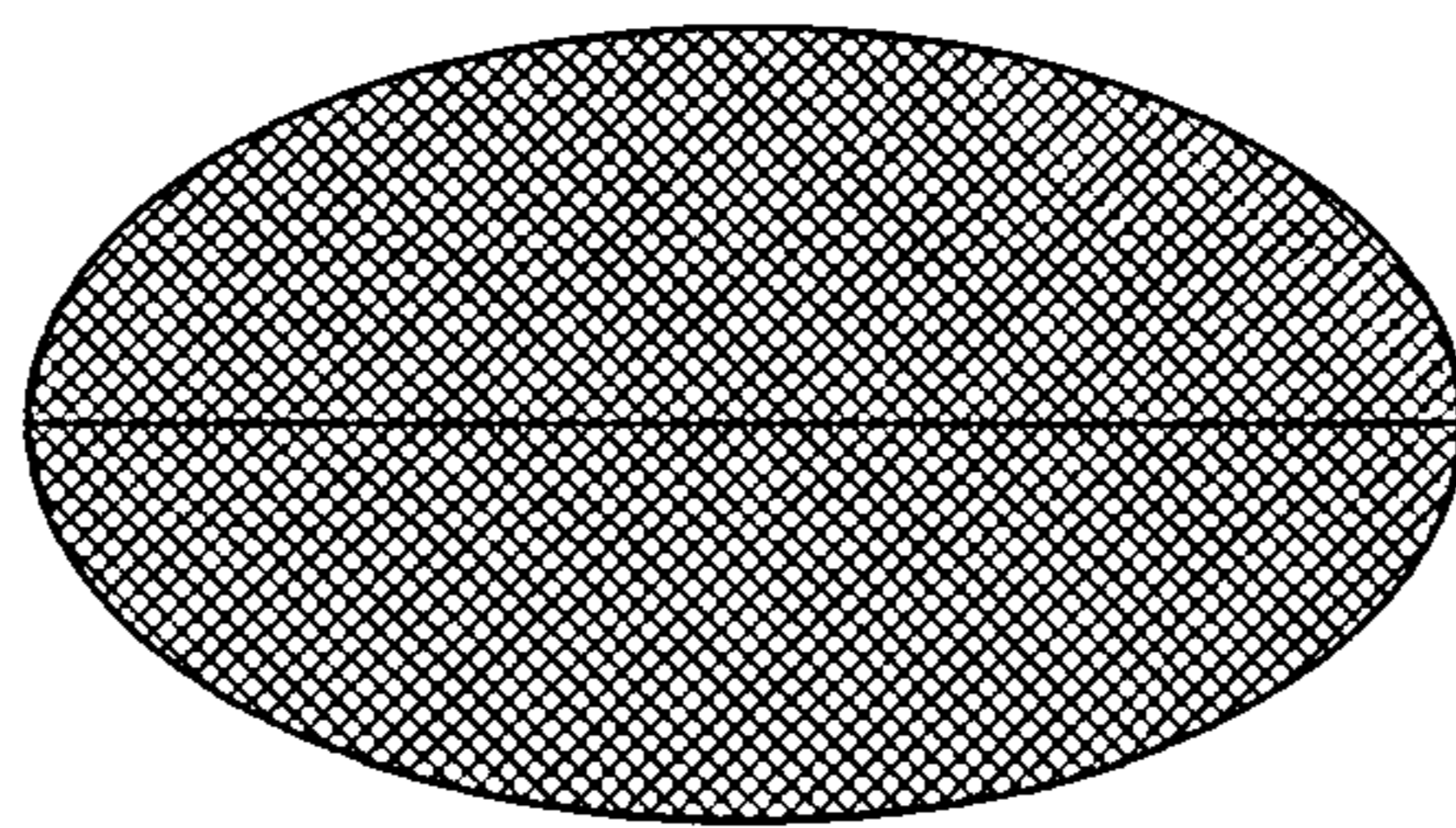


FIG. 4

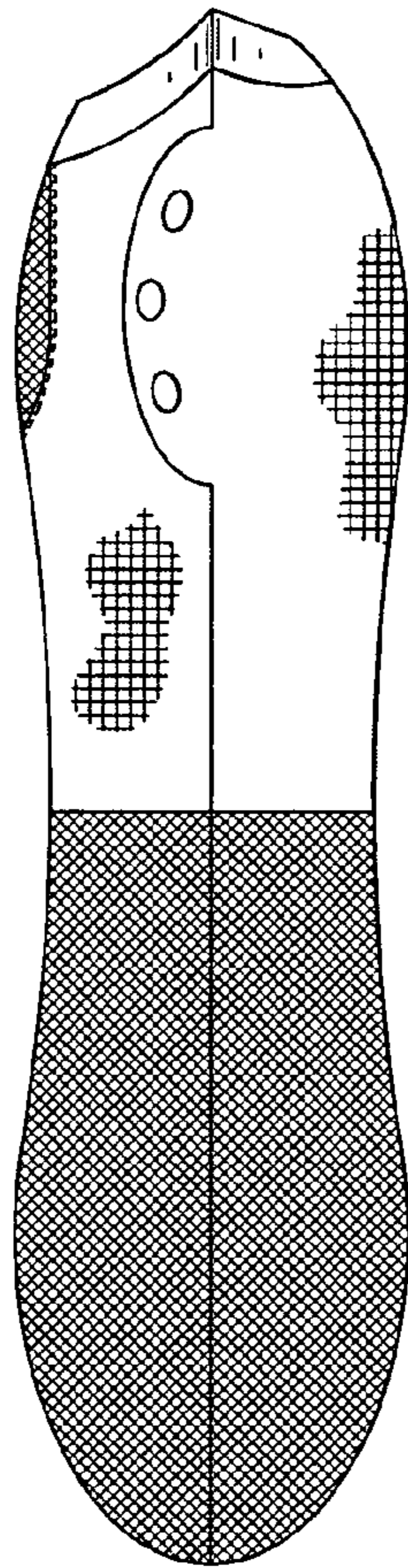


FIG. 5

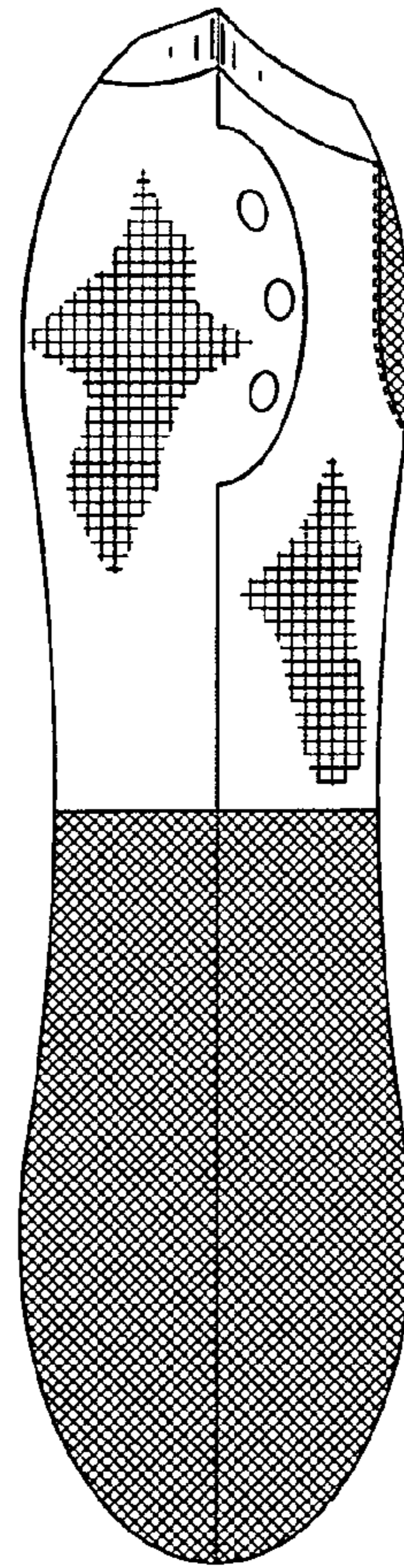


FIG. 6