



US00D728196S

(12) **United States Design Patent**
Stevens

(10) **Patent No.:** **US D728,196 S**

(45) **Date of Patent:** **** May 5, 2015**

(54) **BELT**

(71) Applicant: **Nathaniel D. Stevens**, Chula Vista, CA
(US)

(72) Inventor: **Nathaniel D. Stevens**, Chula Vista, CA
(US)

(**) Term: **14 Years**

(21) Appl. No.: **29/487,553**

(22) Filed: **Apr. 9, 2014**

(51) **LOC (10) Cl.** **02-07**

(52) **U.S. Cl.**
USPC **D2/637**

(58) **Field of Classification Search**
CPC A44B 11/2519; A44B 11/2592; A44B
11/2561; A44B 11/2569; A44B 11/266
USPC D2/624, 627-629, 633, 636, 638, 639,
D2/728, 853, 999; D3/215, 217, 318;
D11/3, 38, 200, 212, 228, 230, 231;
2/44, 236, 300, 305, 310-312, 330,
2/337, 338, 908, 912, 913; 24/614-616,
24/625, 633; 59/78, 80-83; 63/3, 3.1, 3.2,
63/4, 5.1, 5.2

See application file for complete search history.

(56) **References Cited**

U.S. PATENT DOCUMENTS

1,701,941 A * 2/1929 Allsopp 59/91
D374,111 S * 10/1996 Wilson D2/633
D378,305 S * 3/1997 Tolleson D2/624
D445,055 S * 7/2001 Subilia D11/3

D469,382 S * 1/2003 Schmitz D11/200
D581,315 S * 11/2008 Paris et al. D11/200
D688,156 S * 8/2013 Baca et al. D11/200
8,561,268 B2 * 10/2013 Hortnagl 24/648
2010/0071173 A1 * 3/2010 Hortnagl 24/651
2014/0215773 A1 * 8/2014 Hortnagl 24/633
2014/0298858 A1 * 10/2014 Chang et al. 63/1.13

OTHER PUBLICATIONS

Think Geek. Doctor Who Belts. Mar. 2013 [online], [site visited Oct. 29, 2014]. Available from Internet, <URL:http://www.thinkgeek.com/product/f45c/>.*

* cited by examiner

Primary Examiner — Robert M Spear

Assistant Examiner — Darcey E Heflin

(74) *Attorney, Agent, or Firm* — GSS Law Group

(57) **CLAIM**

The ornamental design for a belt, as shown and described.

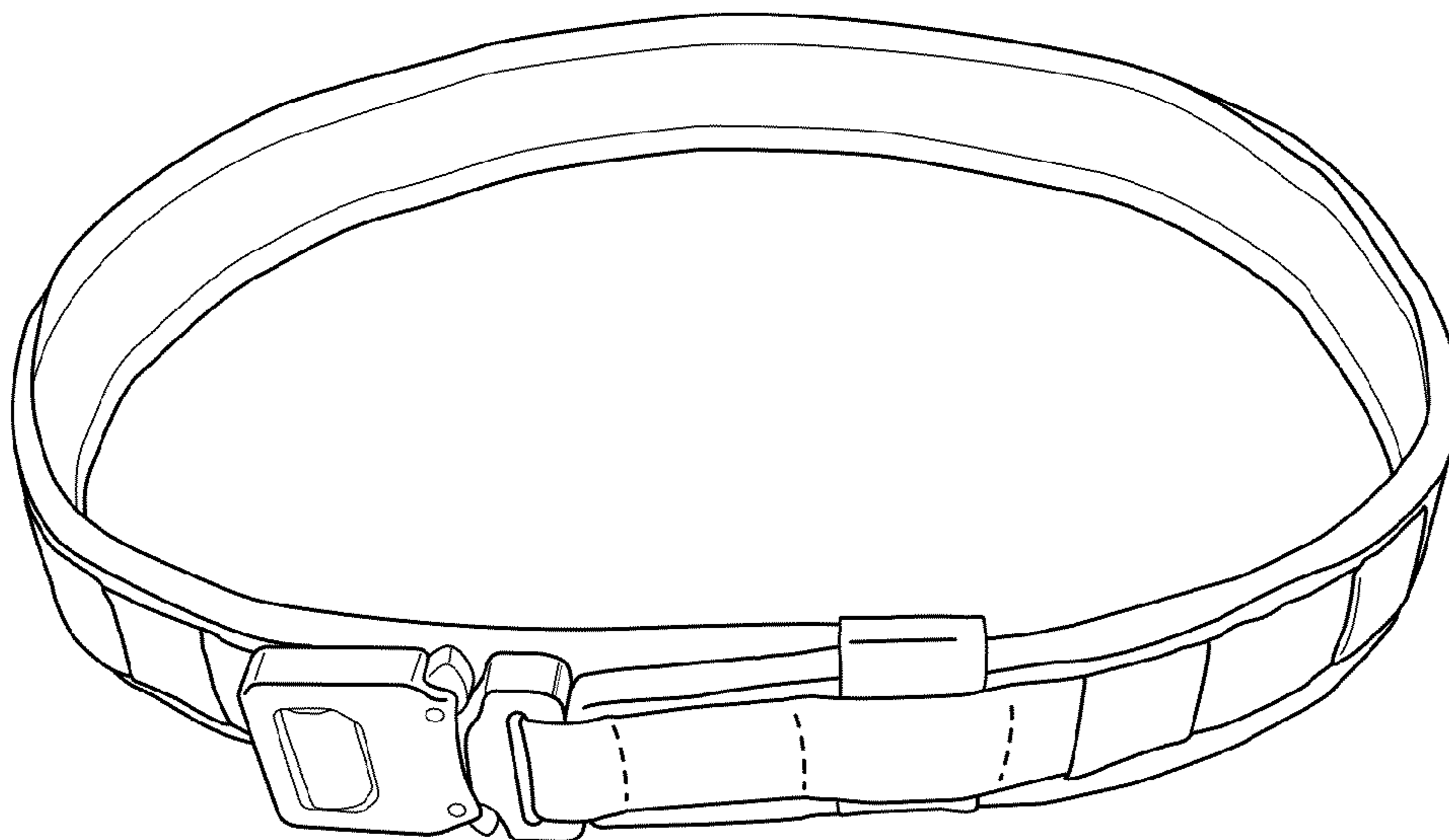
DESCRIPTION

FIG. 1 is a close up elevation view of a first end of the belt. FIG. 2 is a close up elevation view of a second end of the belt. FIG. 3 is a side elevation view of the belt shown looped as it would be worn, the opposite side being a mirror image thereof.

FIG. 4 is a front perspective view of the belt shown looped as it would be worn, the broken lines indicate claimed stitching on the belt.

FIG. 5 is a back elevation view of the belt, the broken lines indicate claimed stitching on the belt; and, FIG. 6 is a front elevation view of the belt.

1 Claim, 4 Drawing Sheets



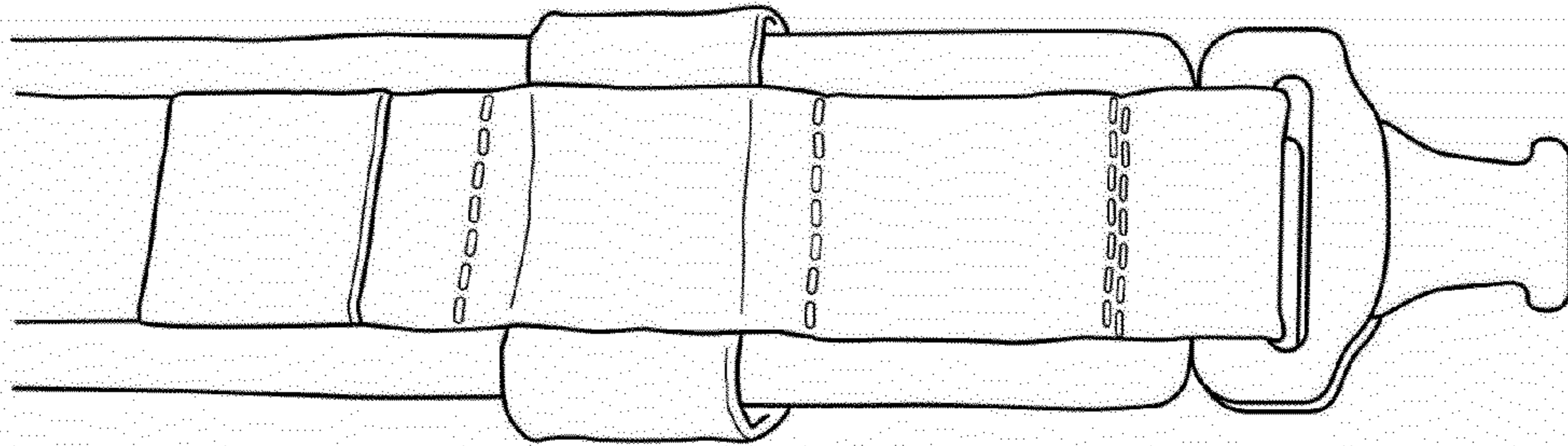


FIG. 1

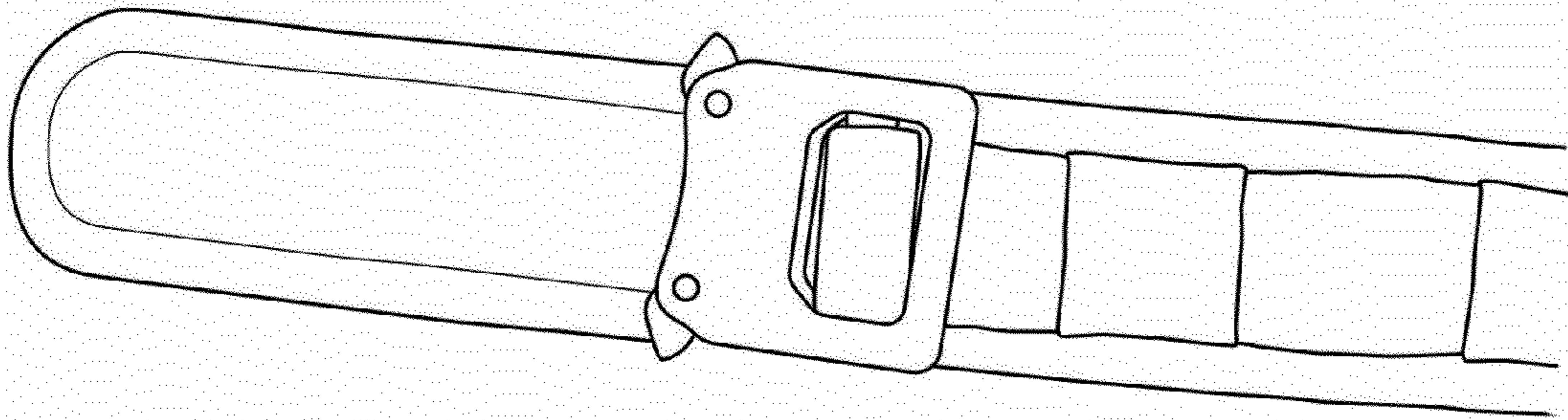


FIG. 2

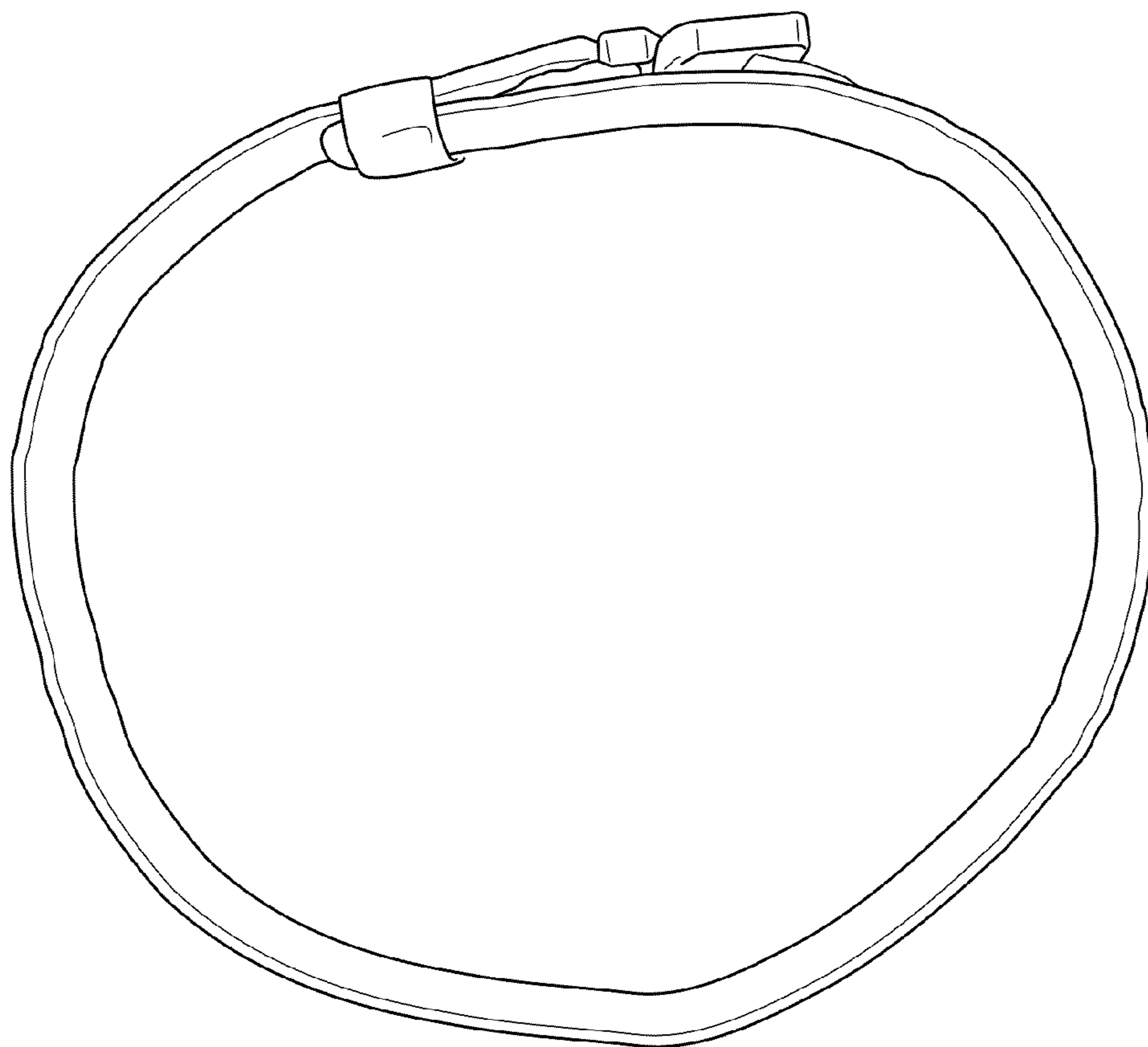


FIG. 3

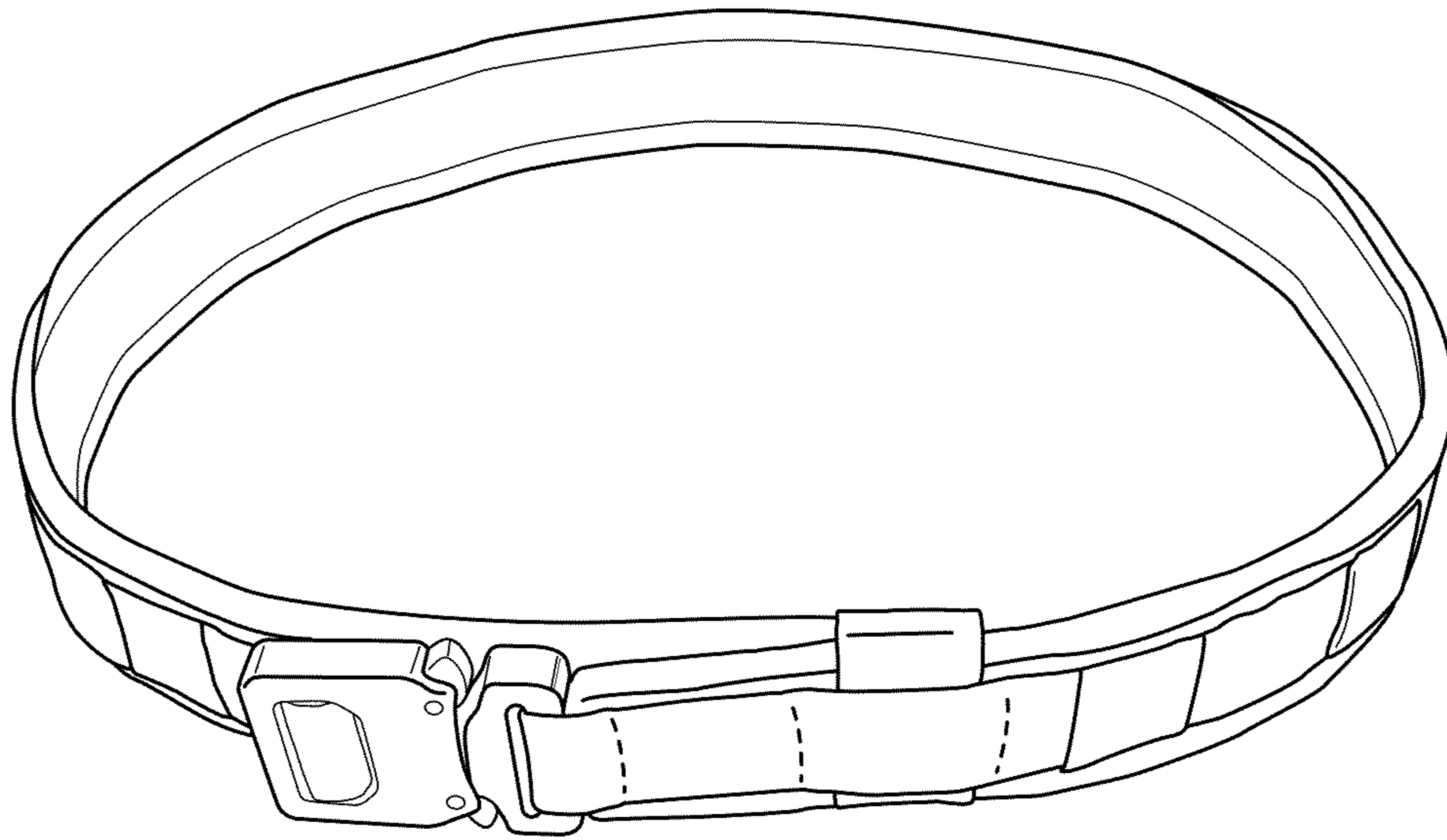


FIG. 4




FIG. 5

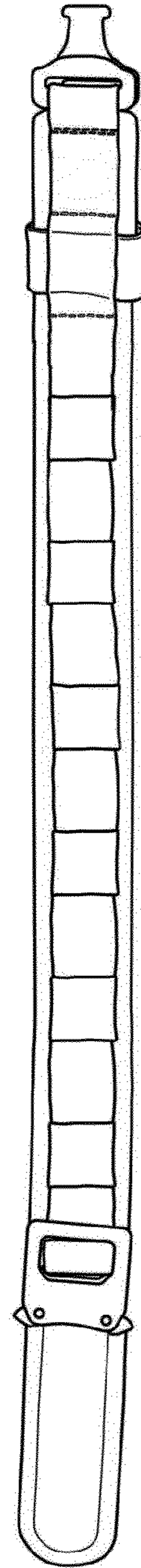


FIG. 6