

US00D728181S

(12) **United States Design Patent**
Venard et al.

(10) **Patent No.:** **US D728,181 S**

(45) **Date of Patent:** **** Apr. 28, 2015**

(54) **CLEANING PAD**

(71) Applicant: **Karcher North America, Inc.**,
Englewood, CO (US)

(72) Inventors: **Daniel C. Venard**, Centennial, CO (US);
Robin Hein, Littleton, CO (US); **Julie Rochelle**, Thornton, CO (US)

(73) Assignee: **Karcher North America, Inc.**,
Englewood, CO (US)

(**) Term: **14 Years**

(21) Appl. No.: **29/471,580**

(22) Filed: **Nov. 1, 2013**

(51) **LOC (10) Cl.** **04-01**

(52) **U.S. Cl.**
USPC **D32/40**

(58) **Field of Classification Search**
USPC D32/15, 40-46; 15/244.1-244.4, 208,
15/209.1, 341, 210.1

See application file for complete search history.

(56) **References Cited**

U.S. PATENT DOCUMENTS

D394,529 S * 5/1998 Glisch D32/25
D530,462 S * 10/2006 Davis et al. D32/15
D547,069 S * 7/2007 Braithwaite et al. D4/137

OTHER PUBLICATIONS

U.S. Appl. No. 13/961,673, filed Aug. 7, 2013, Venard et al.

* cited by examiner

Primary Examiner — Robin V Webster

(74) *Attorney, Agent, or Firm* — Sheridan Ross P.C.

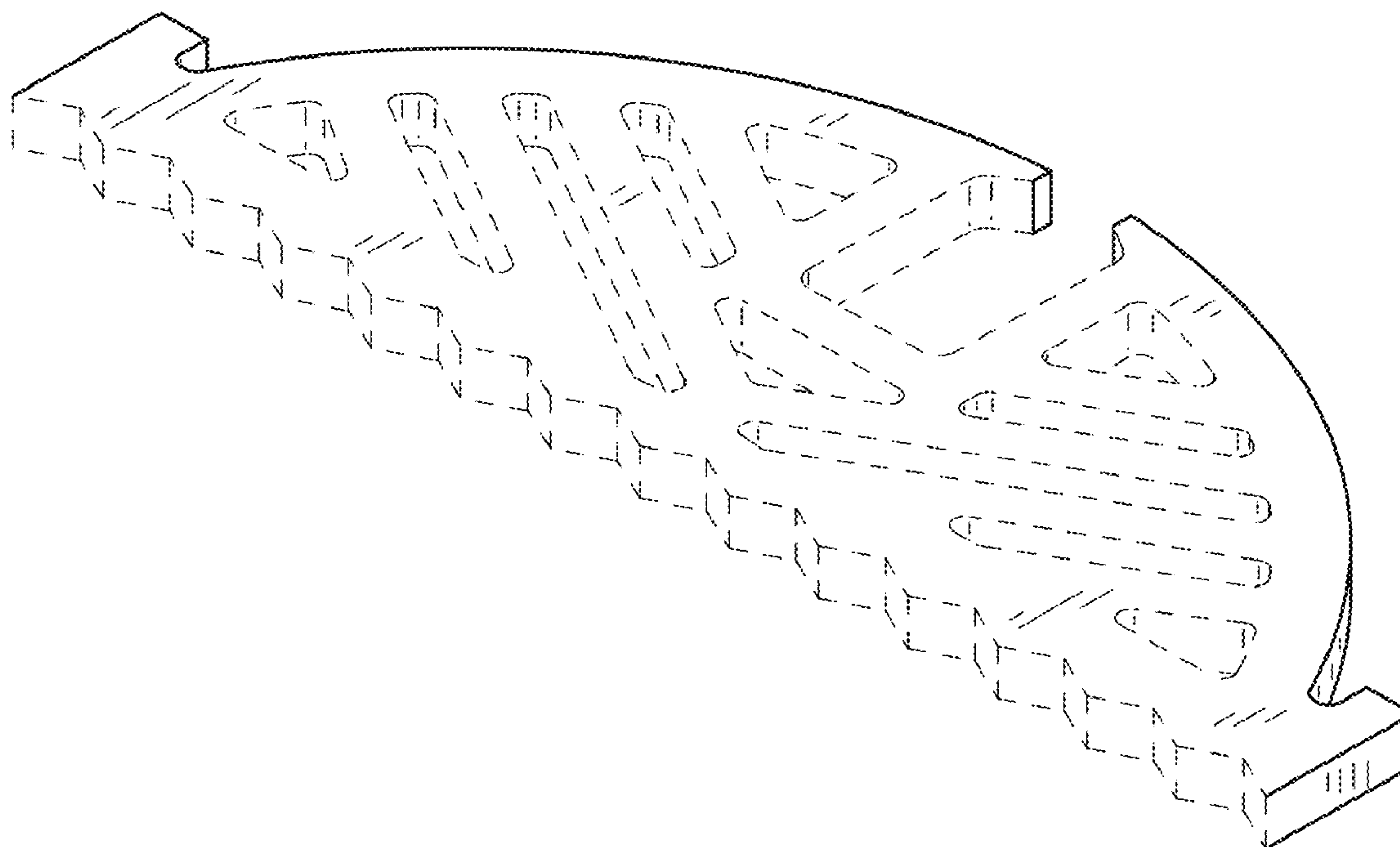
(57) **CLAIM**

The ornamental design for a cleaning pad, as shown and described.

DESCRIPTION

FIG. 1 is a front perspective view of the cleaning pad;
FIG. 2 is a front elevation view thereof;
FIG. 3 is a rear elevation view thereof;
FIG. 4 is a right elevation view thereof;
FIG. 5 is a left elevation view thereof;
FIG. 6 is a top plan view thereof; and,
FIG. 7 is a bottom plan view thereof.
The broken lines showing the cleaning pad are included for the purpose of illustrating environment and form no part of the claimed design.

1 Claim, 3 Drawing Sheets



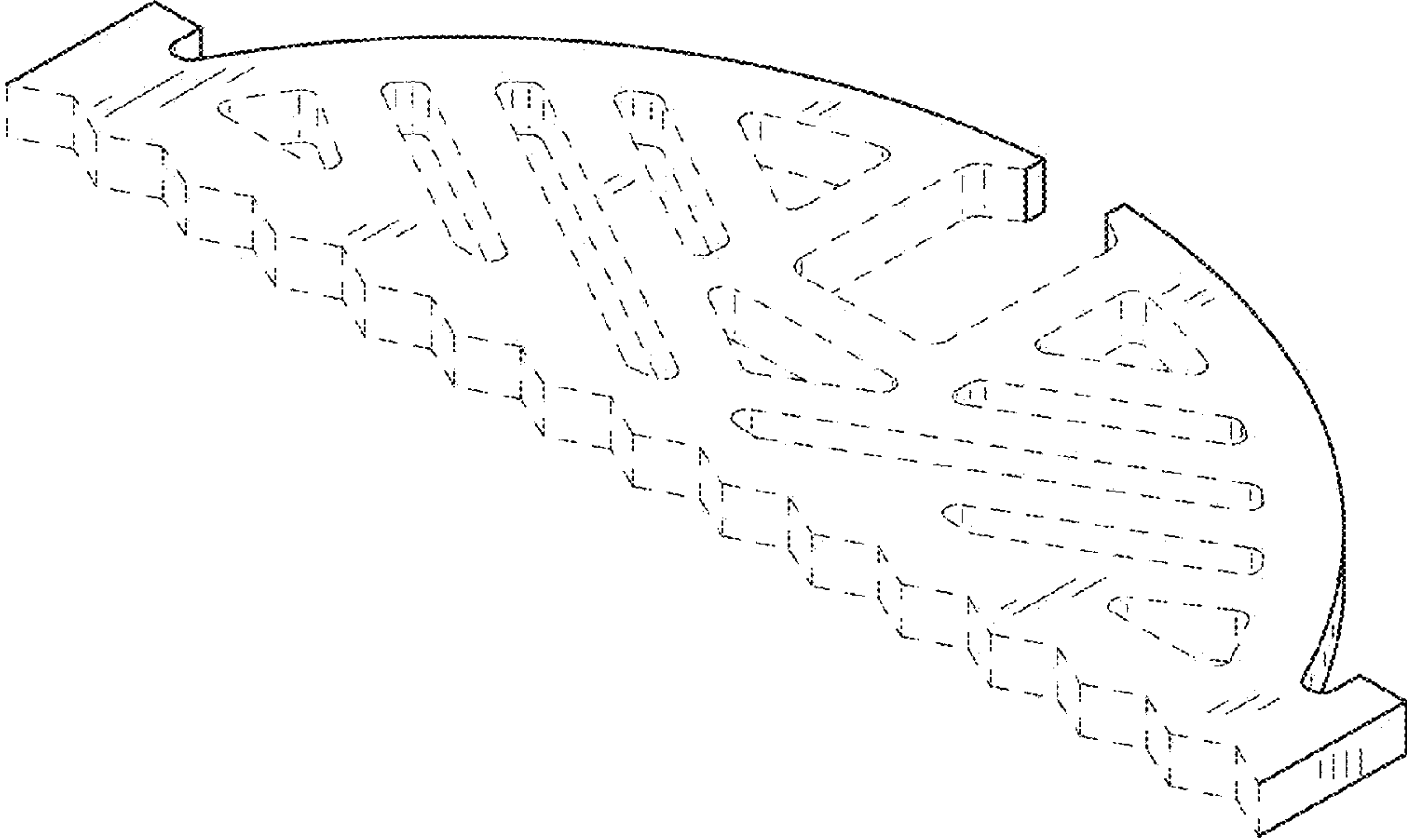


FIG.1

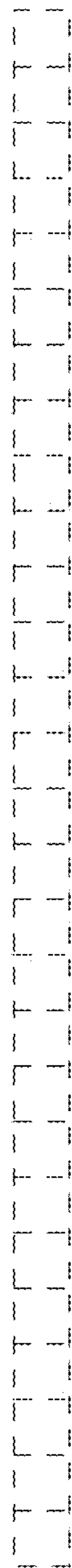


FIG. 2



FIG. 3



FIG. 4



FIG. 5

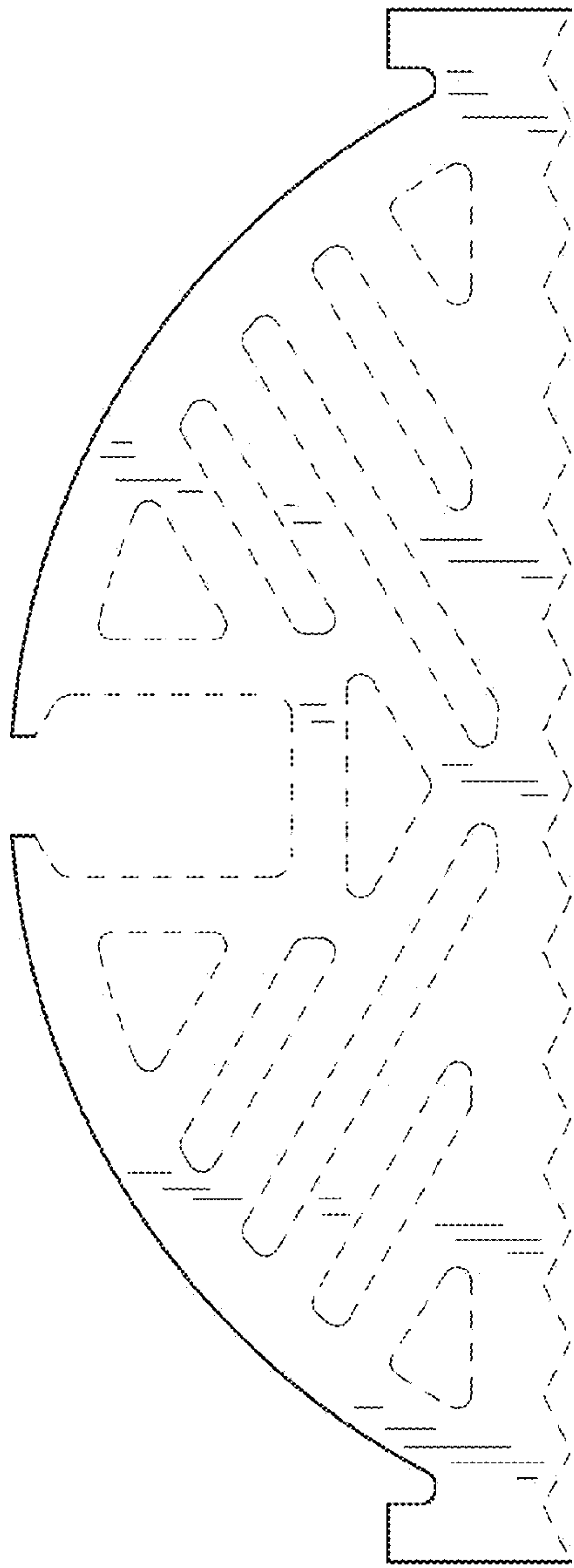


FIG. 6

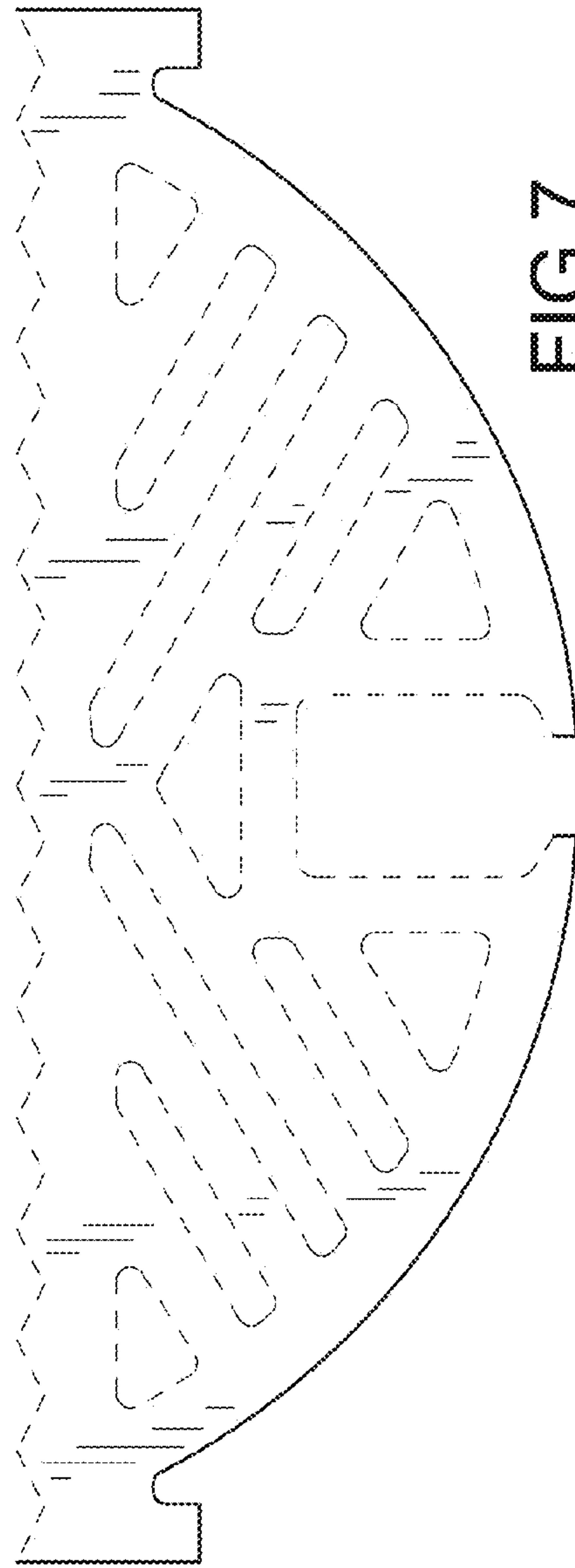


FIG. 7