



US00D728174S

(12) **United States Design Patent**
Hedegaard

(10) **Patent No.:** **US D728,174 S**
(45) **Date of Patent:** **** Apr. 28, 2015**

(54) **MACHINE FOR WASHING MINK PELTS**

(75) Inventor: **Thomas Hedegaard**, Holstebro (DK)

(73) Assignee: **Dansk Mink Papir A/S**, Borbjerg (DK)

(**) Term: **14 Years**

(21) Appl. No.: **29/412,161**

(22) Filed: **Jan. 31, 2012**

(30) **Foreign Application Priority Data**

Aug. 19, 2011 (EM) 1001290993-0001

(51) **LOC (10) Cl.** **15-05**

(52) **U.S. Cl.**
USPC **D32/1**

(58) **Field of Classification Search**
USPC D32/1, 10; 15/305; 69/23, 27-28;
68/18 F, 143-144
See application file for complete search history.

(56) **References Cited**

U.S. PATENT DOCUMENTS

D98,895 S *	3/1936	Stanitz	D32/6
2,082,051 A *	6/1937	Falconer	15/305
D114,845 S *	5/1939	Haertel	D32/10
2,179,256 A *	11/1939	Gill	219/218
2,206,148 A *	7/1940	Ayler	69/23
2,264,506 A *	12/1941	Blanck	69/28
D157,931 S *	3/1950	Winborn	D32/10
2,741,113 A *	4/1956	Norkus	68/205 R
3,102,796 A *	9/1963	Erickson	34/75
3,381,507 A *	5/1968	Janson et al.	69/23
3,672,188 A *	6/1972	Geschka et al.	68/12.15
4,485,646 A *	12/1984	Henricson	68/18 F
D301,782 S *	6/1989	Bover	D32/6
5,160,699 A *	11/1992	Siegal	422/24

5,516,012 A *	5/1996	Weigel	223/51
5,561,880 A *	10/1996	Allen et al.	8/149.3
5,675,995 A *	10/1997	Gould	68/58
6,889,449 B2 *	5/2005	Silver	34/490
D521,196 S *	5/2006	Seiffert et al.	D32/6
7,060,106 B2 *	6/2006	Kleker	8/149.1
7,235,109 B2 *	6/2007	Kleker	8/149.3
7,275,400 B2 *	10/2007	Severns et al.	68/18 F
D614,821 S *	4/2010	Cho et al.	D32/6
D638,592 S *	5/2011	Suh	D32/8
D640,430 S *	6/2011	Jee	D32/6
D643,165 S *	8/2011	Song et al.	D32/8
8,146,390 B2 *	4/2012	Moon et al.	68/5 C
D659,917 S *	5/2012	Jeon et al.	D32/10
D671,282 S *	11/2012	Jeon et al.	D32/10

* cited by examiner

Primary Examiner — Eric Goodman

Assistant Examiner — Amy Wierenga

(74) *Attorney, Agent, or Firm* — William J. Sapone; Ware Fressola Maguire & Barber LLP

(57) **CLAIM**

The ornamental design for a machine for washing mink pelts, as shown and described.

DESCRIPTION

FIG. 1 is a front perspective view of the machine for washing mink pelts, showing my new design;

FIG. 2 is a front view thereof;

FIG. 3 is a back view thereof;

FIG. 4 is a left side view thereof;

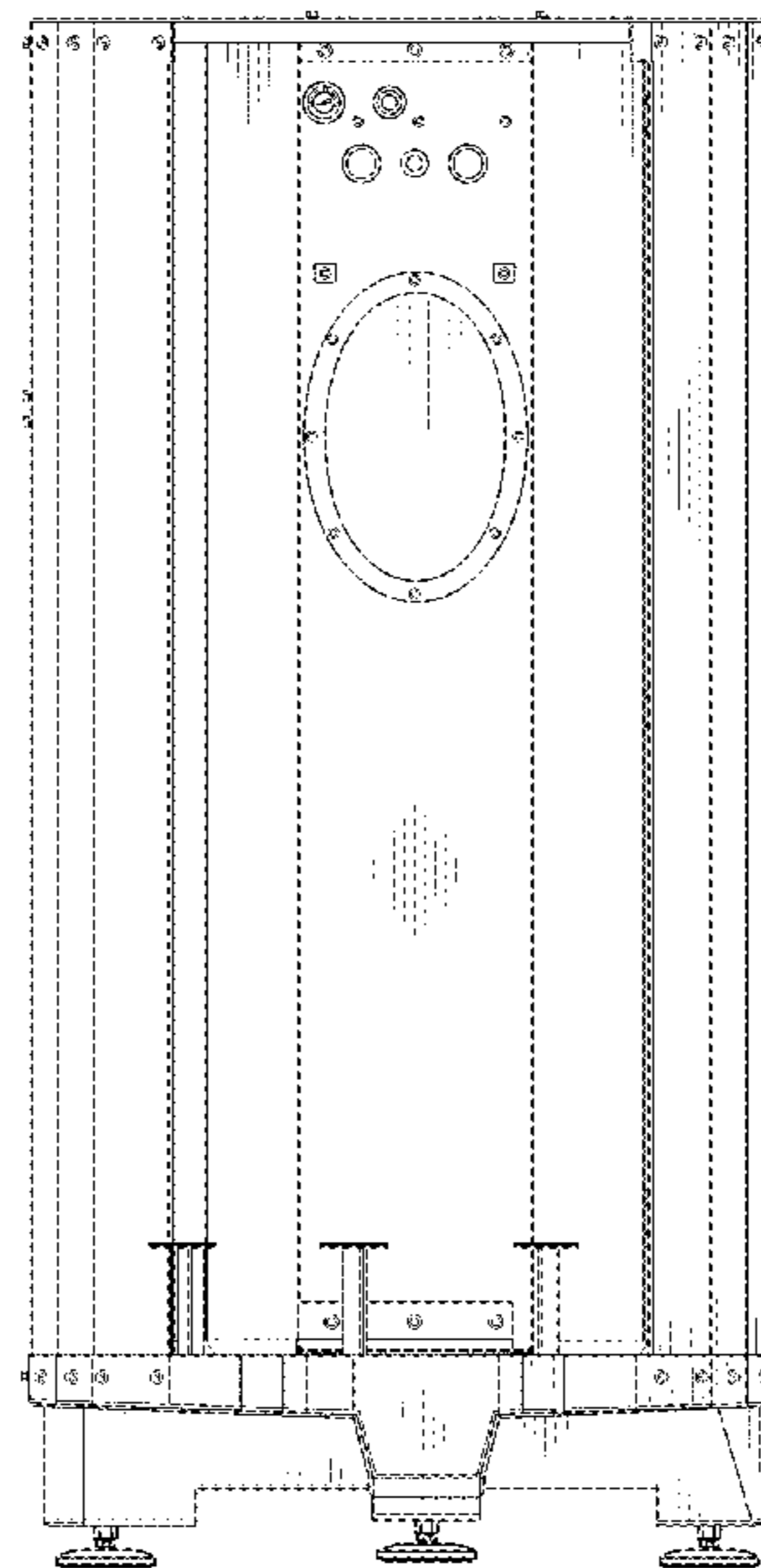
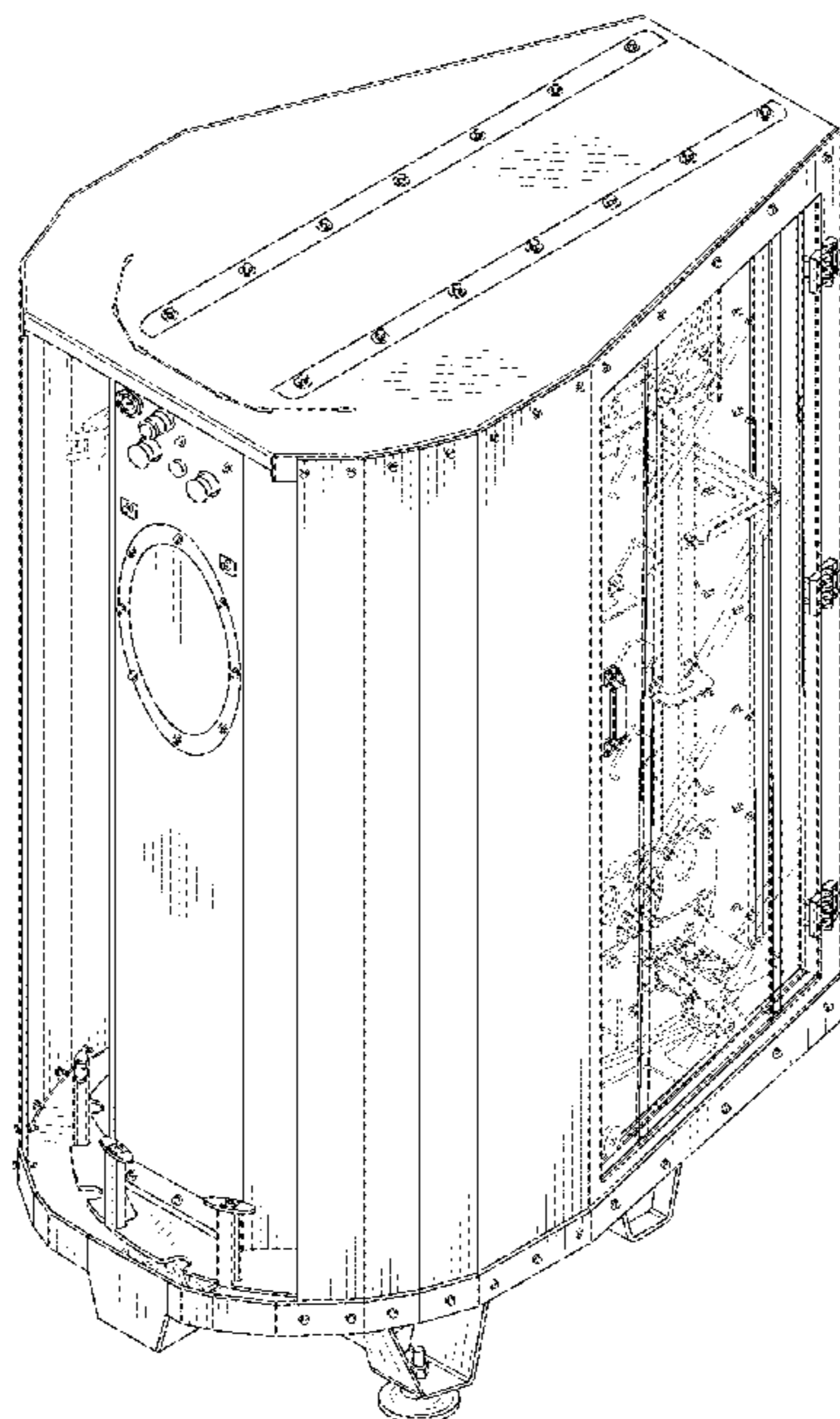
FIG. 5 is a right side view thereof;

FIG. 6 is a top view thereof; and,

FIG. 7 is a bottom view thereof.

The portions of the machine for washing mink pelts shown in broken lines form no part of the claimed design.

1 Claim, 7 Drawing Sheets






FIG. 1

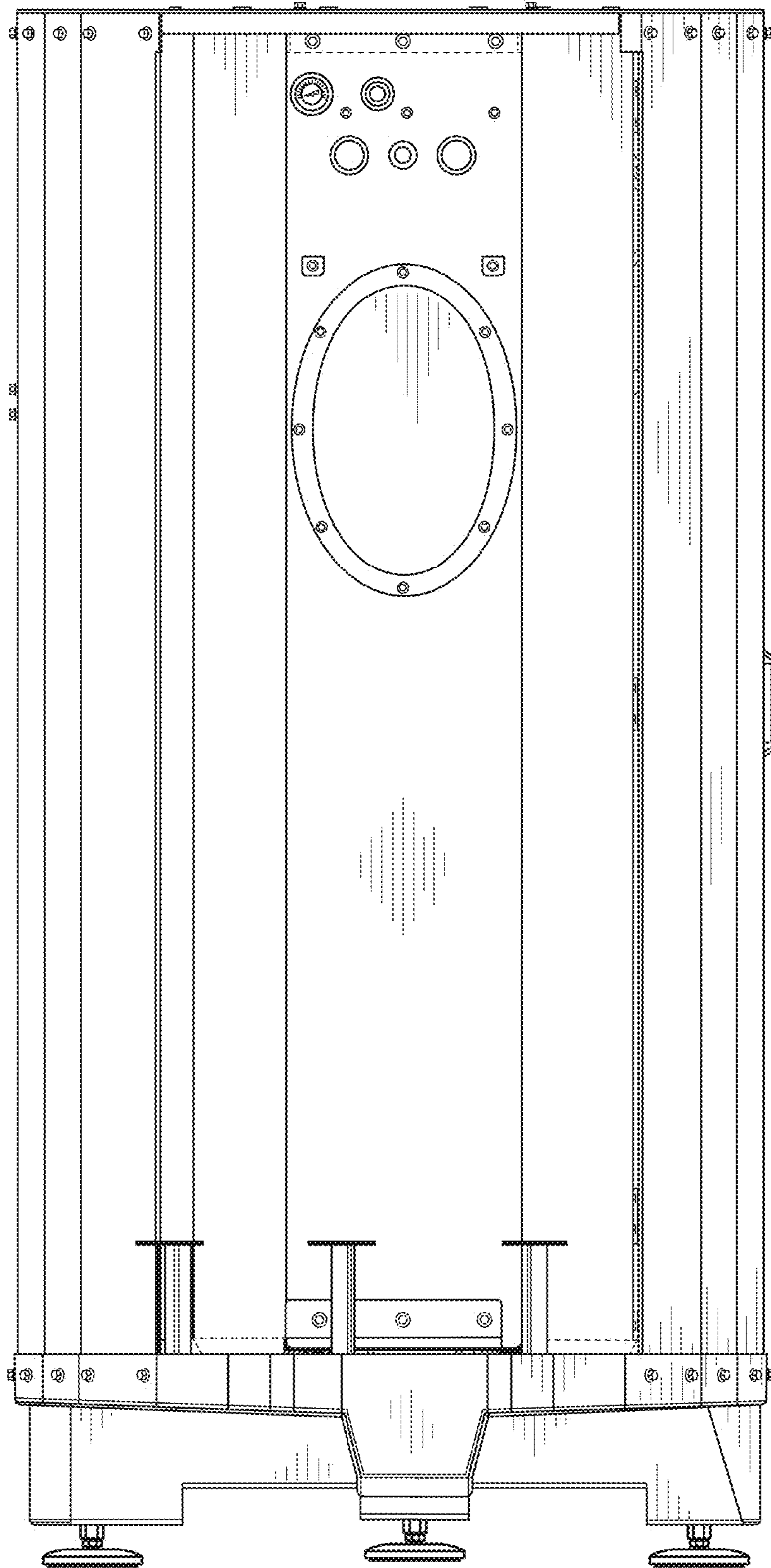


FIG. 2

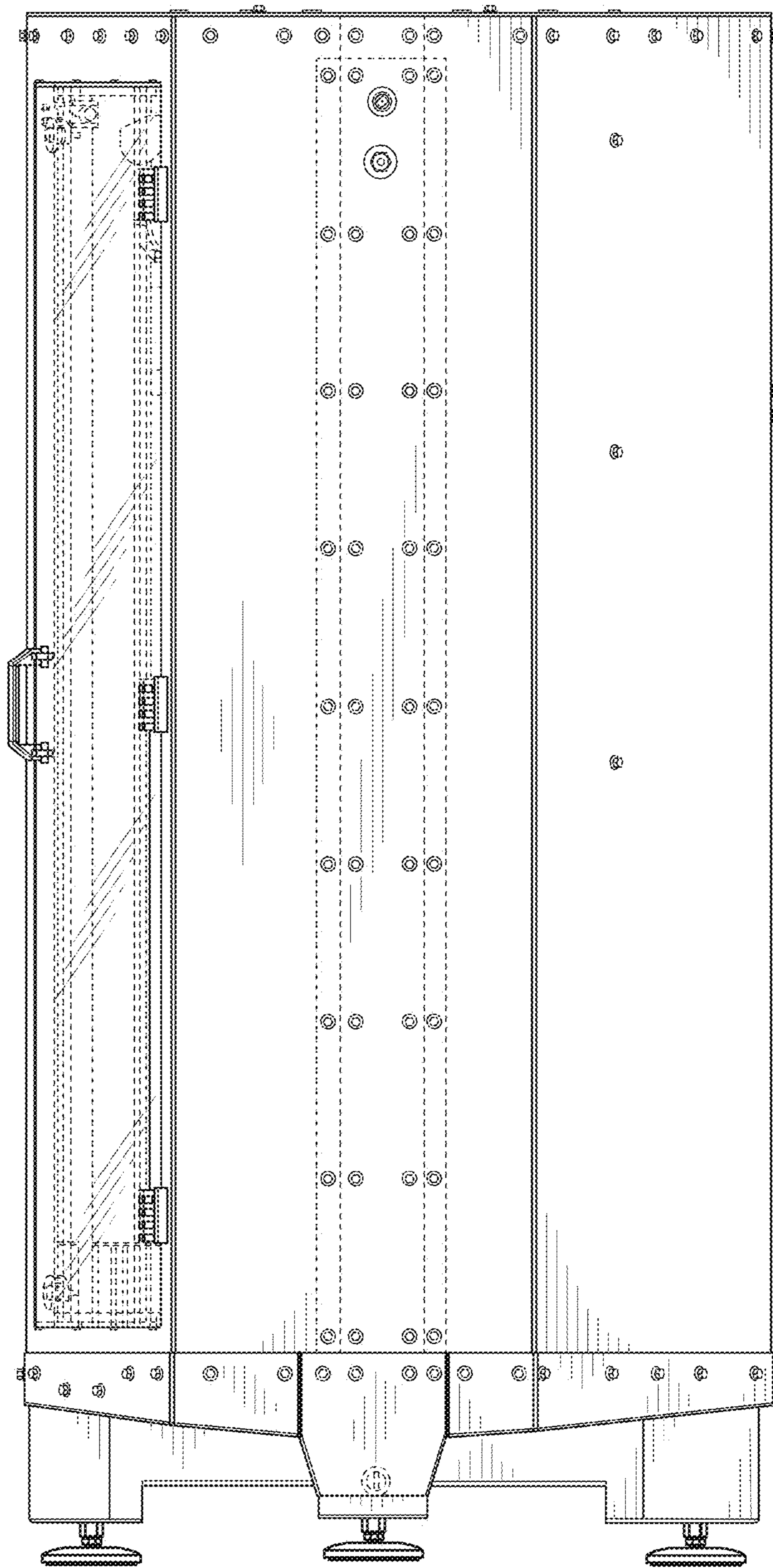


FIG. 3

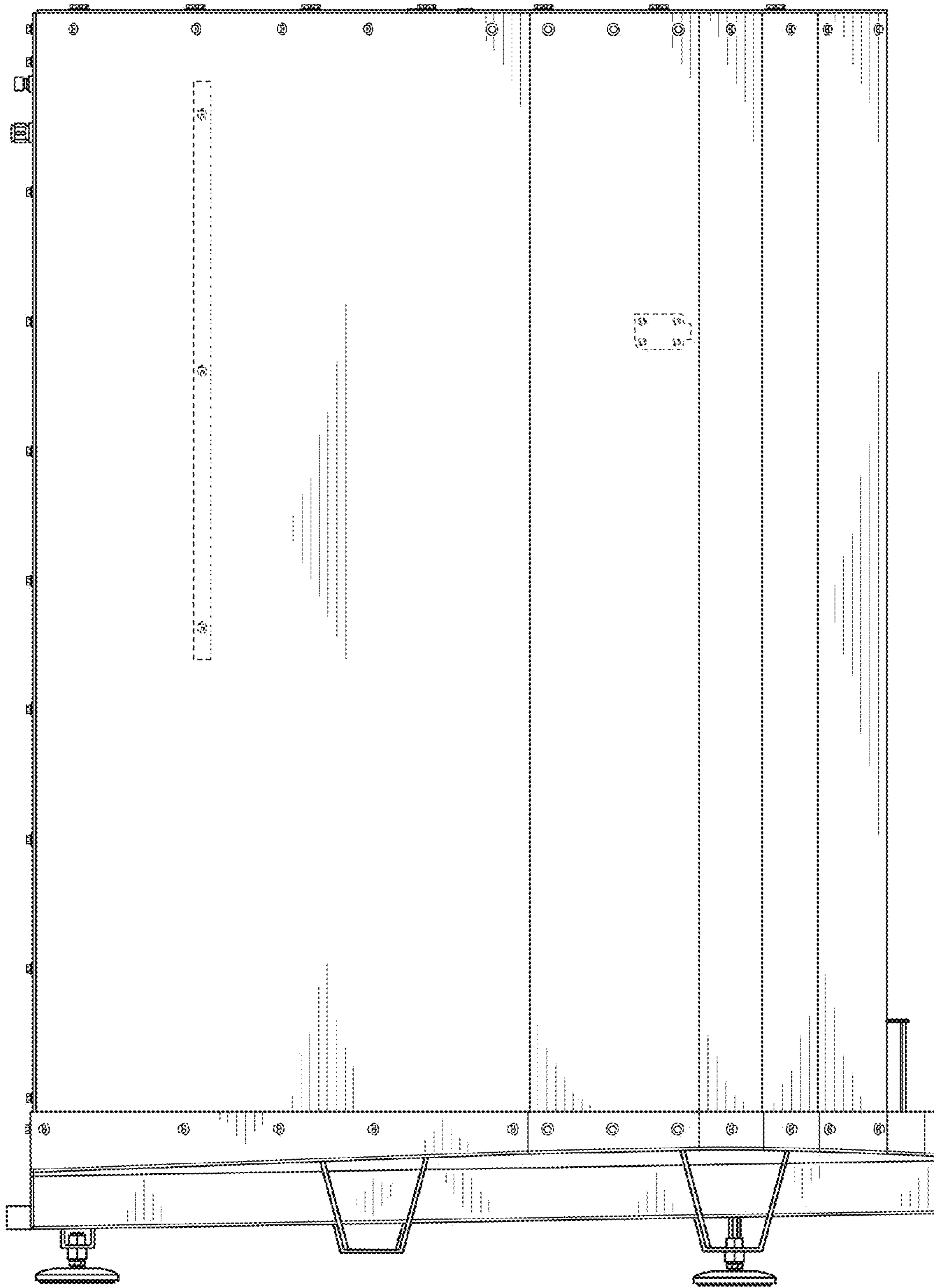


FIG. 4

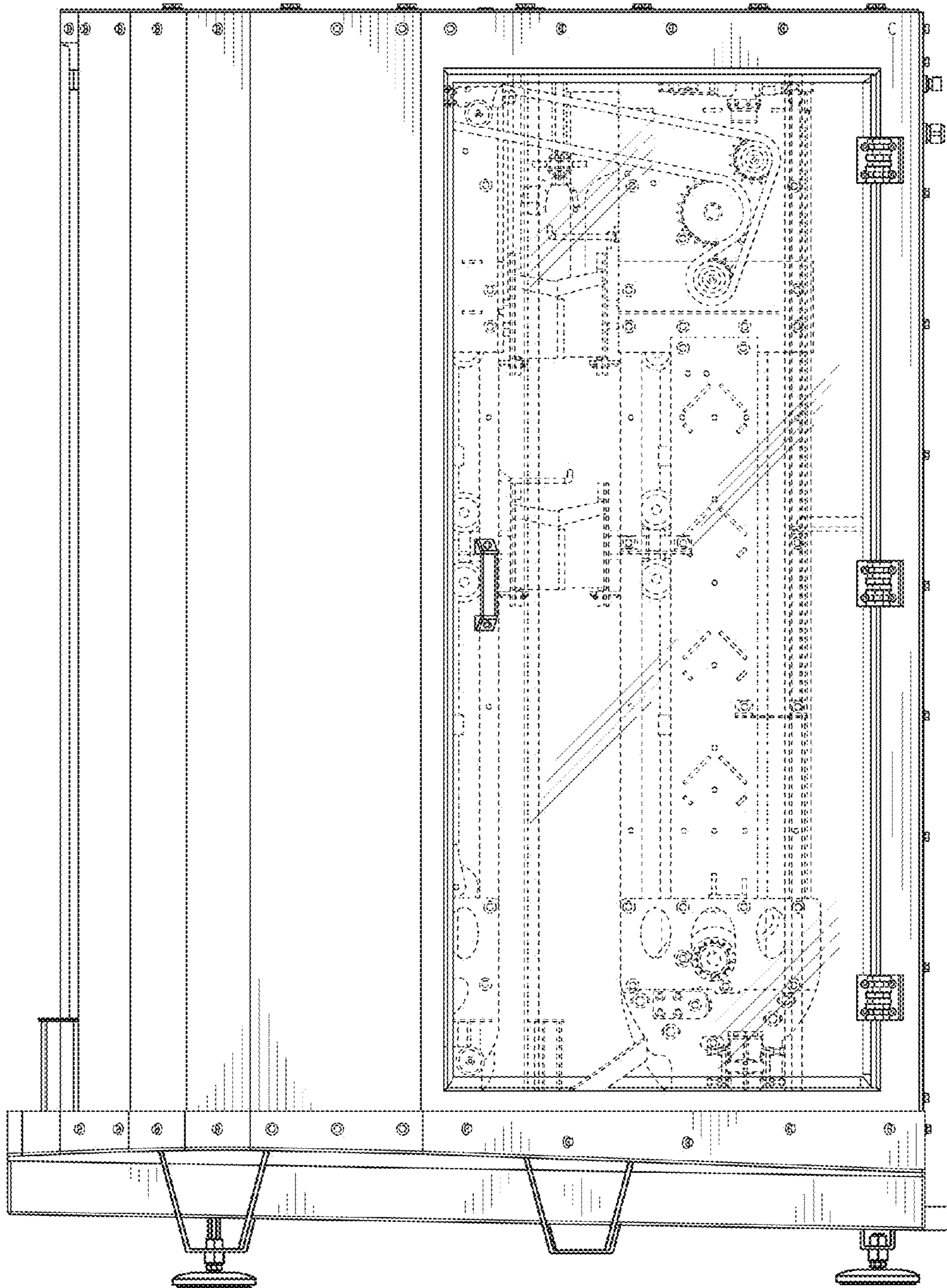


FIG. 5

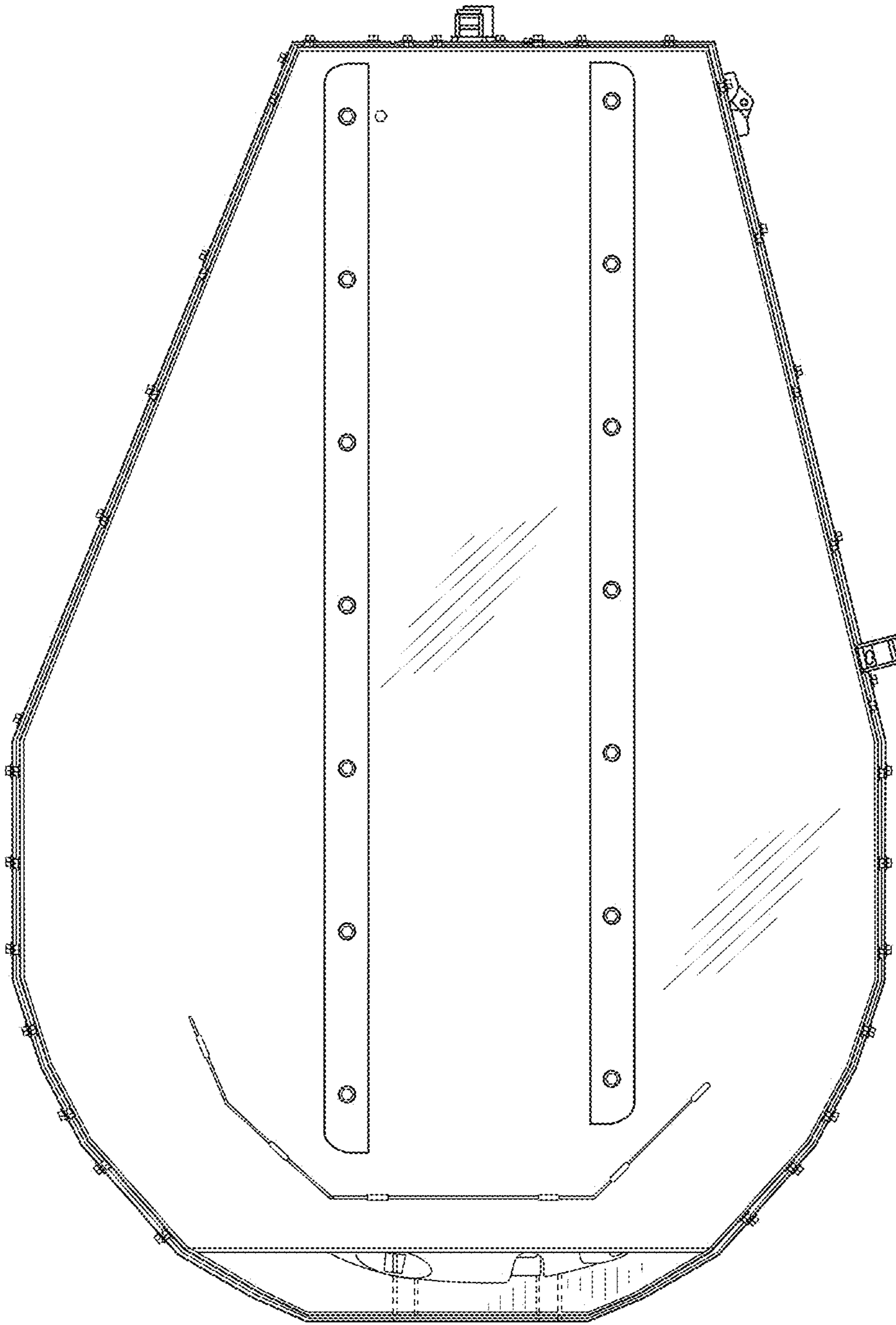


FIG. 6

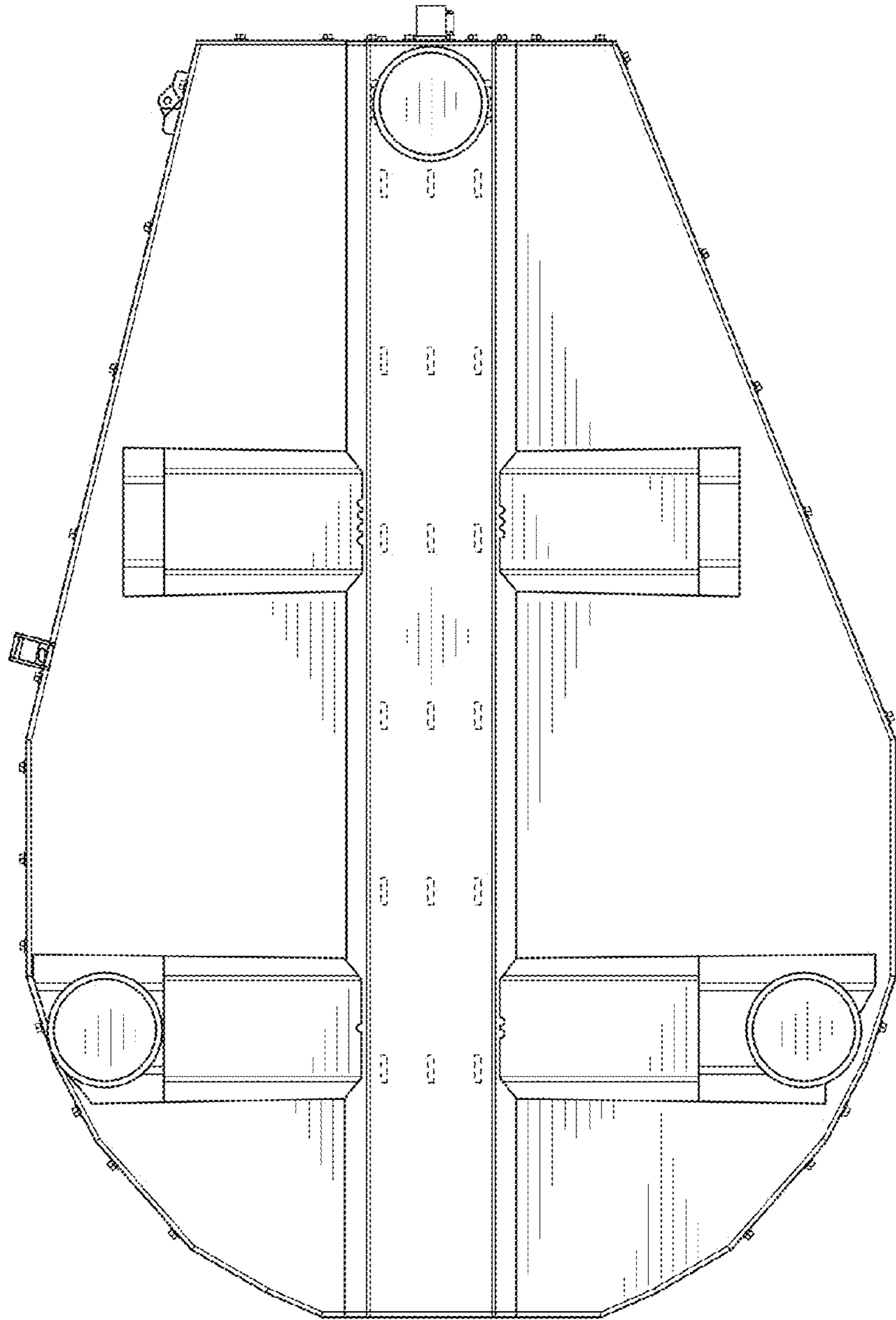


FIG. 7