



US00D728170S

(12) **United States Design Patent**
Cohen

(10) **Patent No.:** **US D728,170 S**
(45) **Date of Patent:** **** Apr. 28, 2015**

- (54) **STIRRUP**
- (71) Applicant: **Martin D. Cohen**, Seaside, CA (US)
- (72) Inventor: **Martin D. Cohen**, Seaside, CA (US)
- (**) Term: **14 Years**
- (21) Appl. No.: **29/496,538**
- (22) Filed: **Jul. 14, 2014**

Related U.S. Application Data

- (62) Division of application No. 29/458,205, filed on Jun. 17, 2013, now Pat. No. Des. 710,551.
- (51) **LOC (10) Cl.** **30-04**
- (52) **U.S. Cl.**
USPC **D30/142**
- (58) **Field of Classification Search**
CPC B68C 3/02; B68C 3/00; B68C 2003/005;
B68C 2003/0058; B68C 2003/0041; B68C
2003/0091; B68C 3/0016; B68C 2003/0066;
B68C 1/16; B68C 2003/0008
USPC D30/142; 54/46.1, 47-49; 119/850
See application file for complete search history.

(56) **References Cited**

U.S. PATENT DOCUMENTS

D292,628 S	11/1987	Racina	
D318,936 S	8/1991	Rabeck	
D339,665 S	9/1993	Nishimoula	
D370,091 S	5/1996	Simmons	
D383,572 S	9/1997	Rea	
D394,524 S	5/1998	Cohen	
D394,525 S	5/1998	Simmons	
D411,667 S	6/1999	Martin	
D415,594 S	10/1999	Bostock	
D415,862 S	10/1999	Bostock	
D417,038 S	11/1999	Bostock	
5,979,149 A *	11/1999	Martin	54/49

6,089,004 A *	7/2000	Hsi-Chang et al.	54/49
D429,389 S	8/2000	Bostock	
D458,420 S	6/2002	Abady	
D461,602 S	8/2002	Abady	
D491,698 S	6/2004	Zucchini	
D509,630 S	9/2005	Bunjes	
D518,246 S	3/2006	Bunjes	
D568,549 S	5/2008	Augsten	
D593,261 S	5/2009	Nishimura	
D608,955 S	1/2010	Baumann et al.	
D644,028 S	8/2011	Boas et al.	
D644,029 S	8/2011	Boas et al.	
D679,060 S	3/2013	Bates	
D710,551 S *	8/2014	Cohen	D30/142
2006/0096256 A1 *	5/2006	Chang	54/48
2006/0168919 A1 *	8/2006	Strauss	54/48
2007/0006554 A1 *	1/2007	Chang	54/47
2007/0169443 A1 *	7/2007	Hussey	54/47
2009/0260336 A1 *	10/2009	Gottlieb	54/71
2010/0300050 A1	12/2010	Vollmecke et al.	
2013/0305666 A1 *	11/2013	Calza	54/47

* cited by examiner

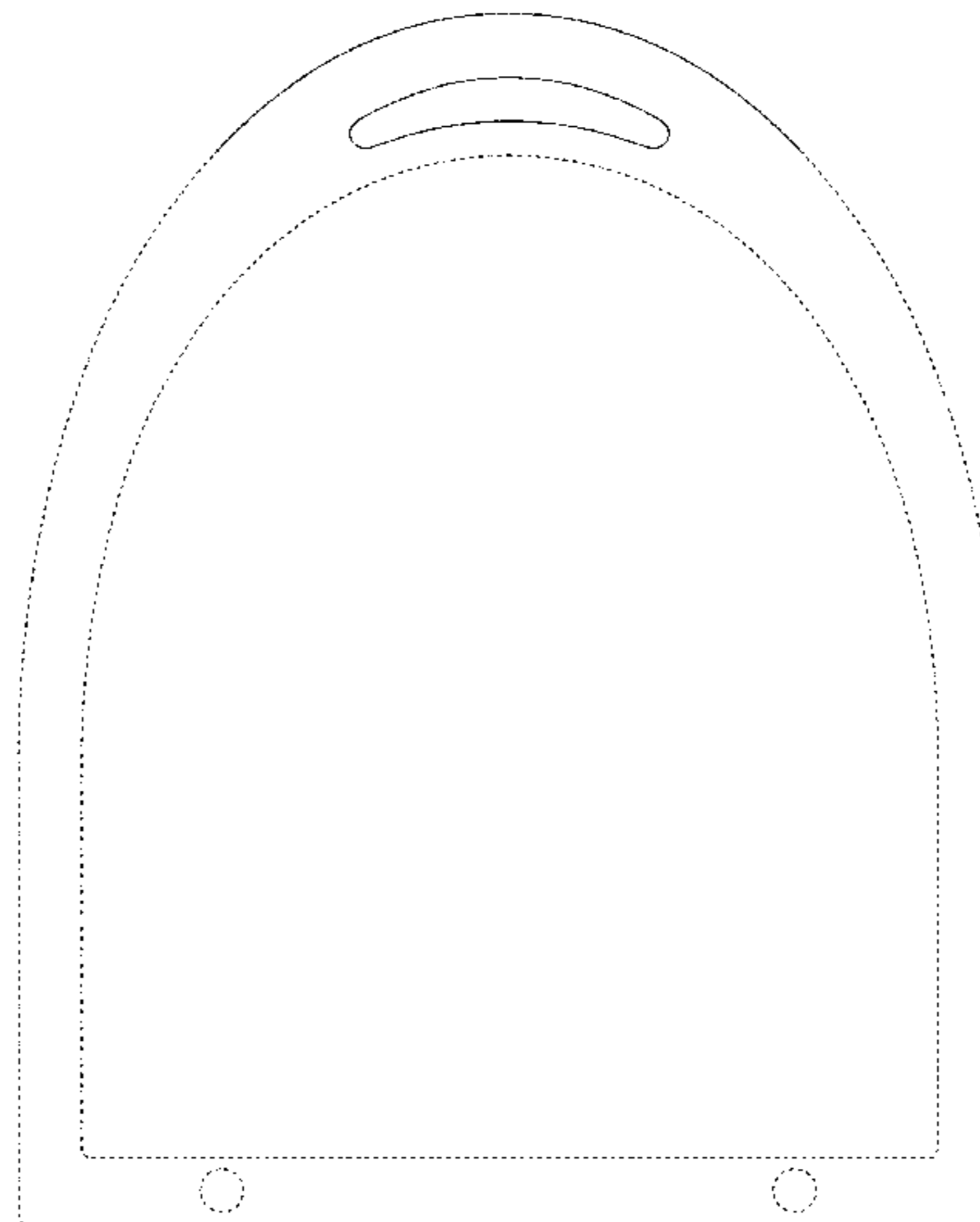
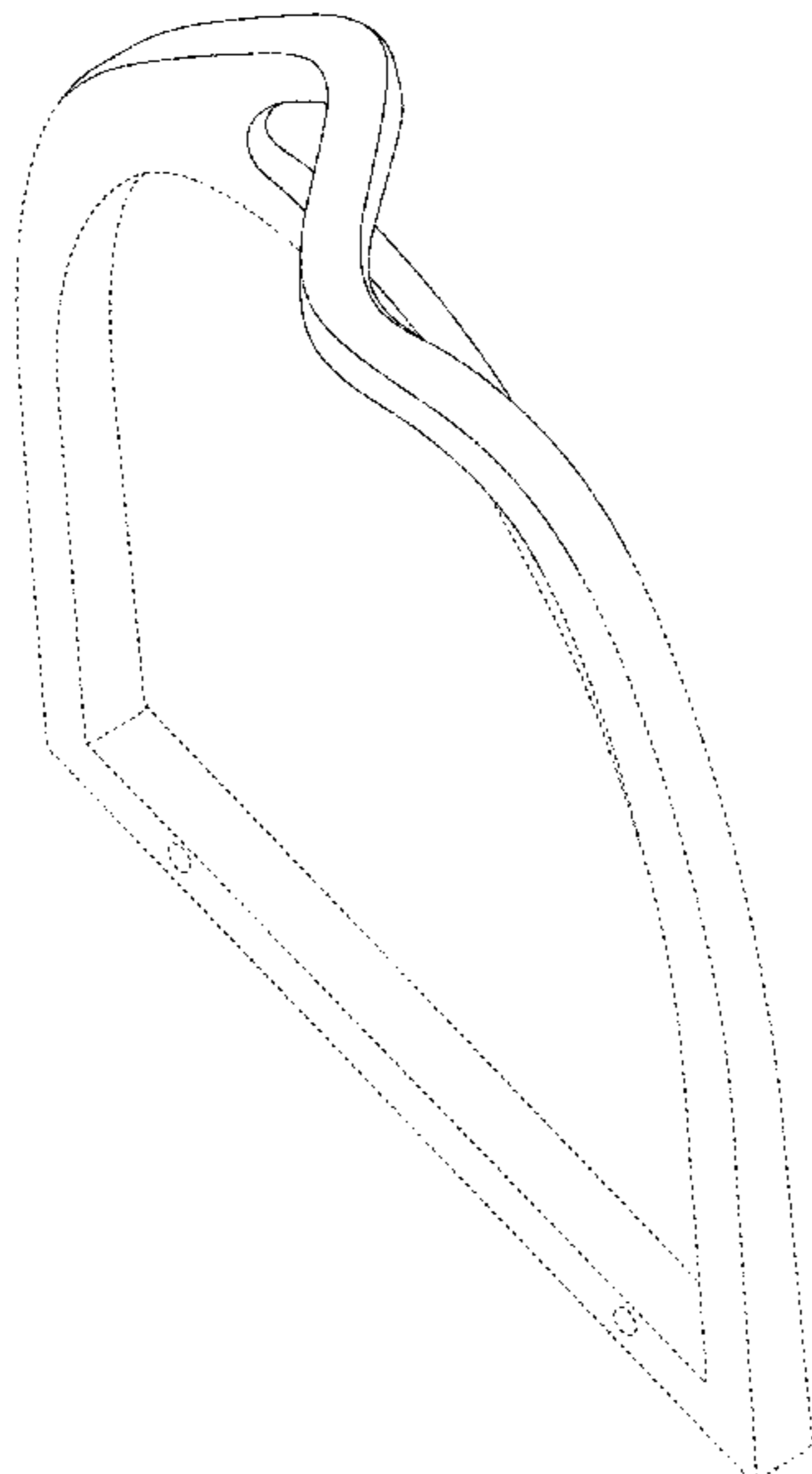
Primary Examiner — George D. Kirschbaum
Assistant Examiner — Jennifer Watkins
(74) *Attorney, Agent, or Firm* — Aka Chan LLP

(57) **CLAIM**
The ornamental design for a stirrup, as shown and described.

DESCRIPTION

FIG. 1 shows a perspective view of a design of a stirrup.
FIG. 2 shows a top view of FIG. 1.
FIG. 3 shows a front view of FIG. 1. A back view appears the same as the front view.
FIG. 4 shows a right-side view of FIG. 1. A left-side view appears the same as the right-side view; and,
FIG. 5 shows a bottom view of FIG. 1.
The broken lines represent portions of the stirrup which form no part of the claimed design.

1 Claim, 5 Drawing Sheets



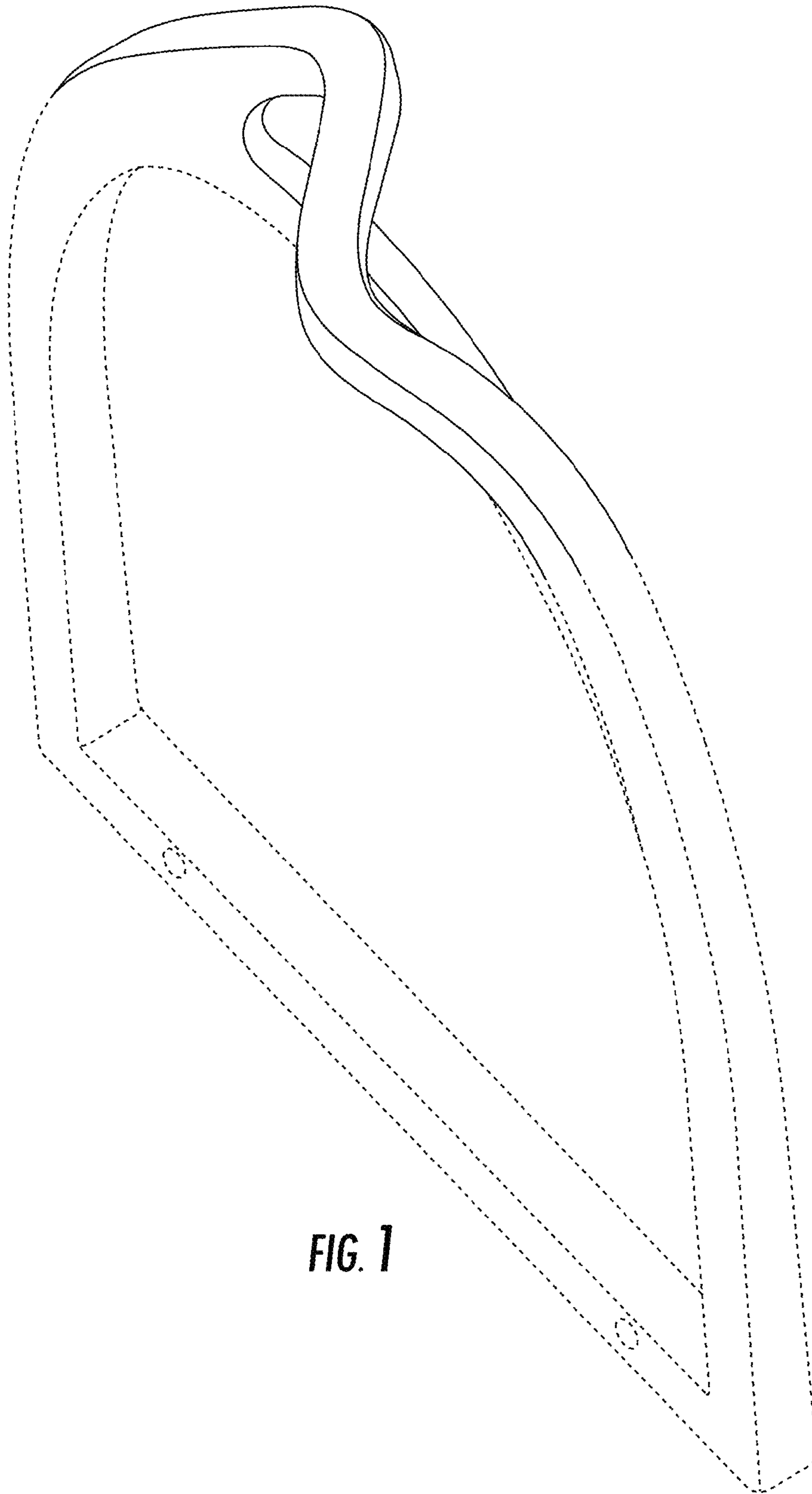


FIG. 1

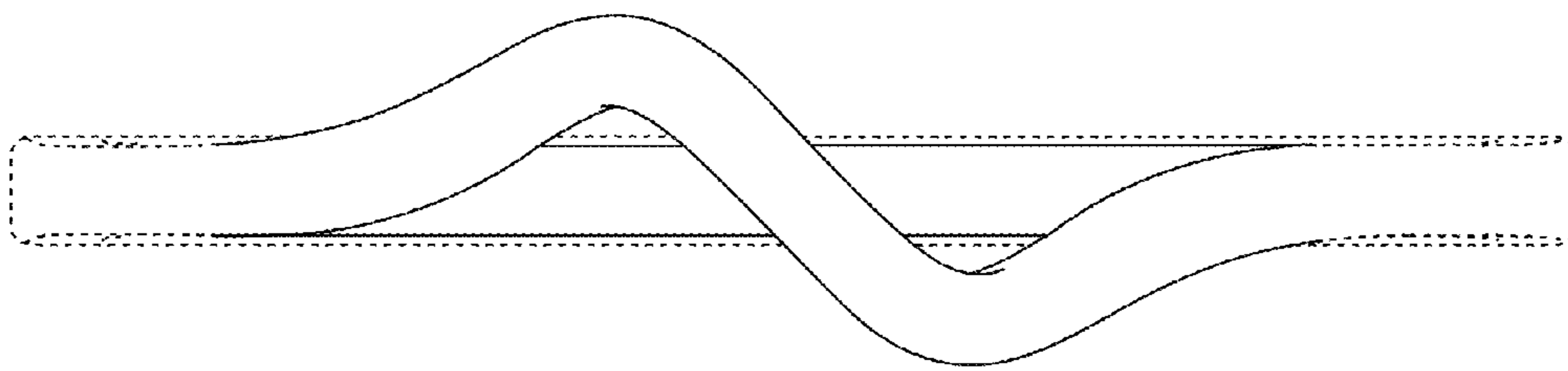


FIG. 2

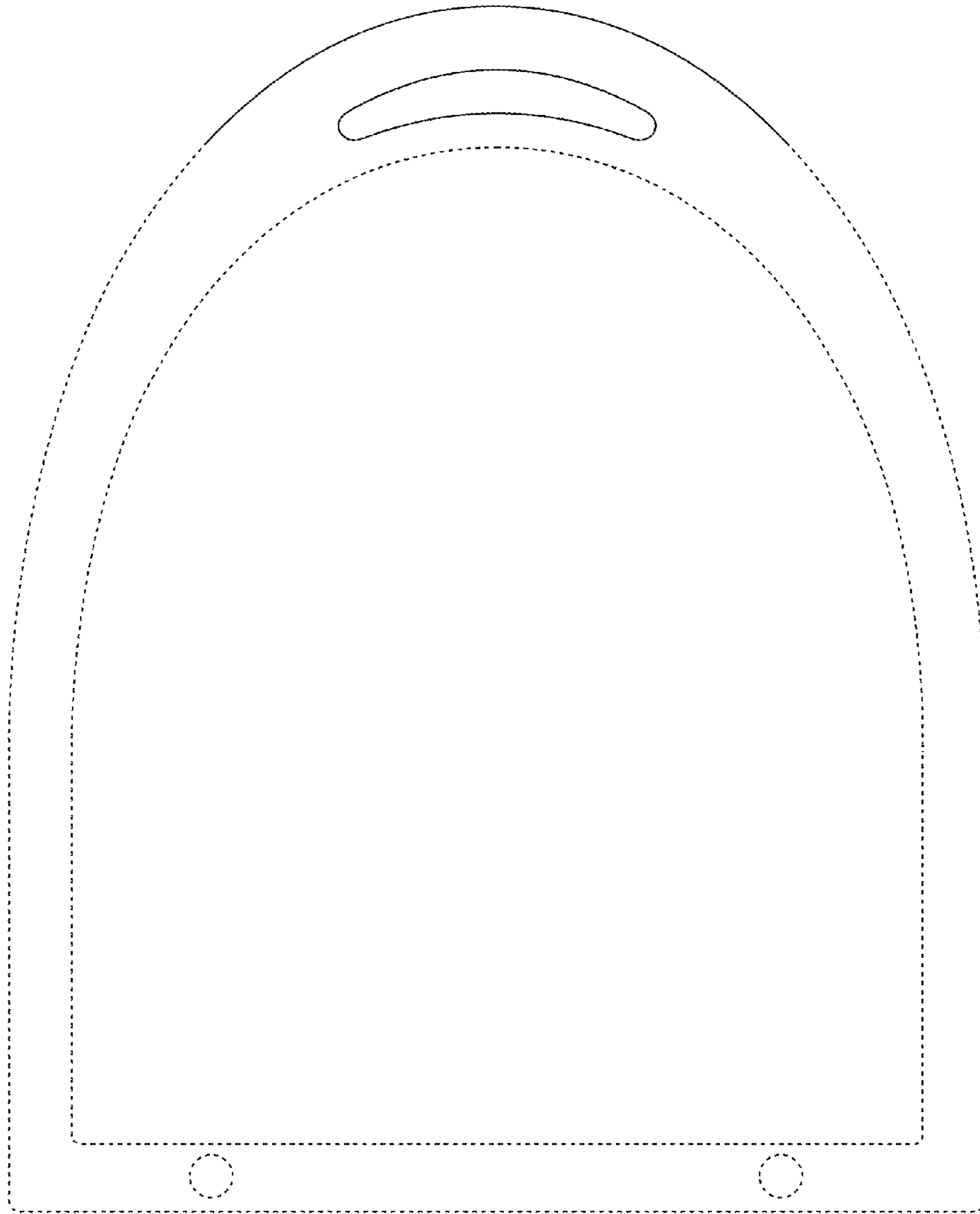


FIG. 3

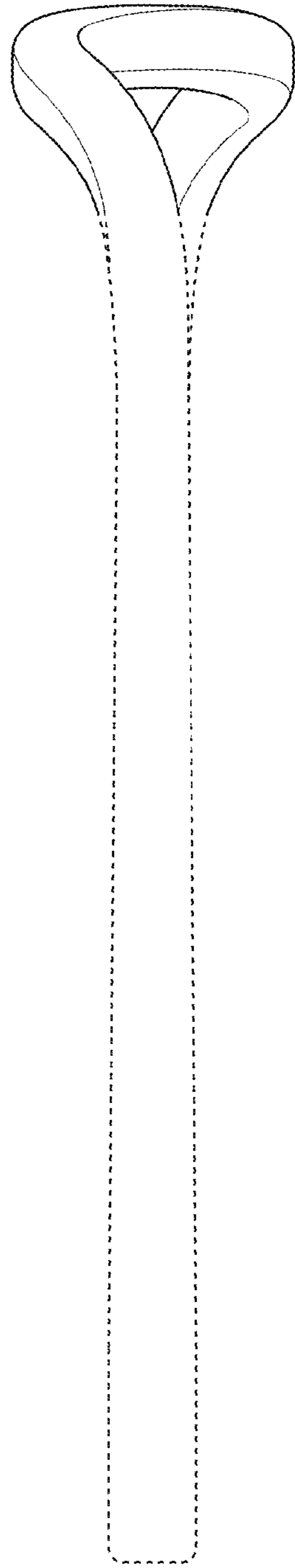


FIG. 4




FIG. 5