

US00D728160S

(12) **United States Design Patent**  
**Szymanski**

(10) **Patent No.:** **US D728,160 S**

(45) **Date of Patent:** **\*\* Apr. 28, 2015**

(54) **SHAVING DEVICE**

(71) Applicant: **Aaron Szymanski**, Thomaston, CT (US)

(72) Inventor: **Aaron Szymanski**, Thomaston, CT (US)

(73) Assignee: **IdeaVillage Products, Corp.**, Wayne, NJ (US)

(\*\*) Term: **14 Years**

(21) Appl. No.: **29/463,418**

(22) Filed: **Nov. 18, 2013**

(51) **LOC (10) Cl.** ..... **28-03**

(52) **U.S. Cl.**  
USPC ..... **D28/49; D28/53; D28/76**

(58) **Field of Classification Search**  
CPC ..... B26B 19/44; B26B 19/148; B26B 19/00;  
B26B 19/06

USPC ..... D28/49-54, 44-48, 76; 30/32,  
30/34.1-34.2, 34.05, 43-43.92, 29.5,  
30/526-527, 44-45, 341, 233-233.5, 537

See application file for complete search history.

(56) **References Cited**

**U.S. PATENT DOCUMENTS**

|              |         |                |       |        |
|--------------|---------|----------------|-------|--------|
| D302,345 S * | 7/1989  | Rubin          | ..... | D28/53 |
| D404,528 S * | 1/1999  | Wong           | ..... | D28/51 |
| D514,258 S * | 1/2006  | Khubani et al. | ..... | D28/53 |
| D516,245 S * | 2/2006  | Ohta et al.    | ..... | D28/49 |
| D542,977 S * | 5/2007  | Althoff et al. | ..... | D28/76 |
| D553,295 S * | 10/2007 | Khubani        | ..... | D28/53 |
| D561,941 S * | 2/2008  | Khubani        | ..... | D28/53 |

|                   |         |                    |       |         |
|-------------------|---------|--------------------|-------|---------|
| D564,706 S *      | 3/2008  | Kadlubowski et al. | ..... | D28/76  |
| D566,337 S *      | 4/2008  | Althoff et al.     | ..... | D28/76  |
| D569,552 S *      | 5/2008  | Marquez            | ..... | D28/53  |
| D585,159 S *      | 1/2009  | Althoff et al.     | ..... | D28/76  |
| D585,600 S *      | 1/2009  | Althoff et al.     | ..... | D28/76  |
| D617,051 S *      | 6/2010  | Pires et al.       | ..... | D28/76  |
| D634,067 S *      | 3/2011  | Stowers et al.     | ..... | D28/53  |
| D634,068 S *      | 3/2011  | Stowers et al.     | ..... | D28/53  |
| D634,069 S *      | 3/2011  | Stowers et al.     | ..... | D28/54  |
| D661,024 S *      | 5/2012  | Bakic              | ..... | D28/76  |
| D717,491 S *      | 11/2014 | Stowers et al.     | ..... | D28/49  |
| 2005/0144783 A1 * | 7/2005  | Yiu                | ..... | 30/29.5 |
| 2007/0028447 A1 * | 2/2007  | Ogawa et al.       | ..... | 30/29.5 |

\* cited by examiner

*Primary Examiner* — Jennifer Rivard

(74) *Attorney, Agent, or Firm* — Dan DeLaRosa

(57) **CLAIM**

The ornamental design for a shaving device, as shown and described.

**DESCRIPTION**

FIG. 1 is a front perspective view of the shaving device of the present invention showing my new design;

FIG. 2 is a front side elevational view thereof;

FIG. 3 is a back side elevational view thereof;

FIG. 4 is a side elevational view thereof;

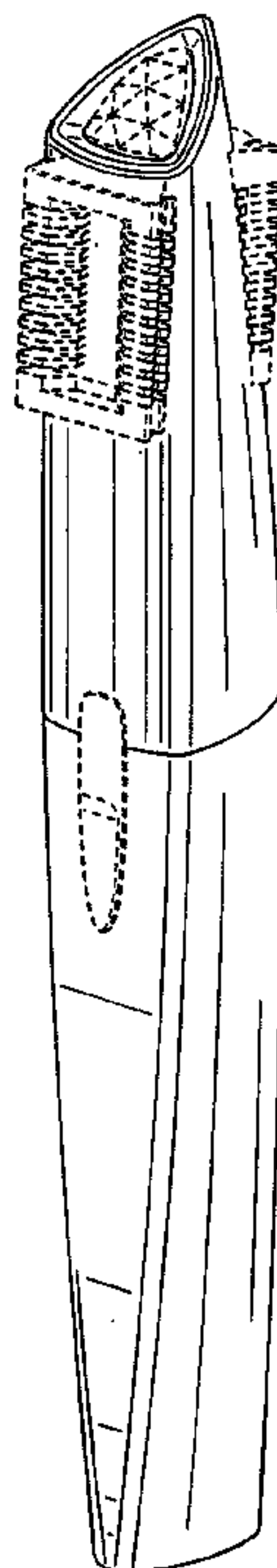
FIG. 5 is another side elevational view thereof;

FIG. 6 is a top plan view thereof; and,

FIG. 7 is a bottom plan view thereof.

The broken lines illustrate portions of the shaving device and form no part of the claimed design.

**1 Claim, 6 Drawing Sheets**



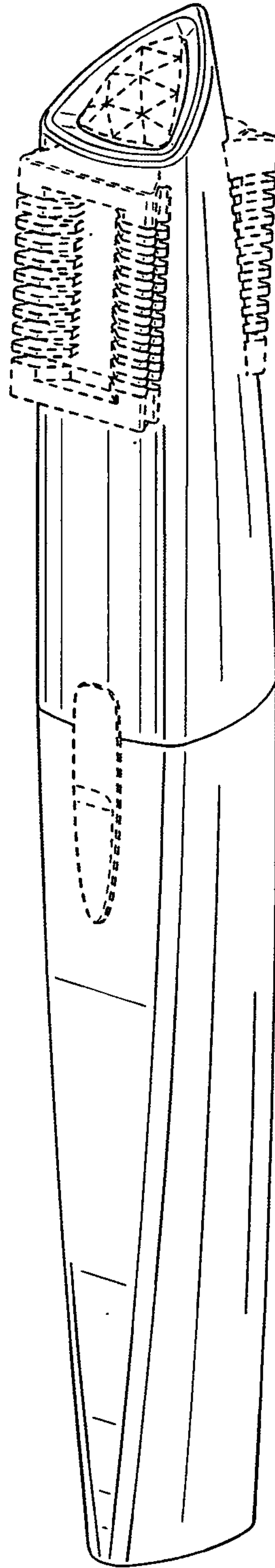


FIG. 1

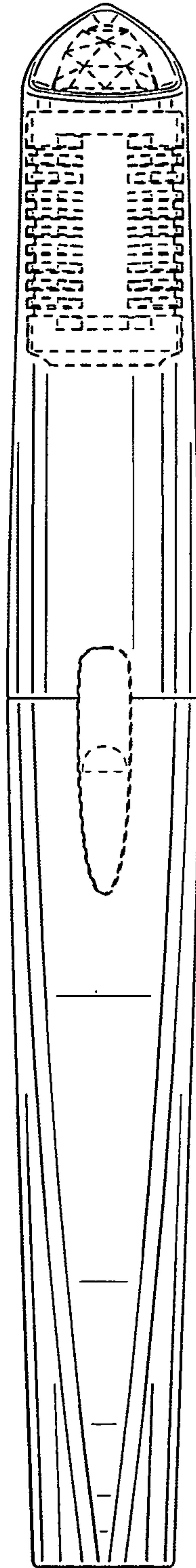


FIG. 2

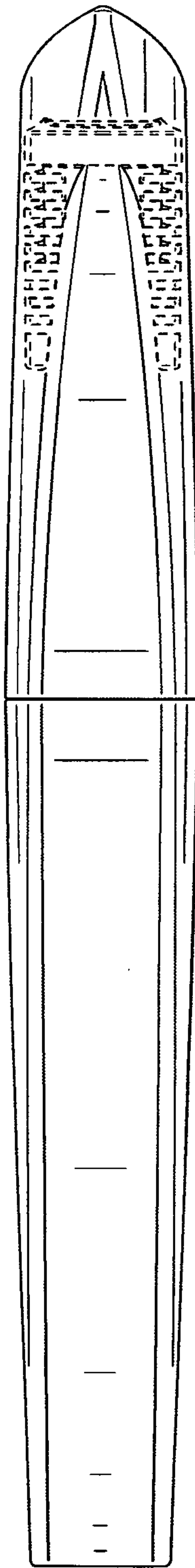


FIG. 3

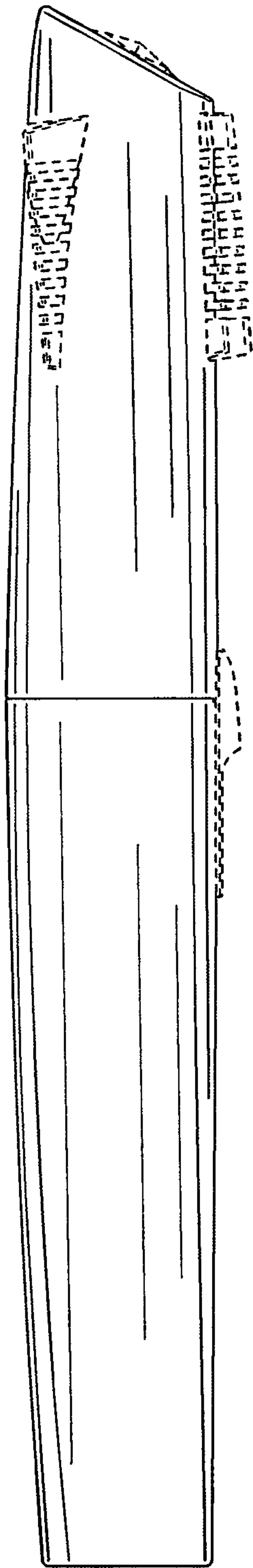


FIG. 4

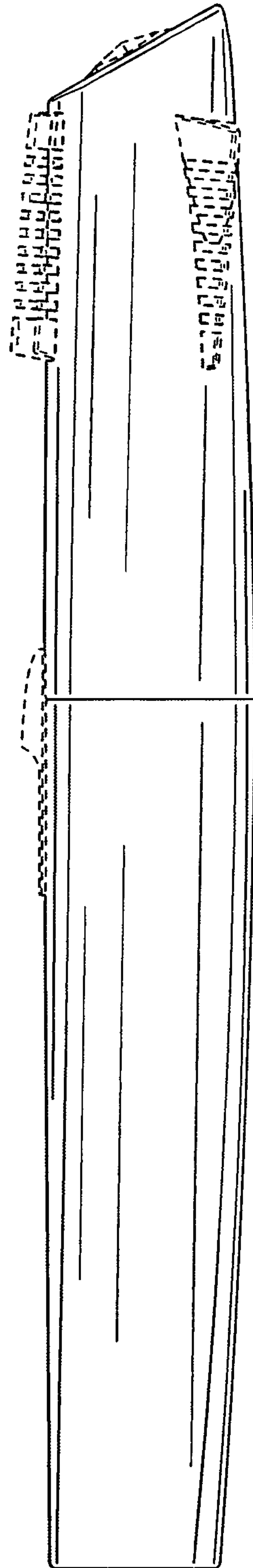


FIG. 5

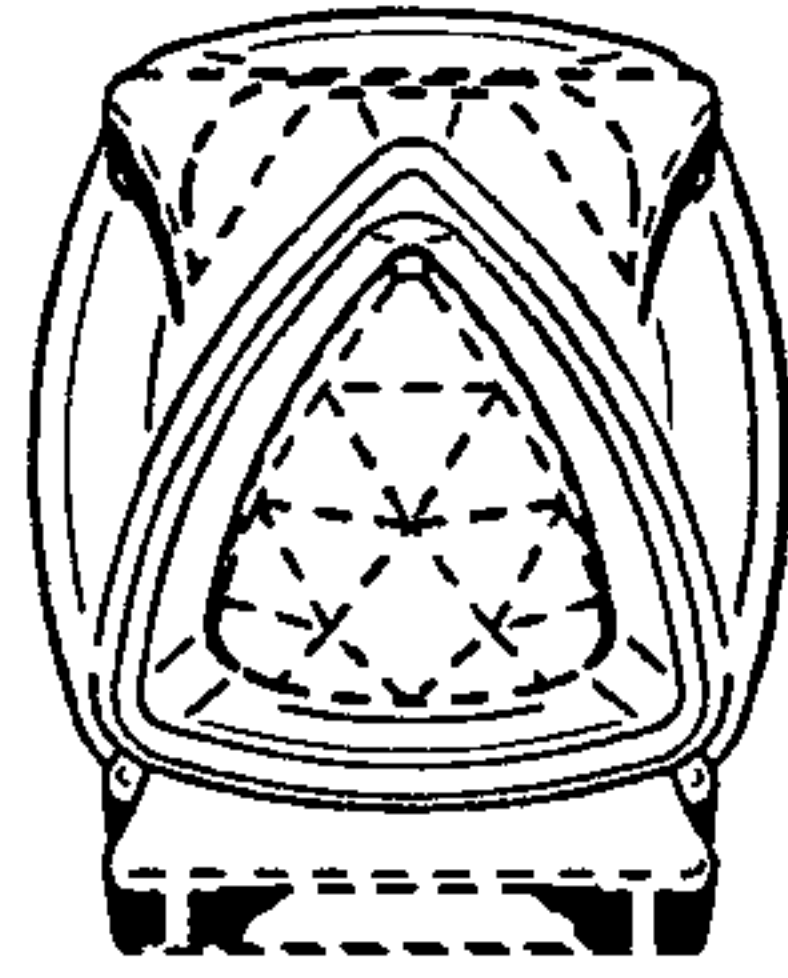


FIG. 6

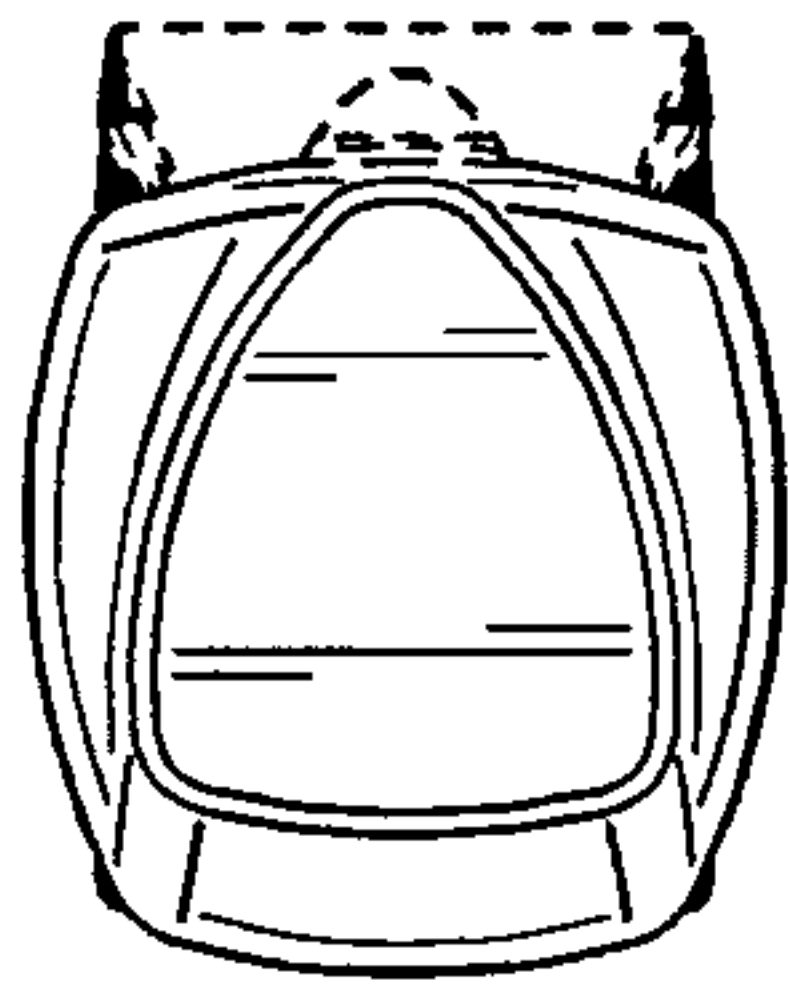


FIG. 7