



US00D728156S

(12) **United States Design Patent**
Wu

(10) **Patent No.:** **US D728,156 S**
(45) **Date of Patent:** **** Apr. 28, 2015**

- (54) **ELECTRONIC SMOKING DEVICE**
- (71) Applicant: **Shenzhen Smaco Technology Limited**,
New Territories (HK)
- (72) Inventor: **Yangyang Wu**, Shenzhen (CN)
- (73) Assignee: **Shenzhen Smaco Technology Limited**,
Shenzhen, Guangdong Province (CN)

(**) Term: **14 Years**

(21) Appl. No.: **29/486,933**

(22) Filed: **Apr. 3, 2014**

(51) **LOC (10) Cl.** **27-01**

(52) **U.S. Cl.**
USPC **D27/101; D27/163**

(58) **Field of Classification Search**
 CPC A24F 1/02; A24F 1/04; A24F 1/06;
 A24F 1/08; A24F 1/10; A24F 1/12; A24F
 1/14; A24F 1/22; A24F 9/16; A24F
 47/002–47/008; A24F 1/30; A24F 47/00
 USPC D27/100–101, 106, 143, 152, 161–172,
 D27/183–184, 187, 189, 190, 193–194;
 131/220–222, 226, 173, 174, 194,
 131/328–330, 270, 273; D7/584, 585;
 D9/500, 502; D11/143, 144, 146, 152;
 D24/110.5, 110

See application file for complete search history.

(56) **References Cited**

U.S. PATENT DOCUMENTS

- D32,151 S * 1/1900 Stevens D24/110
- D56,560 S * 11/1920 Kenneth et al. D24/110

- 3,200,819 A * 8/1965 Gilbert 128/202.21
- D590,990 S * 4/2009 Hon D27/101
- D590,991 S * 4/2009 Hon D27/101
- D653,803 S * 2/2012 Timmermans D27/163
- D687,181 S 7/2013 Goch
- D688,415 S * 8/2013 Kim D27/101
- D688,416 S * 8/2013 Liu D27/101
- D693,053 S * 11/2013 Chen D27/101
- D695,450 S * 12/2013 Benassayag et al. D27/163
- D707,389 S * 6/2014 Liu D27/194
- 2006/0021613 A1 * 2/2006 Overlander 128/200.14
- 2013/0180533 A1 * 7/2013 Kim et al. 131/273
- 2013/0263869 A1 * 10/2013 Zhu 131/329
- 2013/0333711 A1 * 12/2013 Liu 131/329

* cited by examiner

Primary Examiner — Susan Bennett Hattan

Assistant Examiner — Janice Hallmark

(74) *Attorney, Agent, or Firm* — Cheng-Ju Chiang


(57) **CLAIM**

The ornamental design for an electronic smoking device, as shown and described.

DESCRIPTION

FIG. 1 is a perspective view of an electronic smoking device showing my new design;
 FIG. 2 is a front elevational view thereof;
 FIG. 3 is a rear elevational view thereof;
 FIG. 4 is a left side elevational view thereof;
 FIG. 5 is a right side elevational view thereof;
 FIG. 6 is a top plan view thereof; and,
 FIG. 7 is a bottom plan view thereof.
 The broken lines in the drawings illustrate portions of the electronic smoking device which form no part of the claimed design.

1 Claim, 4 Drawing Sheets






FIG. 1




FIG. 2




FIG. 3




FIG. 4




FIG. 5

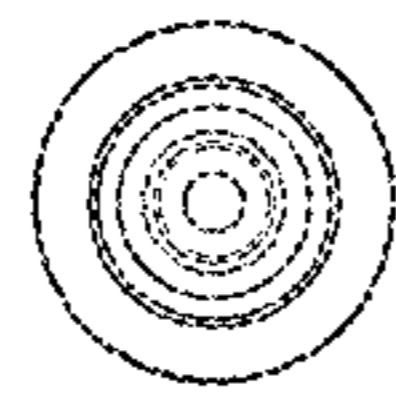


FIG. 6

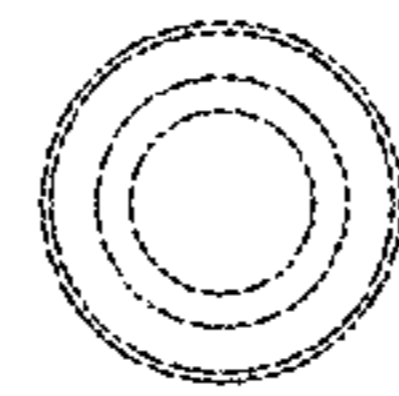


FIG. 7