



US00D728145S

(12) **United States Design Patent**  
**Shiqiang**

(10) **Patent No.:** **US D728,145 S**  
(45) **Date of Patent:** **\*\* Apr. 28, 2015**

(54) **LIGHTING FIXTURE**

(71) Applicant: **The L.D. Kichler Co.**, Cleveland, OH  
(US)

(72) Inventor: **Yuan Shiqiang**, Zhongshan (CN)

(73) Assignee: **The L.D. Kichler Co.**, Cleveland, OH  
(US)

(\*\*) Term: **14 Years**

(21) Appl. No.: **29/442,532**

(22) Filed: **Mar. 15, 2013**

(51) **LOC (10) Cl.** ..... **26-03**

(52) **U.S. Cl.**  
USPC ..... **D26/88; D26/90**

(58) **Field of Classification Search**  
USPC ..... D26/80, 81, 84, 88, 90, 91, 118, 135;  
362/147, 404-408

See application file for complete search history.

(56) **References Cited**

U.S. PATENT DOCUMENTS

D155,680 S *	10/1949	Baker	.....	D26/86
D481,484 S *	10/2003	Cuevas et al.	.....	D26/84
D536,468 S *	2/2007	Crosby	.....	D26/84
D566,320 S *	4/2008	Kim	.....	D26/88
D584,440 S *	1/2009	Allen	.....	D26/76
D596,784 S *	7/2009	Silver	.....	D26/91

D599,948 S *	9/2009	Armbruster	.....	D26/91
D603,083 S *	10/2009	Trumble et al.	.....	D26/90
D605,336 S *	12/2009	Miranda	.....	D26/90
D606,233 S *	12/2009	Benghozi	.....	D26/88
D635,711 S *	4/2011	Scutella'	.....	D26/88
D645,196 S *	9/2011	Hickok	.....	D26/88
D661,421 S *	6/2012	Hor et al.	.....	D26/84
D682,460 S *	5/2013	Wanders	.....	D26/88
D700,989 S *	3/2014	Rampolla et al.	.....	D26/90
D701,991 S *	4/2014	Blum et al.	.....	D26/90

\* cited by examiner

*Primary Examiner* — Clare E Heflin

(74) *Attorney, Agent, or Firm* — Calfee, Halter & Griswold LLP

(57) **CLAIM**

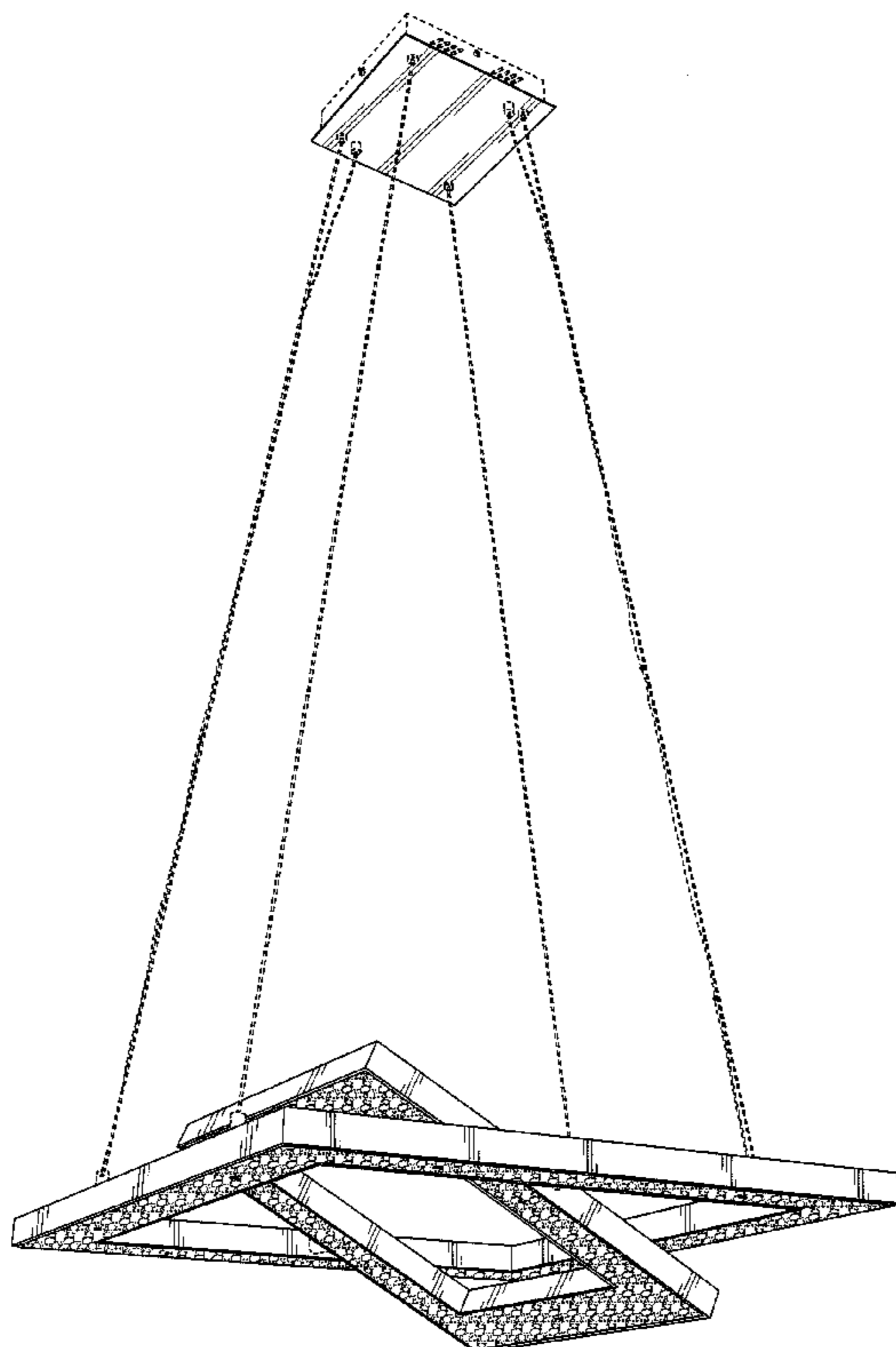
I claim the ornamental designs for a lighting fixture, as shown and described.

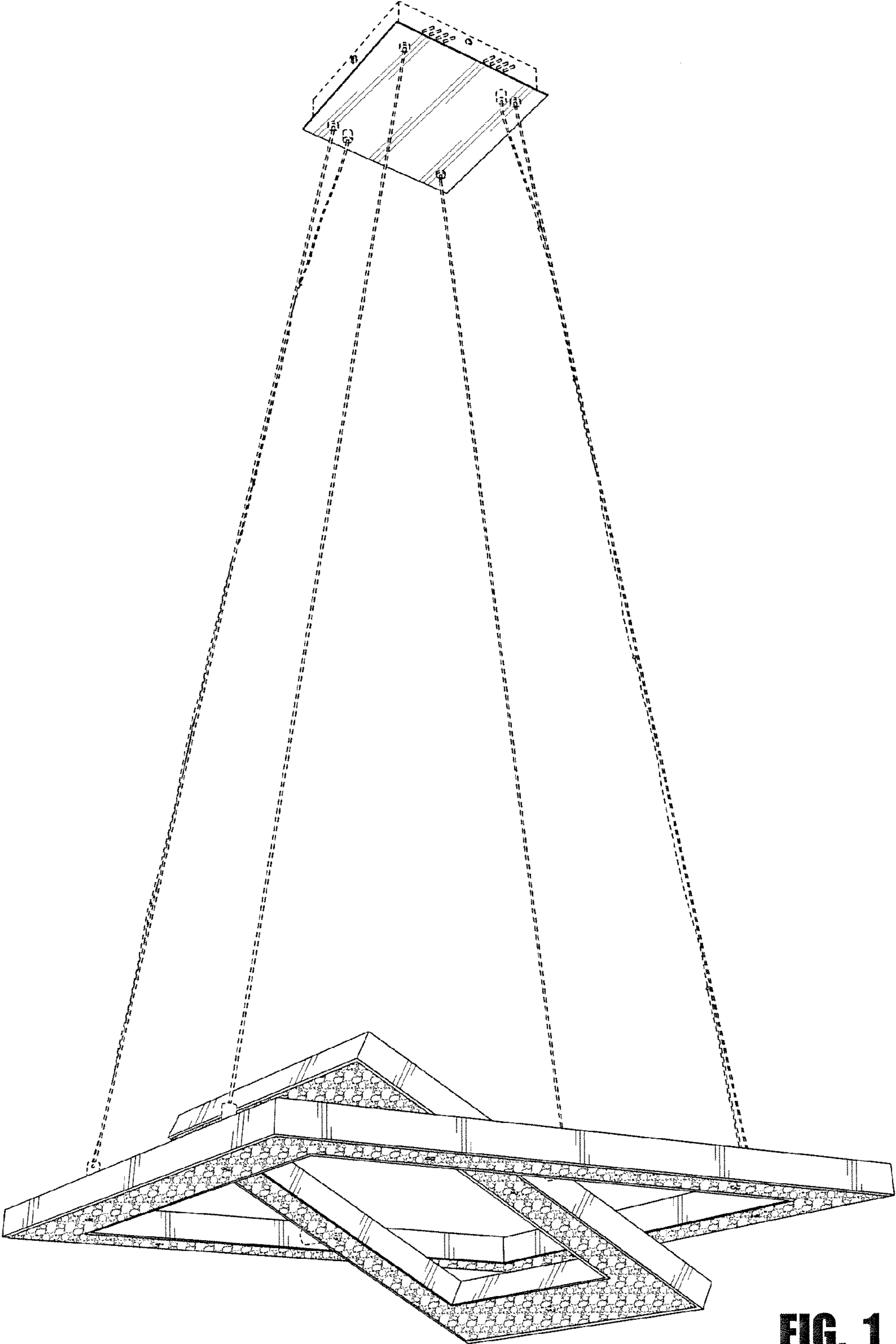
**DESCRIPTION**

FIG. 1 is a front perspective view of a lighting fixture. Excluding the inner frame, this fixture has four-way, ninety degree overall rotational symmetry. The canopy and outer frame each have a square horizontal cross section. The inner frame is square and pivots with respect to the outer frame; and, FIG. 2 is a top view of the lighting fixture of FIG. 1, shown with the inner frame pivoted to an orientation that is coplanar with the outer frame.

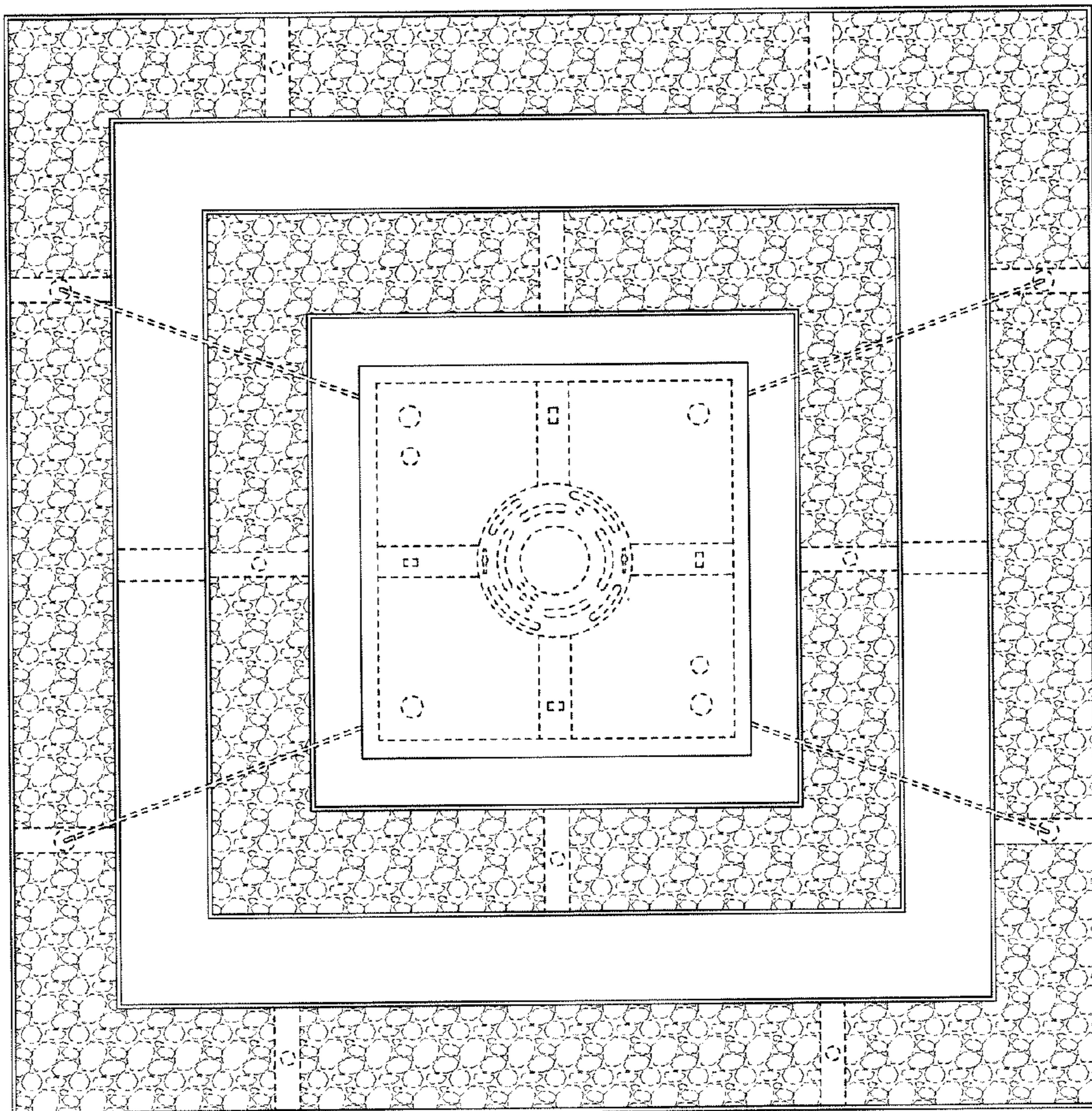
The broken lines shown in the drawing represent portions of the light fixture that form no part of the claimed design.

**1 Claim, 2 Drawing Sheets**





**FIG. 1**



**FIG. 2**