

US00D728120S

(12) **United States Design Patent**
Kram et al.

(10) **Patent No.:** **US D728,120 S**

(45) **Date of Patent:** **** Apr. 28, 2015**

(54) **ARCuate MEMBER FOR MOVING LIQUIDS
ALONG A MICROSCOPE SLIDE**

4,023,949 A 5/1977 Schlom et al.
4,107,940 A 8/1978 Schlom et al.
4,146,414 A 3/1979 Stormby

(71) Applicant: **Ventana Medical Systems, Inc.**, Tucson,
AZ (US)

(Continued)

(72) Inventors: **Brian Howard Kram**, Tucson, AZ (US);
Kevin David Marshall, Tucson, AZ
(US); **Michael Otter**, Tucson, AZ (US);
Carl David Martin, Oro Valley, AZ
(US); **Jessica Jones**, Oro Valley, AZ
(US)

FOREIGN PATENT DOCUMENTS

EP 0310399 4/1989
EP 0334534 9/1989

(Continued)

(73) Assignee: **Ventana Medical Systems, Inc.**, Tucson,
AZ (US)

OTHER PUBLICATIONS

English Translation of Japanese Office Action mailed Oct. 2, 2013,
Japanese Patent Office, JP Patent Application No. 2012-539061
(related to present application), International Filing Date: Nov. 15,
2010, Applicant: Ventana Medical Systems, Inc., 3 pages.

(Continued)

(**) Term: **14 Years**

Primary Examiner — Anhdao Doan

(21) Appl. No.: **29/450,292**

(74) *Attorney, Agent, or Firm* — Perkins Coie LLP

(22) Filed: **Mar. 15, 2013**

(51) **LOC (10) Cl.** **24-01**

(52) **U.S. Cl.**
USPC **D24/216**

(58) **Field of Classification Search**
USPC D24/216, 223, 225, 231, 232, 233, 186;
D10/81, 97; 435/28; 422/63, 523;
436/46, 54, 174, 180

See application file for complete search history.

(57)

CLAIM

The ornamental design for an arcuate member for moving
liquids along a microscope slide, as shown and described.

DESCRIPTION

FIG. 1 is a perspective view of an arcuate member showing
the new design.

FIG. 2 is a front view of the arcuate member in FIG. 1.

FIG. 3 is a back view of the arcuate member in FIG. 1.

FIG. 4 is a left side view of the arcuate member in FIG. 1.

FIG. 5 is a right side view of the arcuate member in FIG. 1.

FIGS. 6 and 7 are detailed views of portions of the arcuate
member in FIG. 1.

FIG. 8 is a plan view of the arcuate member in FIG. 1; and,

FIG. 9 is a bottom view of the arcuate member in FIG. 1.

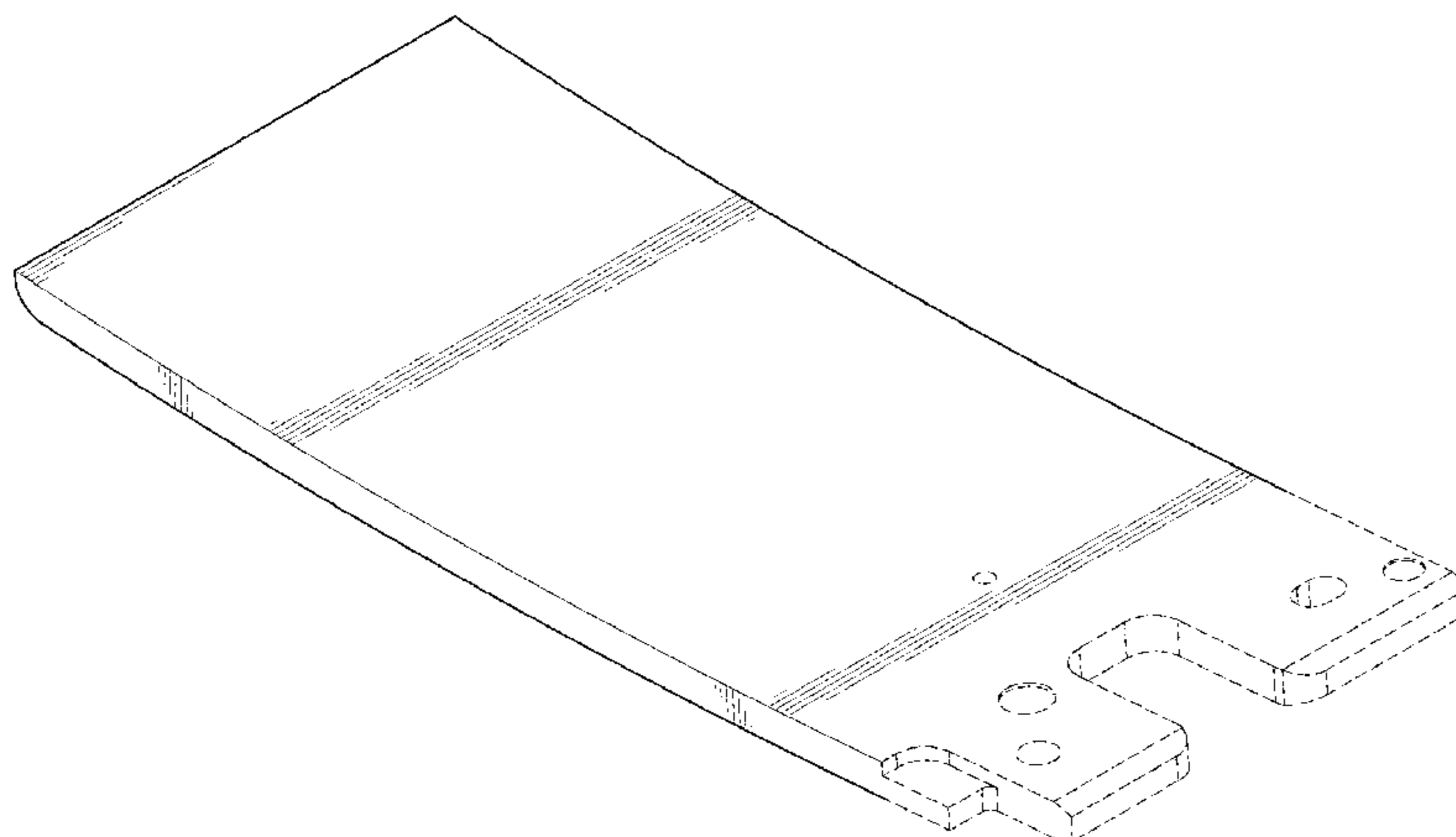
The details shown in broken lines illustrate portions of the
arcuate member that form no part of the claimed design.

(56) **References Cited**

U.S. PATENT DOCUMENTS

3,551,023 A 12/1970 Brackett
3,556,633 A 1/1971 Mutschmann et al.
3,672,745 A 6/1972 Speelman
3,961,346 A 6/1976 White
3,972,423 A 8/1976 Tipton

1 Claim, 5 Drawing Sheets



(56)

References Cited

U.S. PATENT DOCUMENTS

4,156,351 A 5/1979 Schlom et al.
 4,203,797 A 5/1980 Stormby
 4,336,765 A 6/1982 Coughlin
 4,359,013 A 11/1982 Prevo
 4,392,450 A 7/1983 Prevo
 4,418,527 A 12/1983 Schlom et al.
 4,428,793 A 1/1984 Sato et al.
 4,597,982 A 7/1986 Delameter
 4,731,335 A 3/1988 Brigati
 4,777,020 A 10/1988 Brigati
 4,790,640 A 12/1988 Nason
 4,801,431 A 1/1989 Cuomo et al.
 4,849,340 A 7/1989 Oberhardt
 4,911,782 A 3/1990 Brown
 5,002,736 A 3/1991 Babbitt et al.
 5,023,187 A 6/1991 Koebler et al.
 5,075,079 A 12/1991 Kerr et al.
 5,188,963 A 2/1993 Stapleton
 5,256,241 A 10/1993 Noever
 5,273,905 A 12/1993 Muller et al.
 5,281,516 A 1/1994 Stapleton et al.
 5,338,358 A 8/1994 Mizusawa et al.
 5,503,803 A 4/1996 Brown
 5,527,510 A 6/1996 Atwood et al.
 5,580,414 A 12/1996 Ljungmann
 5,658,723 A 8/1997 Oberhardt
 5,681,741 A 10/1997 Atwood et al.
 5,812,312 A 9/1998 Lorincz
 5,830,028 A 11/1998 Zovko et al.
 5,985,669 A 11/1999 Palander
 5,989,386 A 11/1999 Elliott
 6,037,168 A 3/2000 Brown
 6,083,759 A 7/2000 Teshima
 6,146,592 A 11/2000 Kawashima et al.
 6,180,314 B1 1/2001 Berndt
 6,197,494 B1 3/2001 Oberhardt
 6,239,906 B1 5/2001 Lorincz
 D445,909 S * 7/2001 Pogorzelski D24/224
 6,302,985 B1 10/2001 Takahashi et al.
 6,358,475 B1 3/2002 Berndt
 6,382,693 B1 5/2002 Ljungmann
 6,385,987 B2 5/2002 Schlom et al.
 6,395,536 B2 5/2002 Freeman
 6,403,931 B1 6/2002 Showalter et al.
 D464,141 S * 10/2002 McMenamy et al. D24/216
 6,474,386 B2 11/2002 Takahashi et al.
 6,485,918 B1 11/2002 Schermer et al.
 6,486,947 B2 11/2002 Modlin et al.
 6,544,395 B1 4/2003 Merchant et al.
 6,544,793 B2 4/2003 Berndt
 6,544,798 B1 4/2003 Christensen et al.
 6,567,214 B2 5/2003 Lorincz
 6,568,447 B1 5/2003 Sakai et al.
 6,589,650 B1 7/2003 Govek et al.
 6,626,224 B1 9/2003 Ljungmann
 6,703,247 B1 3/2004 Chu
 6,717,657 B2 4/2004 Berndt
 D495,806 S * 9/2004 Nørholm D24/225
 6,796,353 B2 9/2004 Lang et al.
 7,063,758 B2 6/2006 Sakayori et al.
 7,186,383 B2 3/2007 Webster et al.
 7,271,006 B2 9/2007 Reinhardt et al.
 D569,990 S * 5/2008 Fisch D24/225
 7,425,306 B1 9/2008 Kram
 7,468,160 B2 12/2008 Thompson et al.
 7,468,161 B2 12/2008 Reinhardt et al.
 D645,971 S * 9/2011 Taylor et al. D24/216

8,911,815 B2 12/2014 Kram et al.
 2002/0182115 A1 12/2002 Aghassi et al.
 2003/0087292 A1 5/2003 Chen et al.
 2003/0203493 A1 10/2003 Lemme et al.
 2003/0211630 A1 11/2003 Richards et al.
 2003/0231987 A1 12/2003 Carmack et al.
 2004/0023371 A1 2/2004 Fawcett
 2004/0082058 A1 4/2004 Schleifer et al.
 2004/0092024 A1 5/2004 Reinhardt et al.
 2005/0089949 A1 4/2005 Baer et al.
 2005/0153453 A1 7/2005 Copeland et al.
 2005/0164374 A1 7/2005 Kram
 2005/0186114 A1 8/2005 Reinhardt et al.
 2005/0270642 A1 12/2005 McLellan et al.
 2006/0019302 A1 1/2006 Lemme et al.
 2006/0035369 A1 2/2006 Gauer et al.
 2006/0051253 A1 3/2006 Gausepohl
 2006/0105462 A1 5/2006 Sellek-Prince
 2006/0120921 A1 6/2006 Elliot et al.
 2006/0148063 A1 7/2006 Fauzzi et al.
 2006/0166371 A1 7/2006 Testa et al.
 2008/0050511 A1 2/2008 Sellek-Prince
 2010/0031757 A1 2/2010 Hoyer
 2011/0217731 A1 9/2011 Burgart et al.
 2011/0305842 A1 12/2011 Kram
 2011/0308542 A1 12/2011 Wyatt et al.
 2013/0052331 A1 2/2013 Kram et al.
 2013/0203100 A1 8/2013 Otter et al.

FOREIGN PATENT DOCUMENTS

EP 0502108 9/1992
 EP 0611598 8/1994
 EP 0801732 10/1997
 GB 1562643 3/1980
 JP 0743278 2/1995
 JP 2008507701 A 3/2008
 WO WO-9115826 A1 10/1991
 WO WO-9319207 9/1993
 WO WO-9520176 7/1995
 WO WO-9621142 7/1996
 WO WO-9709616 3/1997
 WO WO-9726541 A1 7/1997
 WO WO-9934190 7/1999
 WO WO-9949295 A1 9/1999
 WO WO-2005064309 7/2005
 WO WO-2006012498 2/2006
 WO WO-2006055096 5/2006
 WO WO-2010074915 A2 7/2010
 WO WO-2010074917 A1 7/2010
 WO WO-2011002779 A2 1/2011
 WO WO-2011060387 5/2011
 WO WO-2011139978 A1 11/2011
 WO WO-2013127990 A1 9/2013
 WO WO-2014-102160 A1 7/2014
 WO WO-2014102161 A2 7/2014
 WO WO-2014105739 A1 7/2014
 WO WO-2014105744 A2 7/2014

OTHER PUBLICATIONS

International Searching Authority, International Search Report and Written Opinion, PCT/US2010/056752, mailed Apr. 29, 2011, 8 pages.
 International Searching Authority: European Patent Office; International Search Report for PCT Application No. PCT/EP2013/077648; Applicant: Ventana Medical Systems, Inc.; Date of Mailing: Sep. 16, 2014 (4 pages).

* cited by examiner

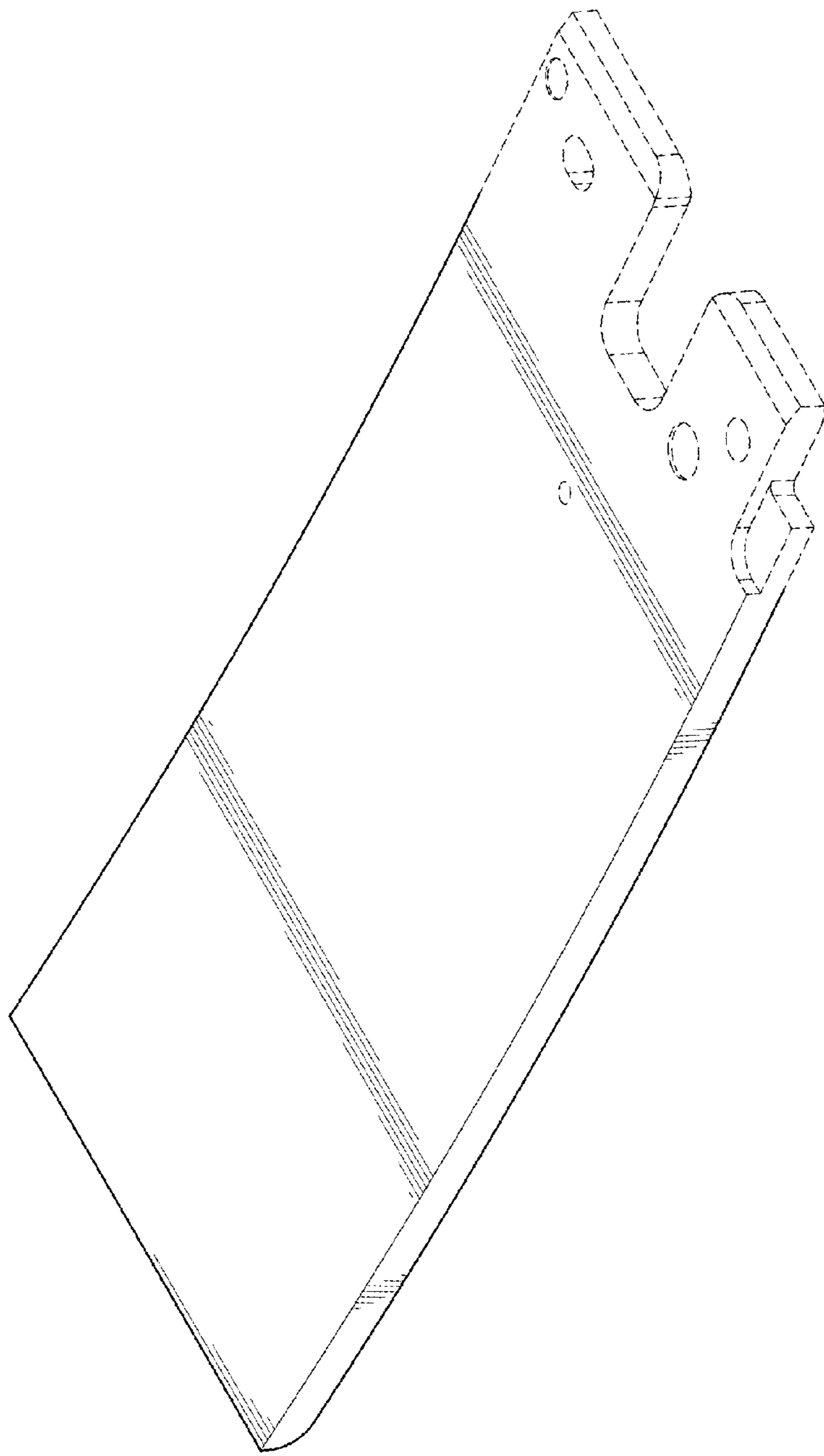


FIG. 1




FIG. 3

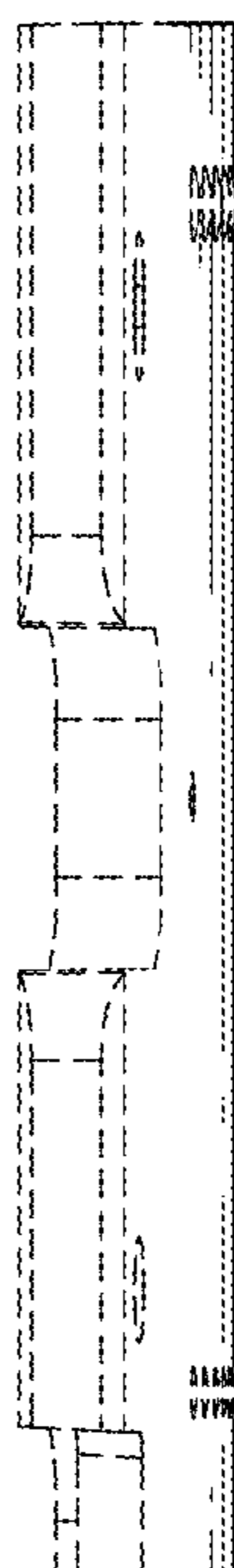


FIG. 2

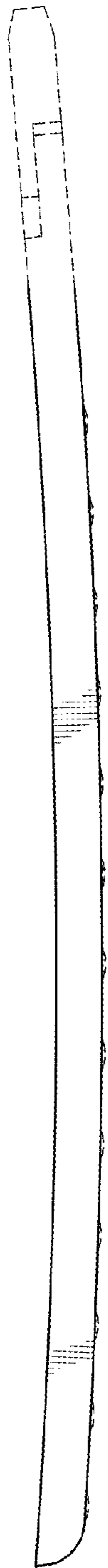


FIG. 4

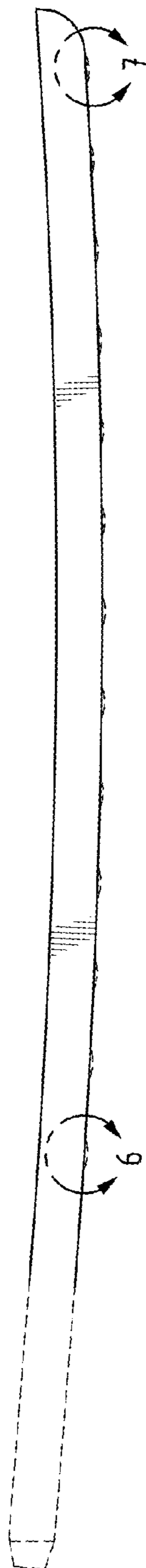


FIG. 5

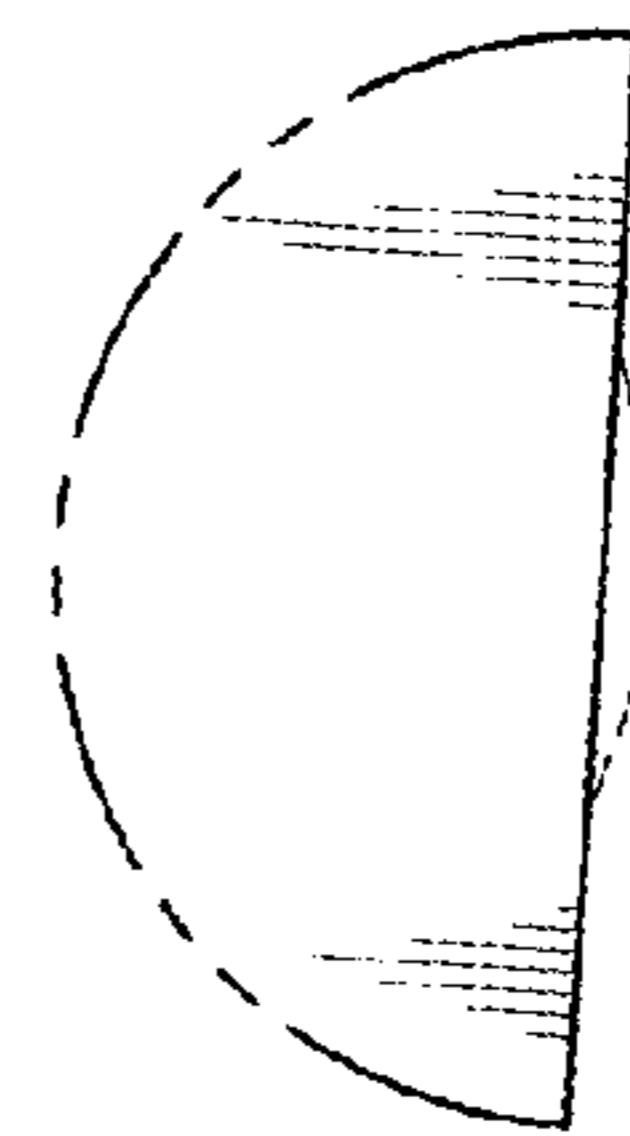


FIG. 6



FIG. 7




FIG. 8




FIG. 9