



US00D728112S

(12) **United States Design Patent**  
**Higgins**

(10) **Patent No.:** **US D728,112 S**  
(45) **Date of Patent:** **\*\* Apr. 28, 2015**

- (54) **COMPRESSION CALF SLEEVE**
- (71) Applicant: **ING Source, Inc.**, Hickory, NC (US)
- (72) Inventor: **David B. Higgins**, Newton, NC (US)
- (73) Assignee: **ING Source, Inc.**, Hickory, NC (US)
- (\*\*) Term: **14 Years**
- (21) Appl. No.: **29/471,039**
- (22) Filed: **Oct. 28, 2013**
- (51) **LOC (10) Cl.** ..... **24-04**
- (52) **U.S. Cl.**  
USPC ..... **D24/190**
- (58) **Field of Classification Search**  
USPC ..... D24/190, 192; D29/120.1, 120, 121.1;  
602/3, 5, 6, 16, 20-23, 26, 60-64;  
2/16, 22, 24; 607/108  
See application file for complete search history.

(56) **References Cited**

**U.S. PATENT DOCUMENTS**

1,258,052	A *	3/1918	Stall	.....	602/63
D331,801	S *	12/1992	Shiono	.....	D24/190
6,158,051	A *	12/2000	Belzidsky	.....	2/22
6,371,933	B1 *	4/2002	Gardon-Mollard	.....	602/62
D551,351	S *	9/2007	Silva	.....	D24/190
D560,041	S *	1/2008	Cook et al.	.....	D29/120.1

D574,084	S *	7/2008	Reinhardt	.....	D24/190
D665,950	S *	8/2012	Rokitta	.....	D29/121.1
D668,396	S *	10/2012	Shamis et al.	.....	D29/120.1
2002/0029012	A1 *	3/2002	Gardon-Mollard	.....	602/62
2006/0079824	A1 *	4/2006	Munch-Fals et al.	.....	602/60
2012/0010551	A1 *	1/2012	Farrow et al.	.....	602/75
2014/0058311	A1 *	2/2014	Higgins	.....	602/63
2014/0100502	A1 *	4/2014	Chandler, Jr.	.....	602/26

\* cited by examiner

*Primary Examiner* — George D Kirschbaum

*Assistant Examiner* — Jennifer Watkins

(74) *Attorney, Agent, or Firm* — Schwartz Law Firm, P.C.

(57) **CLAIM**

I claim the ornamental design for a compression calf sleeve, as shown and described.

**DESCRIPTION**

FIG. 1 is a perspective view of a compression calf sleeve, as worn on the leg of a user;  
 FIG. 2 is a front view of the compression calf sleeve;  
 FIG. 3 is a rear view of the compression calf sleeve;  
 FIG. 4 is a left side view of the compression calf sleeve; and,  
 FIG. 5 is a right side view of the compression calf sleeve.  
 The broken line showing of a human leg in FIG. 1 is for the purpose of showing environment which forms no part of the claimed design. The broken line showing of a front logo and rear seam are for the purpose of illustrating portions of the sleeve which form no part of the claimed design. The patterns on the sleeve represent claimed yarn and thread contrast.

**1 Claim, 5 Drawing Sheets**

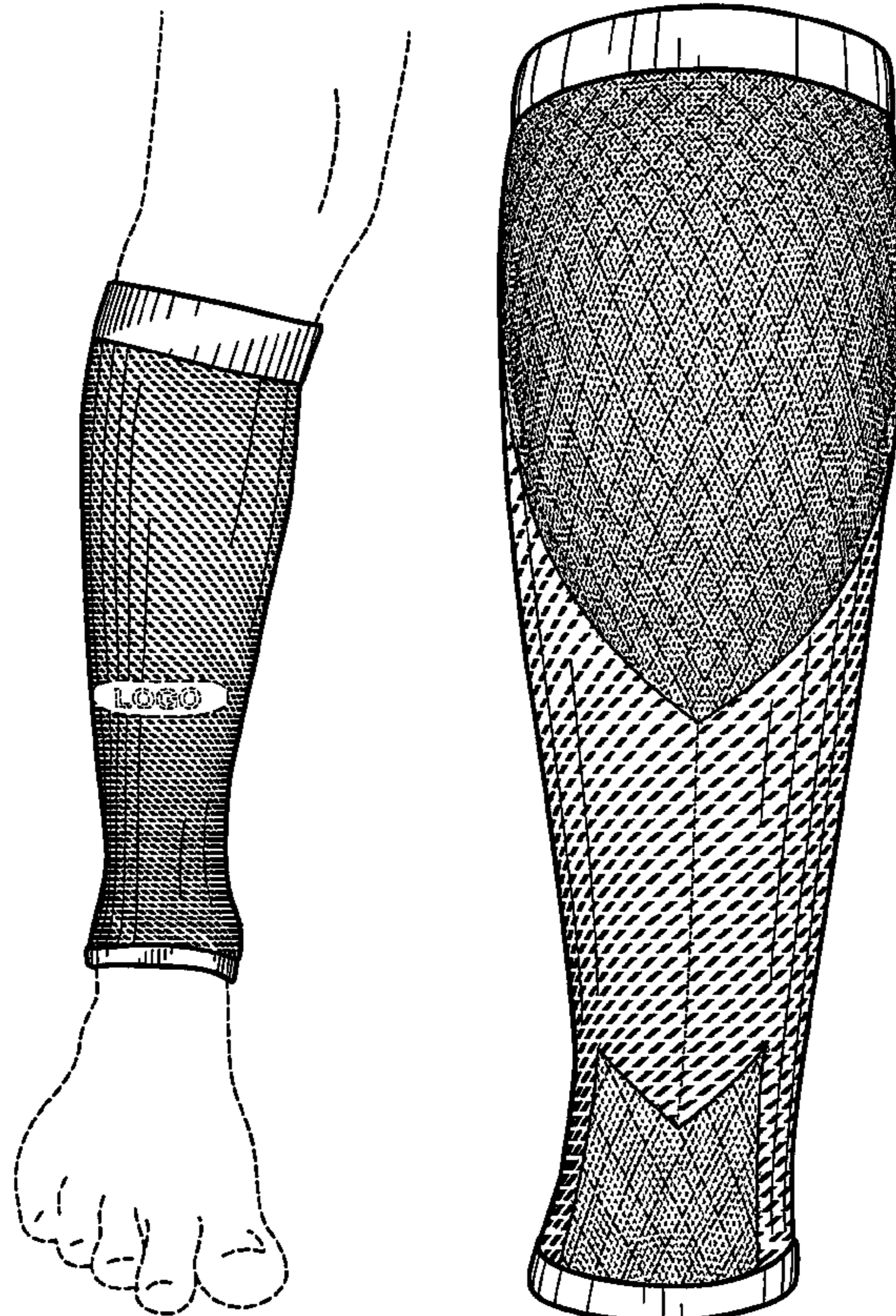
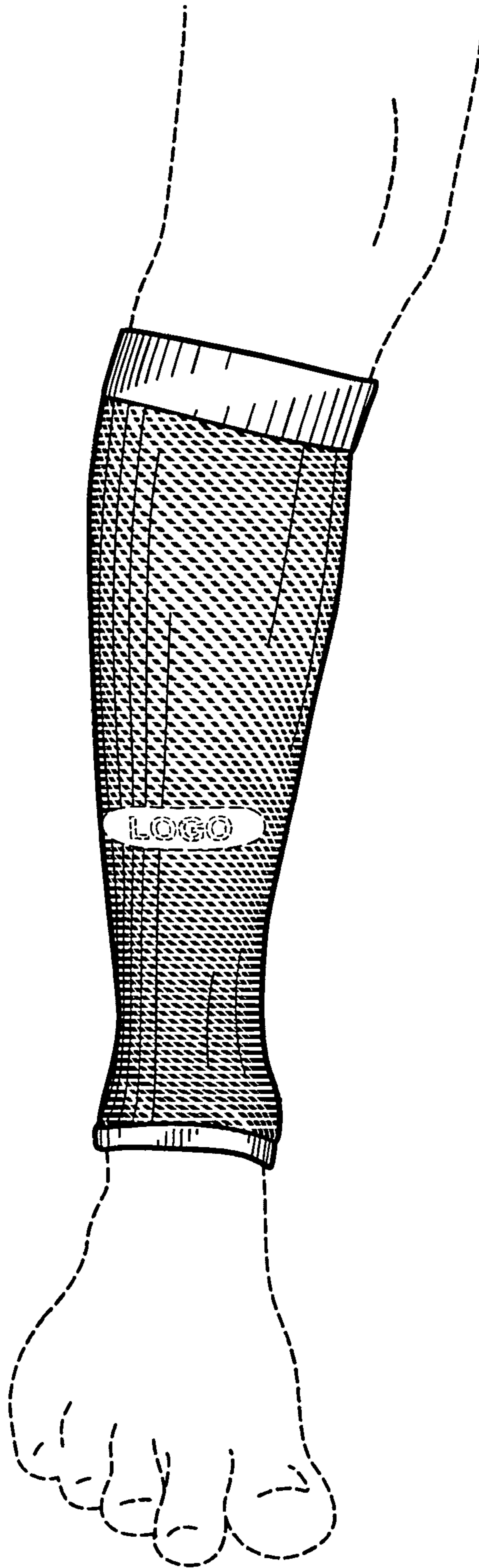


Fig. 1





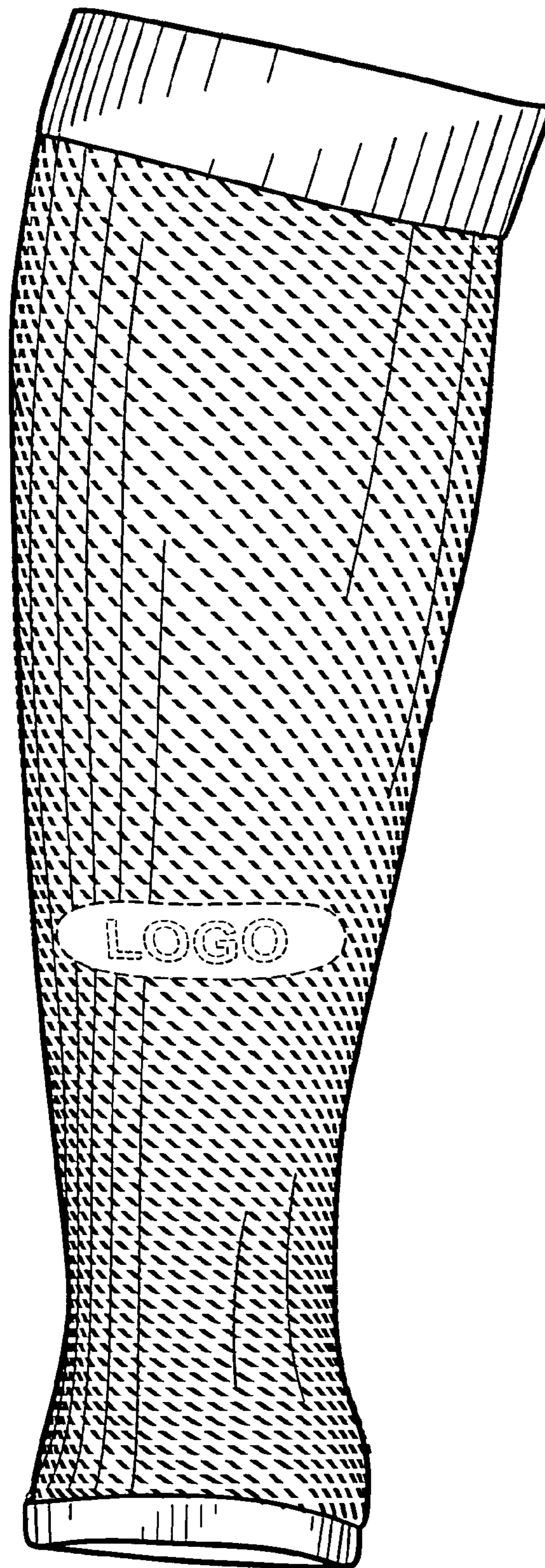


Fig. 2

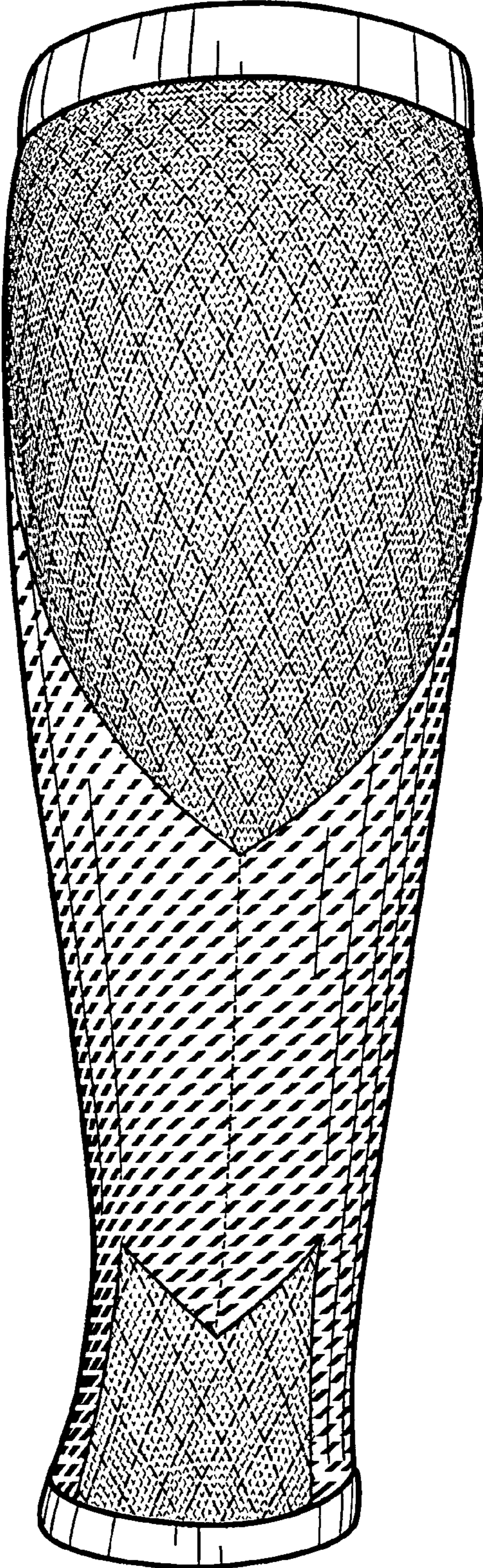


Fig. 3



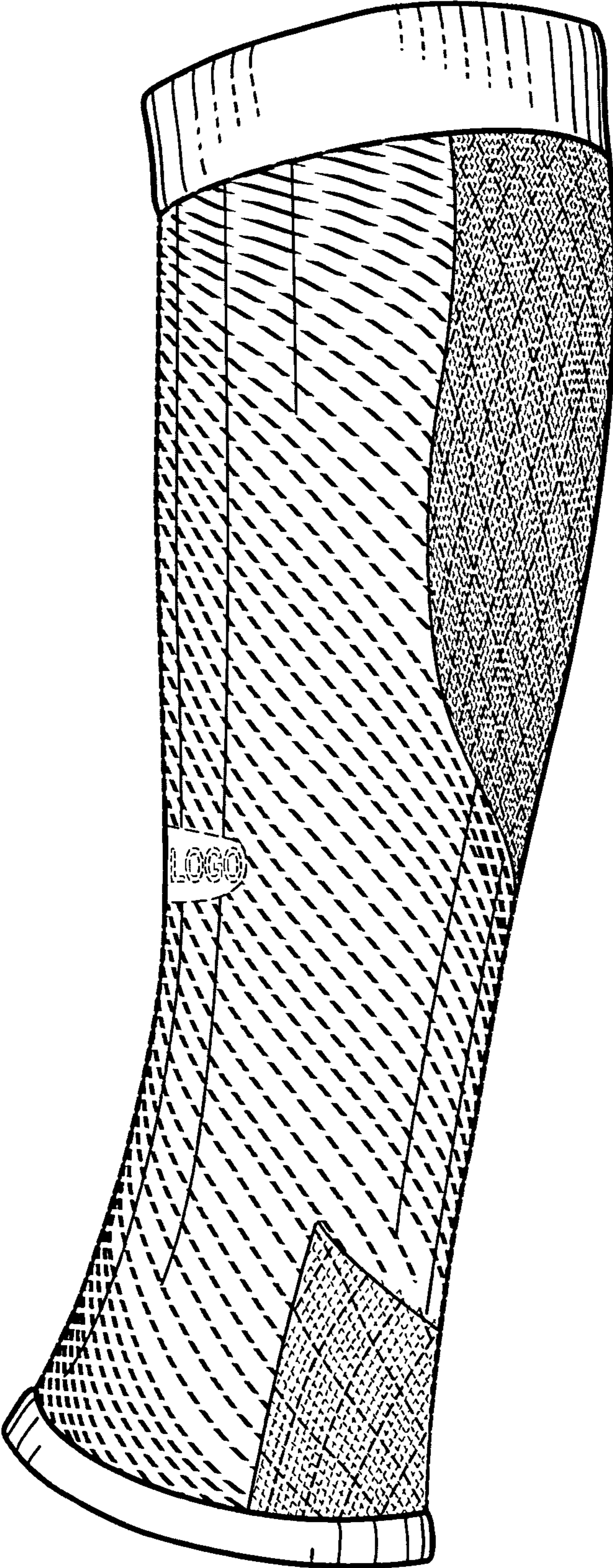


Fig. 4

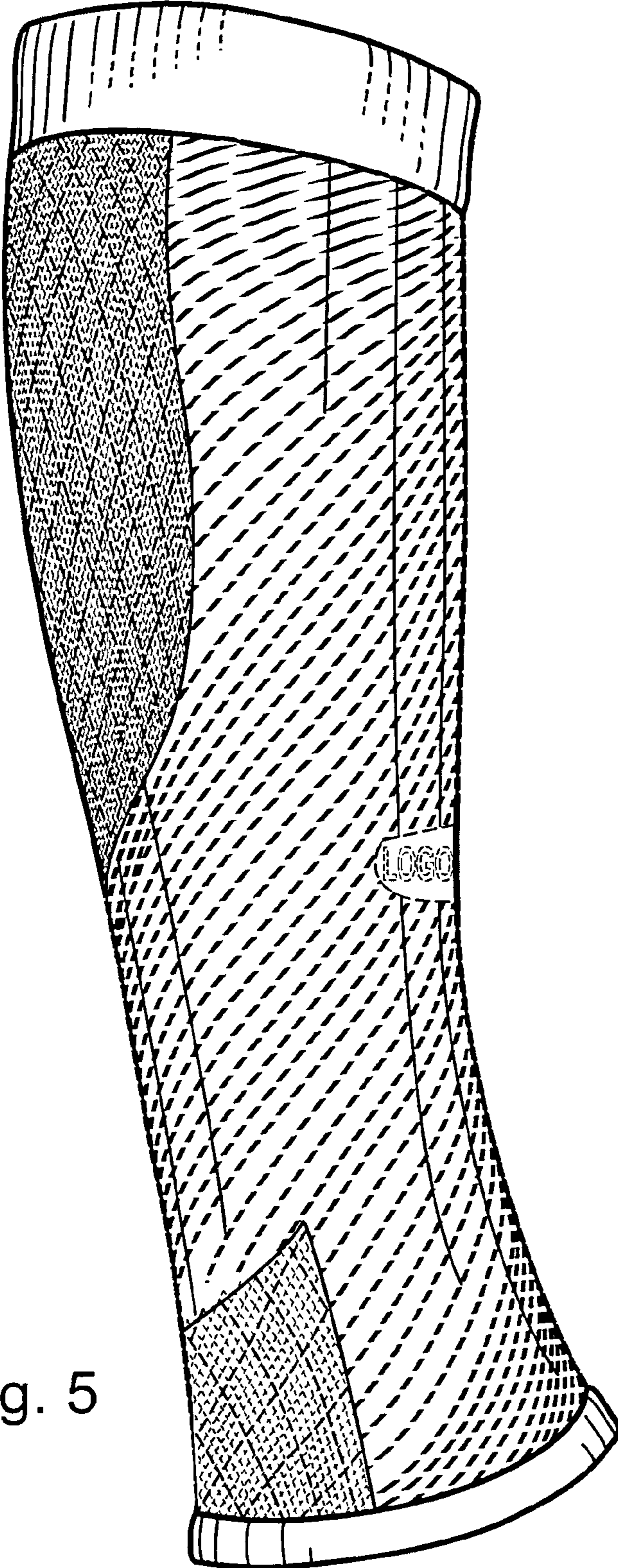


Fig. 5