



US00D728102S

(12) **United States Design Patent**
Heipl

(10) **Patent No.:** **US D728,102 S**

(45) **Date of Patent:** **** *Apr. 28, 2015**

(54) **OCCLUSION DEVICE**

(75) Inventor: **Michael Heipl**, Erfurt (DE)

(73) Assignee: **Occlutech Holding AG**, Schaffhausen (CH)

(*) Notice: This patent is subject to a terminal disclaimer.

(**) Term: **14 Years**

(21) Appl. No.: **29/419,646**

(22) Filed: **Apr. 30, 2012**

(51) **LOC (10) Cl.** **24-02**

(52) **U.S. Cl.**
USPC **D24/155**

(58) **Field of Classification Search**
USPC D24/155, 156, 133, 152, 154, 135,
D24/144-146, 151; 606/194, 198, 213, 191,
606/151, 157; 604/1.02, 103.02; 623/23.54,
623/23.7, 1.15, 903
See application file for complete search history.

(56) **References Cited**

U.S. PATENT DOCUMENTS

7,828,818 B2 * 11/2010 Zang et al. 606/213
8,034,061 B2 * 10/2011 Amplatz et al. 606/151

8,100,938 B2 * 1/2012 Figulla et al. 606/213
2007/0112380 A1 * 5/2007 Figulla et al. 606/213
2009/0018562 A1 * 1/2009 Amplatz et al. 606/157
2011/0046662 A1 * 2/2011 Moszner et al. 606/213
2011/0066180 A1 * 3/2011 Zeng et al. 606/213
2011/0307000 A1 * 12/2011 Amplatz et al. 606/191
2012/0035643 A1 * 2/2012 Khairkahan et al. 606/194
2012/0065667 A1 * 3/2012 Javois et al. 606/213

* cited by examiner

Primary Examiner — Ian Simmons

Assistant Examiner — Charles Hanson

(74) *Attorney, Agent, or Firm* — Inskeep IP Group, Inc.


(57) **CLAIM**

The ornamental design for an occlusion device, as shown and described.

DESCRIPTION

FIG. 1 is a perspective view of an occlusion device showing my new design;
FIG. 2 is a top view thereof;
FIG. 3 is a bottom view thereof; and,
FIG. 4 is a front view thereof, wherein the back, left side and right side are identical thereto.
The broken line showing is included for the purpose of illustrating environment and forms no part of the claimed design.

1 Claim, 2 Drawing Sheets






Fig. 1




Fig. 2

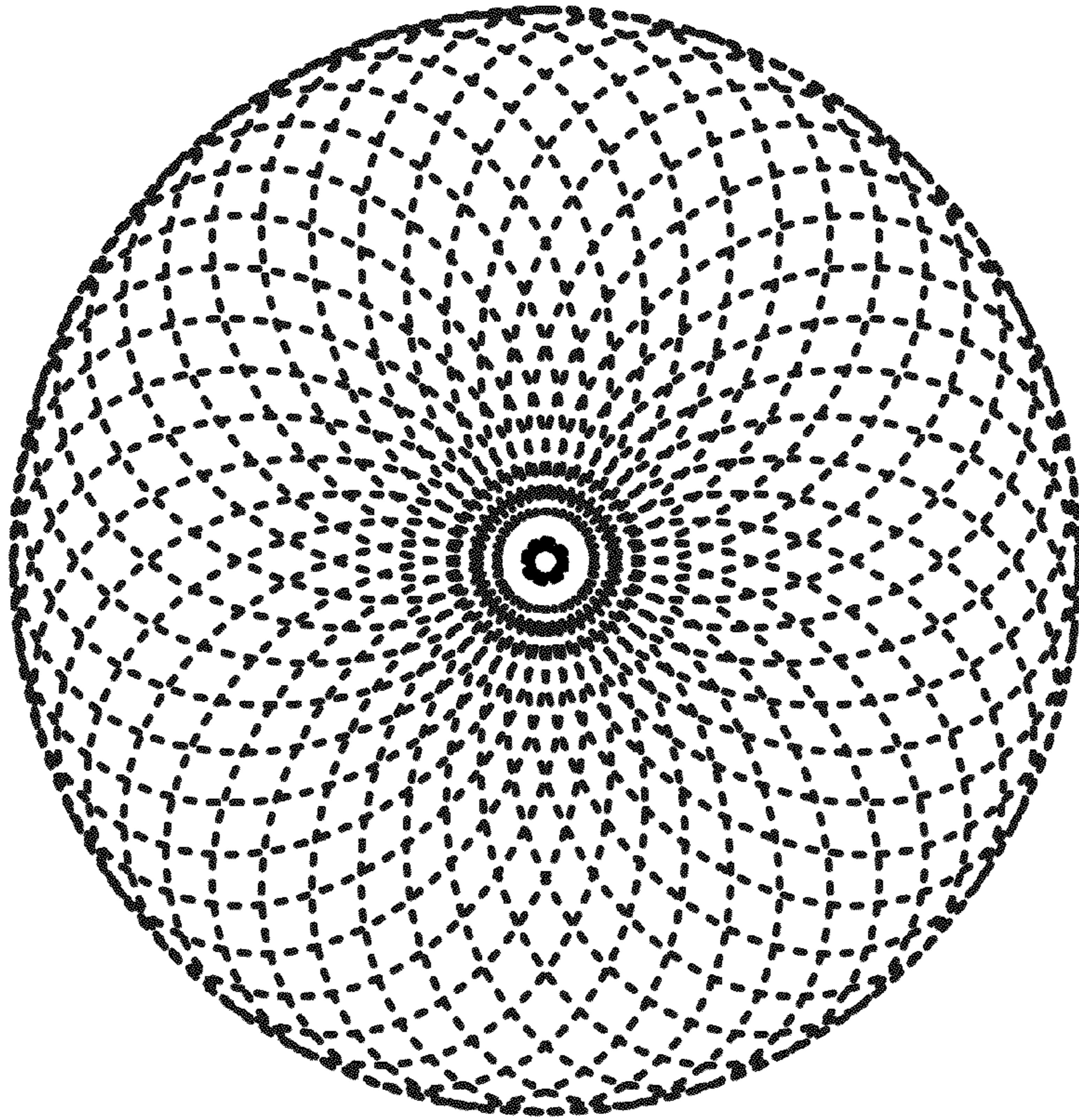


Fig. 3




Fig. 4