



US00D728080S

(12) **United States Design Patent**
Selby

(10) **Patent No.:** **US D728,080 S**

(45) **Date of Patent:** **** Apr. 28, 2015**

(54) **SELF PRIMING HOSE**

(71) Applicant: **William J. Selby**, Stoughton, MA (US)

(72) Inventor: **William J. Selby**, Stoughton, MA (US)

(**) Term: **14 Years**

(21) Appl. No.: **29/491,466**

(22) Filed: **May 21, 2014**

(51) **LOC (10) Cl.** **23-01**

(52) **U.S. Cl.**
USPC **D23/266**

(58) **Field of Classification Search**
USPC D23/205, 213, 223, 224, 229, 230, 259,
D23/262, 263, 266; D24/129; D13/155;
138/103, 105, 109, 118, 118.1, 121,
138/122, 126, 128, 140, 154, 155, 157, 158,
138/167, 173, 177; 285/58, 83, 124.1,
285/124.5, 179, 179.1

See application file for complete search history.

(56) **References Cited**

U.S. PATENT DOCUMENTS

2,123,651 A * 7/1938 Gallagher 417/201
D406,493 S * 3/1999 Kibbe D7/597
D472,558 S * 4/2003 MacPherson et al. D15/7
7,361,274 B2 * 4/2008 Lazaredes 210/636
D589,984 S * 4/2009 Roesler D15/7

D622,545 S * 8/2010 Wahl D7/510
D622,547 S * 8/2010 Carreno D7/510
D633,745 S * 3/2011 Ross D7/300.1

OTHER PUBLICATIONS

Self-Priming Hose, reference Jun. 4, 2006 online, [site visited Sep. 18, 2014]. Available from internet <URL: <http://www.shammysolutions.com/site/1618064/product/100-23>>.*

Self-Priming Copper Jiggler Pump, reference Nov. 6, 2010 online, [site visited Sep. 18, 2014]. Available from internet <URL: <http://www.harborfreight.com/self-priming-copper-jiggler-pump-47334.html>>.*

* cited by examiner

Primary Examiner — Eric Goodman

Assistant Examiner — Daniel J Domino

(74) *Attorney, Agent, or Firm* — Steven N. Fox, Esq.

(57) **CLAIM**

The ornamental design for a self priming hose, as shown and described.

DESCRIPTION

FIG. 1 is a perspective view of a self priming hose according to the present invention;

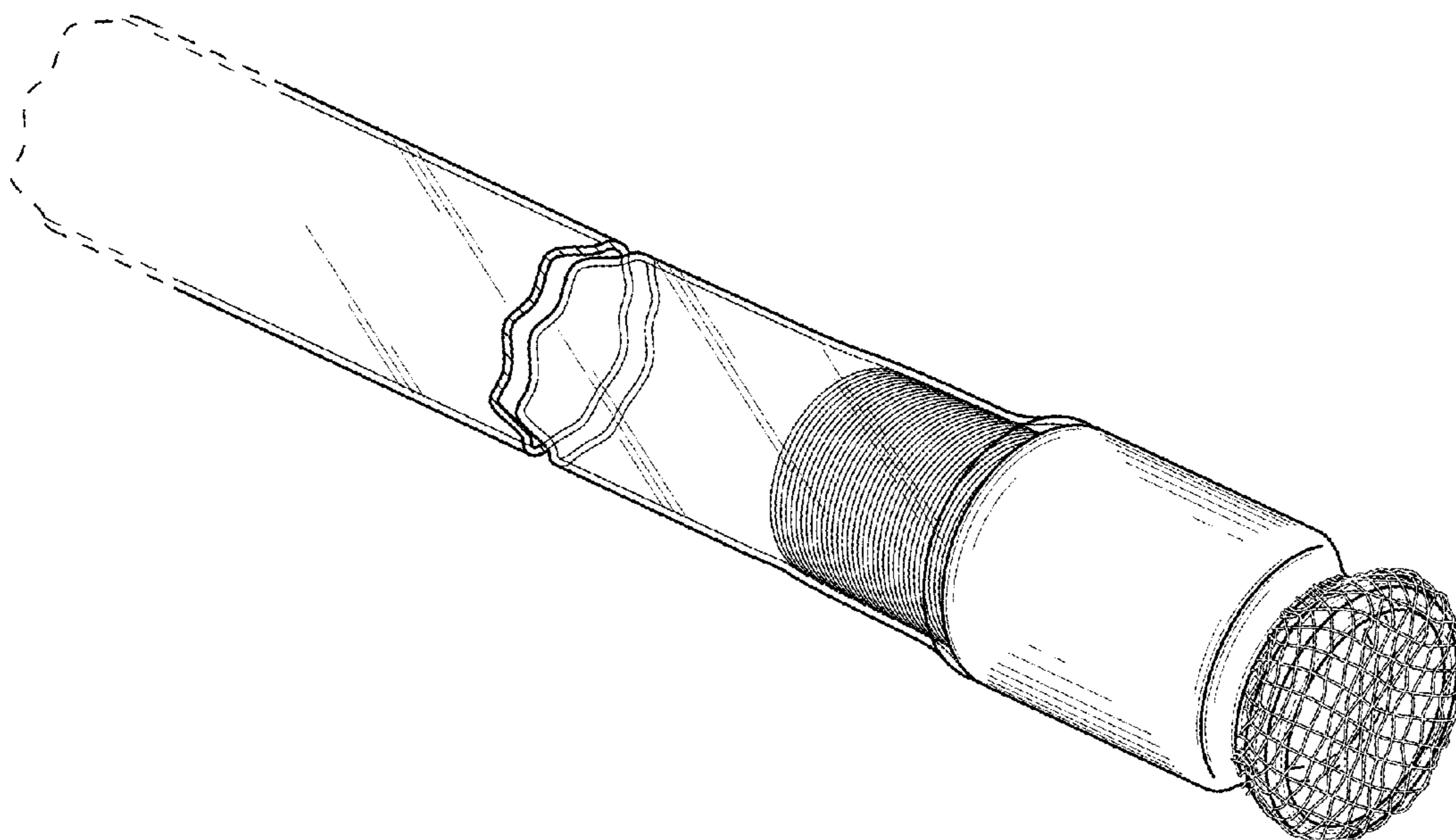
FIG. 2 is a top view thereof; the bottom, left and right side views being a mirror image thereof;

FIG. 3 is a front view thereof; and,

FIG. 4 is a rear view thereof.

The broken line showing is included for the purpose of illustrating portions of the article and forms no part of the claimed design.

1 Claim, 2 Drawing Sheets



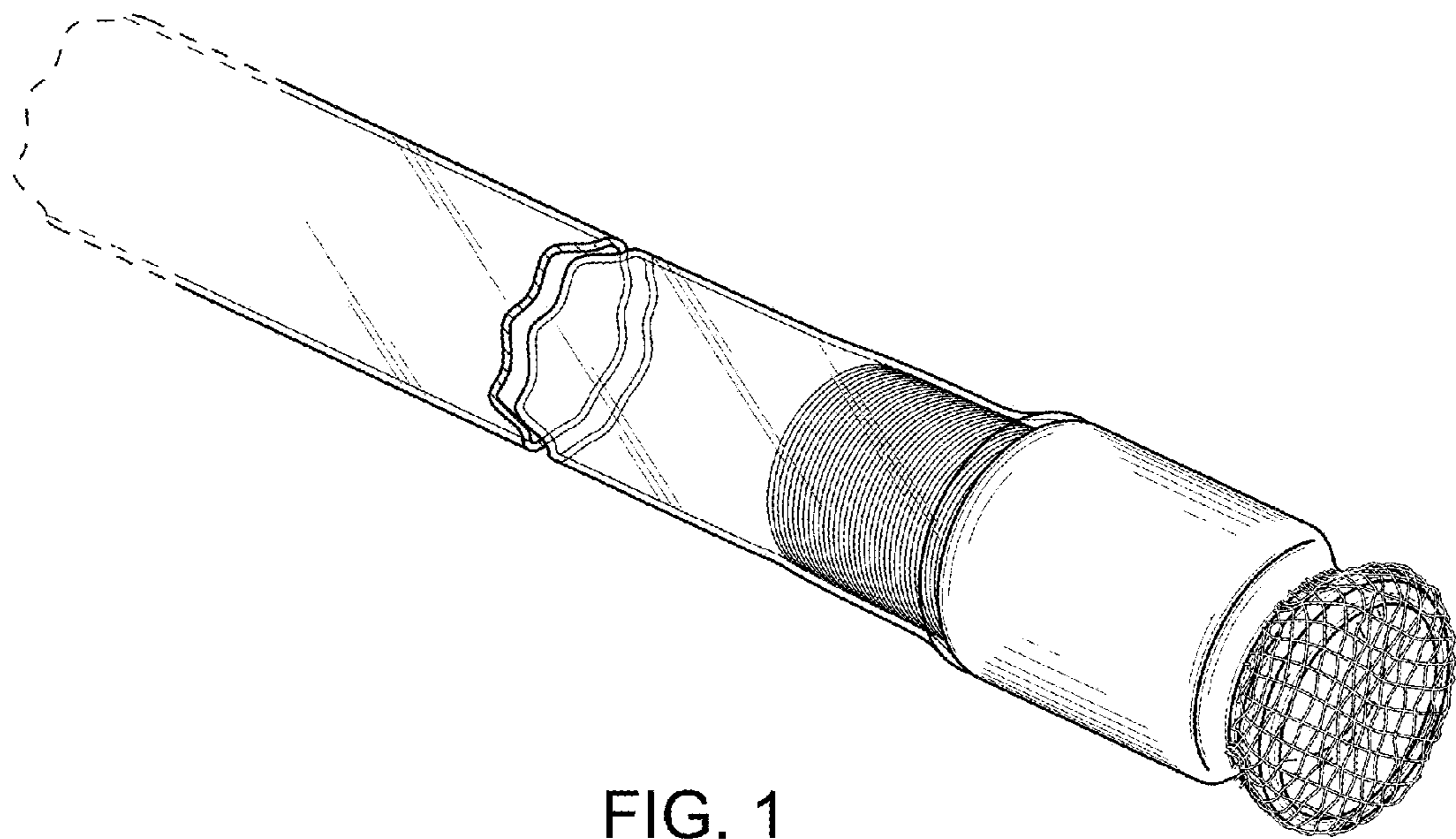


FIG. 1

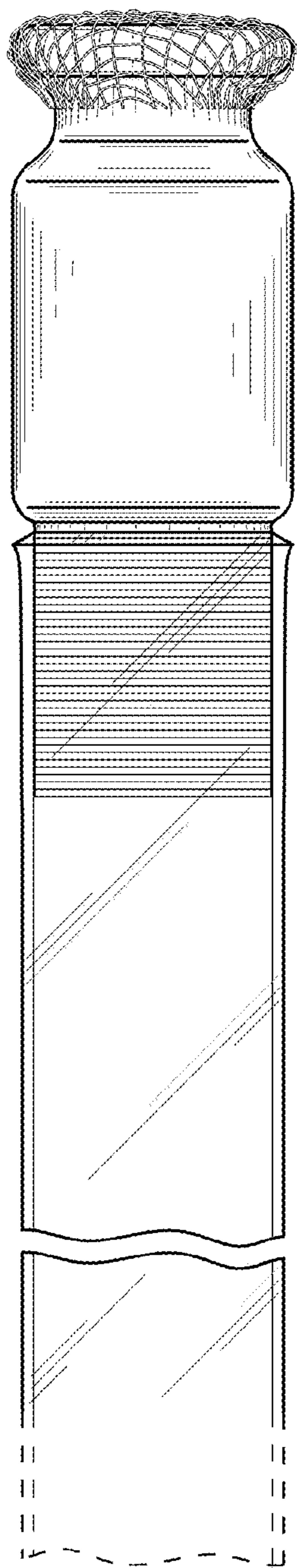


FIG. 2

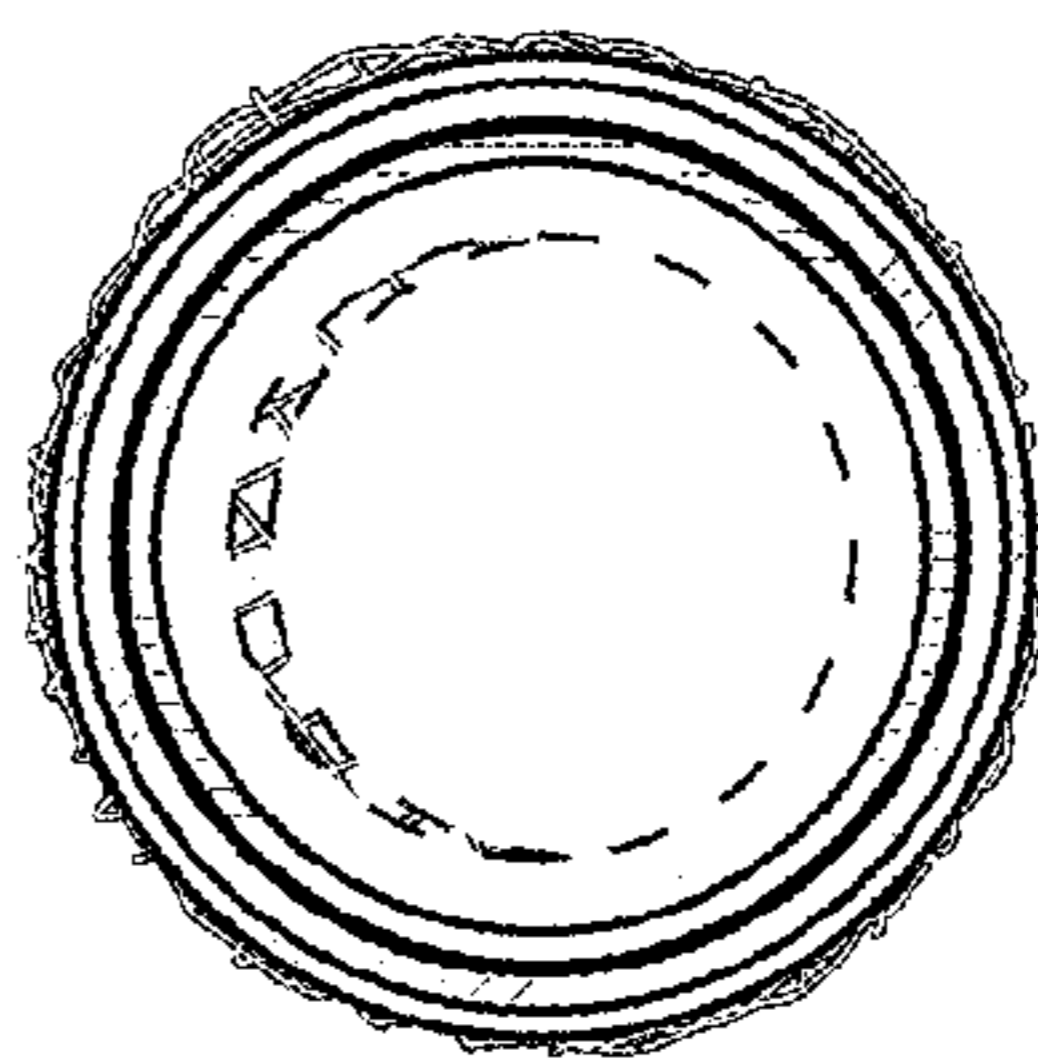


FIG. 3

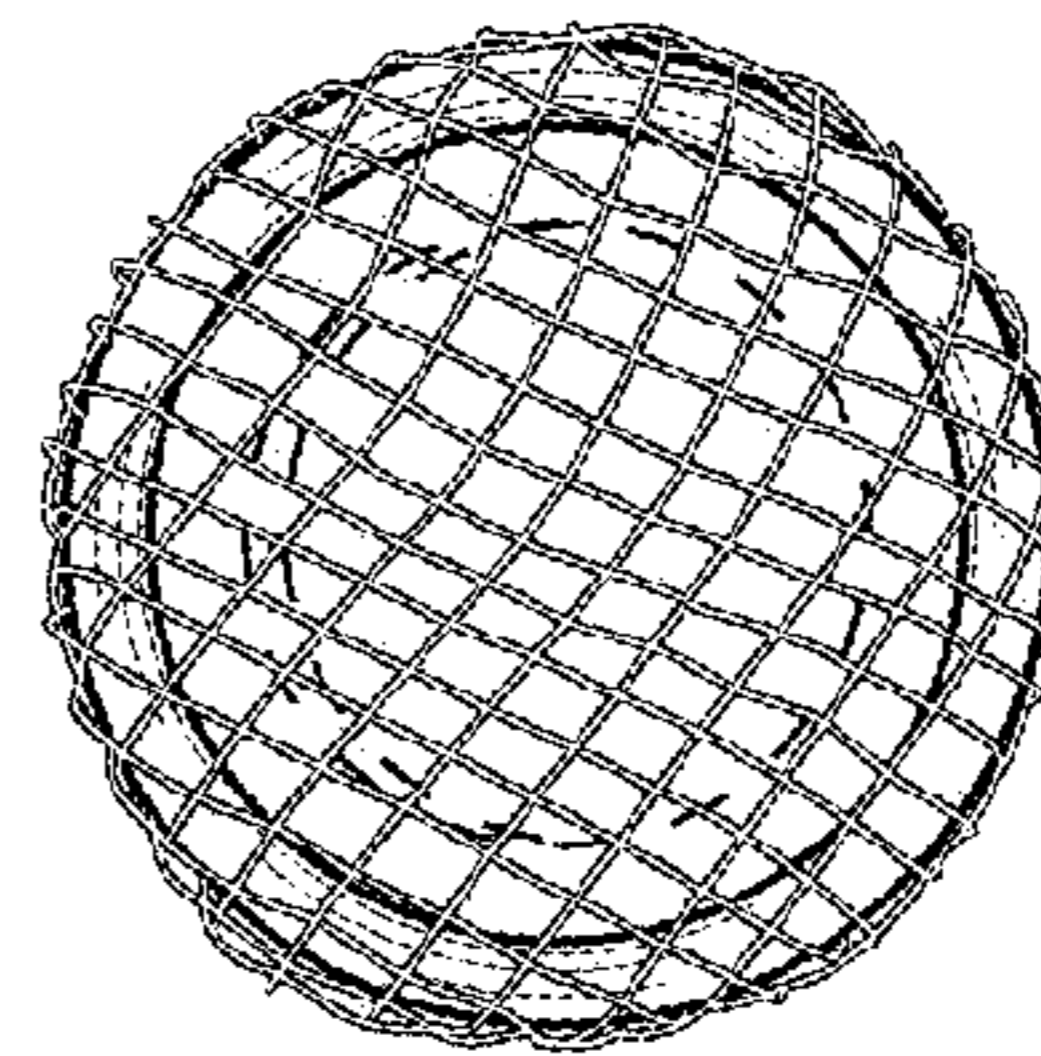


FIG. 4