



US00D728063S

(12) **United States Design Patent**
Hwang

(10) **Patent No.:** **US D728,063 S**

(45) **Date of Patent:** **** Apr. 28, 2015**

(54) **PEPPER SPRAY**

(71) Applicant: **In-Cheol Hwang**, Seoul (KR)

(72) Inventor: **In-Cheol Hwang**, Seoul (KR)

(**) Term: **14 Years**

(21) Appl. No.: **29/460,401**

(22) Filed: **Jul. 10, 2013**

(30) **Foreign Application Priority Data**

Mar. 8, 2013 (KR) 30-2013-0012028

(51) **LOC (10) CL.** **22-01**

(52) **U.S. CL.**

USPC **D22/117**

(58) **Field of Classification Search**

USPC D22/117; D28/5; D19/169, 174, 917;
222/153.03, 153.11, 402.1, 402.11,
222/365

See application file for complete search history.

(56) **References Cited**

U.S. PATENT DOCUMENTS

3,823,853 A * 7/1974 Alden 222/365
D364,669 S * 11/1995 Winner D22/117

D531,256 S * 10/2006 Larsen et al. D22/117
D668,733 S * 10/2012 Pucciarelli D22/117
D681,768 S * 5/2013 Ross et al. D22/117
D689,134 S * 9/2013 Landow D19/174
D690,383 S * 9/2013 Sheikh et al. D22/117
D706,383 S * 6/2014 Ben-Yair D22/117

* cited by examiner

Primary Examiner — Catheri Oliver-Garcia

(74) *Attorney, Agent, or Firm* — Jefferson IP Law, LLP

(57) **CLAIM**

The ornamental design for a pepper spray, as shown and described.

DESCRIPTION

FIG. 1 is a top plan view of a pepper spray, showing a new design;
FIG. 2 is a front elevational view thereof;
FIG. 3 is a right side elevational view thereof;
FIG. 4 is a perspective view thereof;
FIG. 5 is a rear elevational view thereof;
FIG. 6 is a left side elevational view thereof; and
FIG. 7 is a bottom plan view thereof; and
FIG. 8 is a perspective view thereof showing the a pepper spray in an alternative configuration.

1 Claim, 8 Drawing Sheets



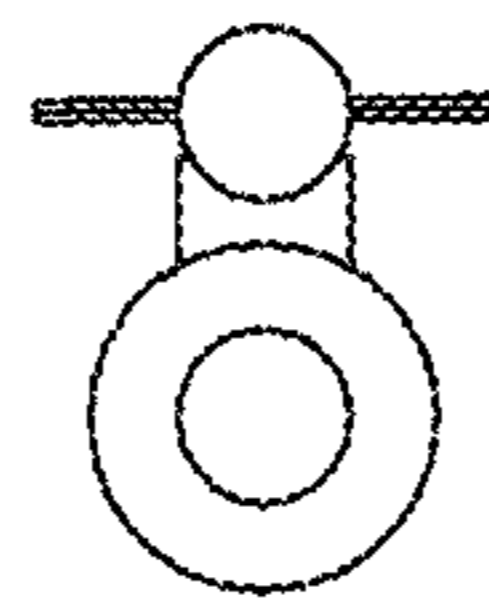


FIG. 1

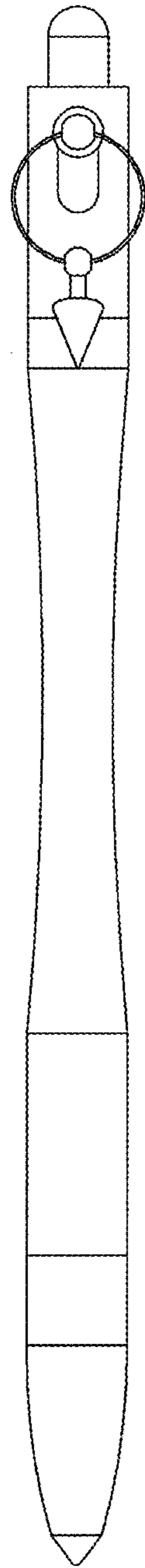


FIG. 2




FIG. 3




FIG. 4

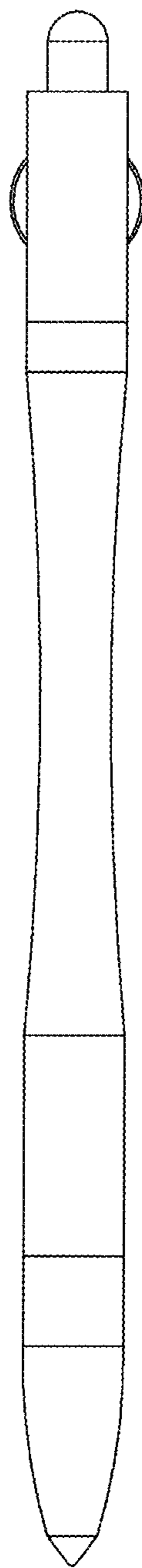


FIG. 5




FIG. 6

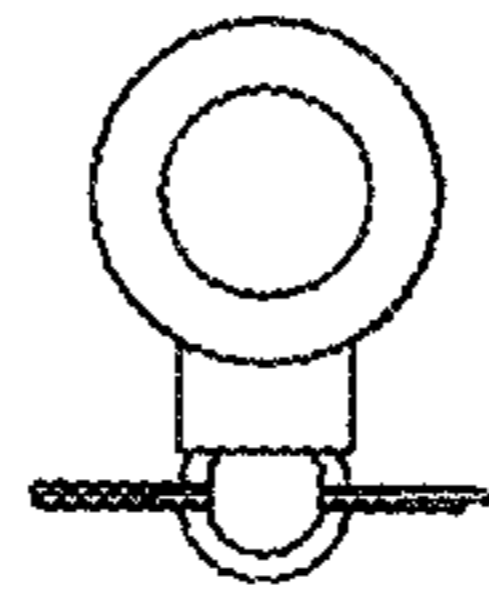


FIG. 7

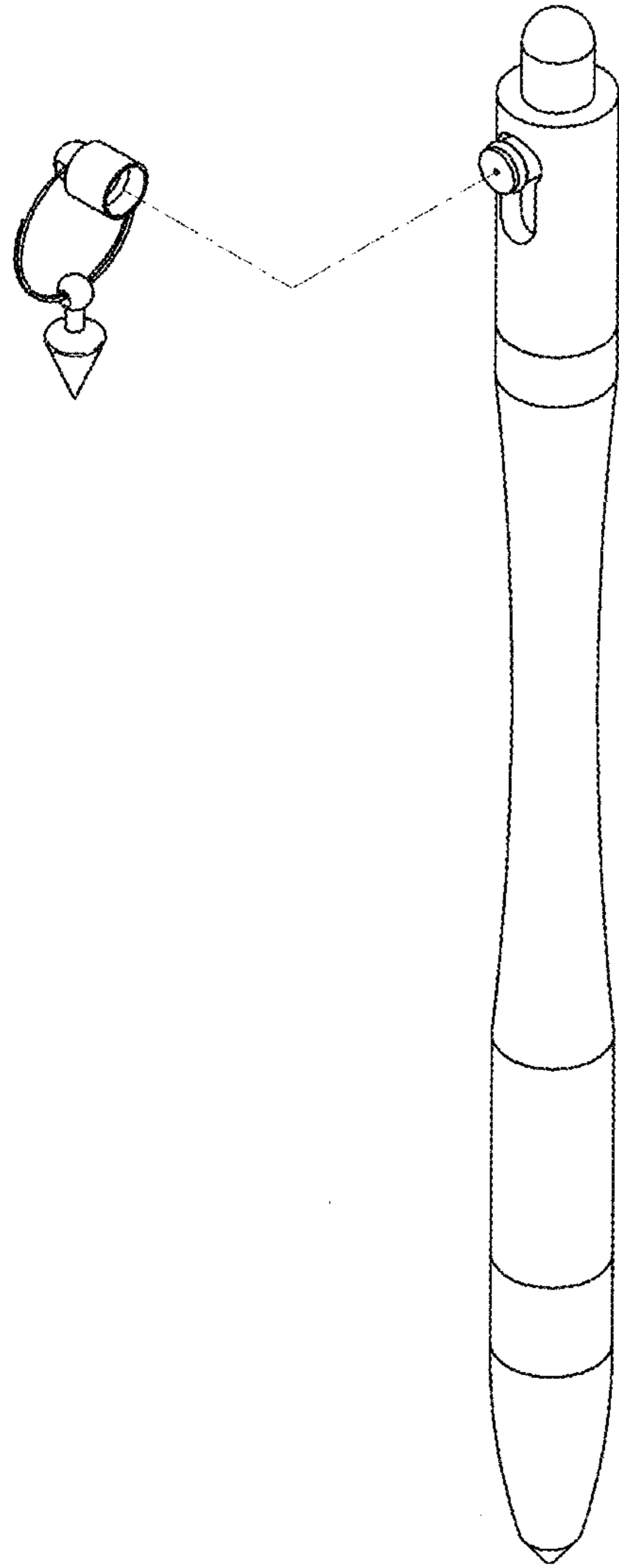


FIG. 8