



US00D728056S

(12) **United States Design Patent**  
**Gambill**

(10) **Patent No.:** **US D728,056 S**

(45) **Date of Patent:** **\*\* \*Apr. 28, 2015**

(54) **RIFLE STOCK**

(71) Applicant: **Bare G, LLC**, Millers Creek, NC (US)

(72) Inventor: **Ronald A. Gambill**, Millers Creek, NC (US)

(73) Assignee: **Bare G, LLC**, Millers Creek, NC (US)

(\*) Notice: This patent is subject to a terminal disclaimer.

(\*\*) Term: **14 Years**

(21) Appl. No.: **29/471,172**

(22) Filed: **Oct. 29, 2013**

(51) **LOC (10) Cl.** ..... **22-01**

(52) **U.S. Cl.**  
USPC ..... **D22/108**

(58) **Field of Classification Search**  
CPC ..... F41C 23/00; F41C 23/02; F41C 23/04;  
F41C 23/06; F41C 23/08; F41C 23/10;  
F41C 23/12; F41C 23/14; F41C 23/16;  
F41C 23/18; F41C 23/20; F41C 23/22;  
F41C 7/02; F41C 7/04; F41C 7/06; F41C  
7/11; F41C 7/12  
USPC ..... D22/103, 108; D21/572, 573; 42/51,  
42/90, 71.01, 71.02, 73, 75.01, 75.02;  
362/160; 89/40.06, 37.04, 33.04;  
33/334

See application file for complete search history.

(56) **References Cited**

**U.S. PATENT DOCUMENTS**

6,834,455 B2 12/2004 Burigana ..... 42/74  
D551,312 S \* 9/2007 Al-Mulla ..... D22/103

D574,054 S \* 7/2008 Early, IV ..... D22/108  
D662,152 S \* 6/2012 Markowitz et al. .... D21/573  
D679,356 S 4/2013 Klotz ..... D22/103  
D692,514 S \* 10/2013 Vera et al. .... D22/108  
D695,377 S \* 12/2013 Mayberry et al. .... D22/108  
D701,283 S \* 3/2014 Vera et al. .... D22/108

**OTHER PUBLICATIONS**

“The Fit of a Gun,” by Bob Spencer, 1999, home.insightbb.com.  
“Stocky’s New Rifle Stocks,” StoreFront, www.stockysstocks.com,  
2014.

Red Hawk Rifles; Bell and Carlson stocks retrieved from the internet  
Feb. 26, 2014.

\* cited by examiner

*Primary Examiner* — Michael A Pratt

(74) *Attorney, Agent, or Firm* — MacCord Mason PLLC

(57) **CLAIM**

The ornamental design for a rifle stock, as shown and described.

**DESCRIPTION**

FIG. 1 is a right side view of a rifle stock showing my new design;

FIG. 2 is a left side view thereof;

FIG. 3 is a top view thereof;

FIG. 4 is a bottom view thereof;

FIG. 5 is a rear view thereof;

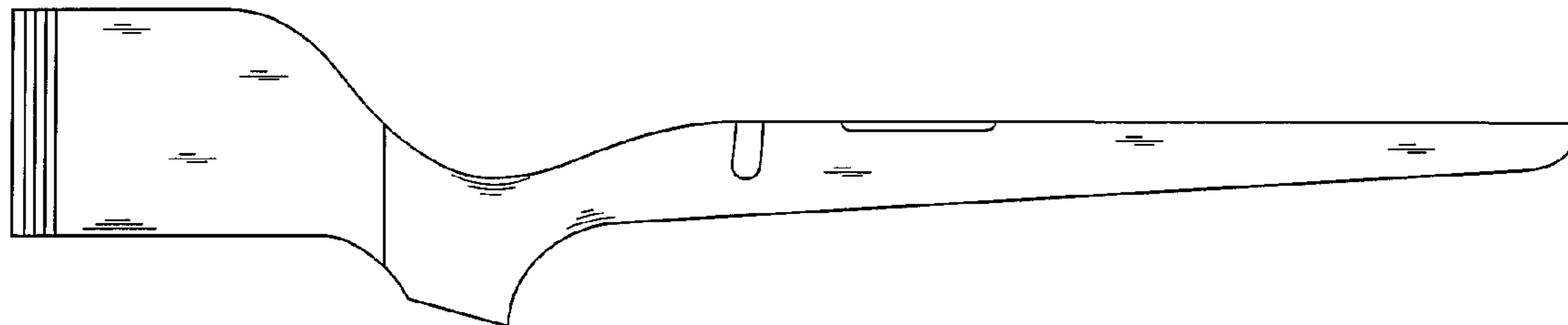
FIG. 6 is a front view;

FIG. 7 is a perspective view; and,

FIG. 8 is an environmental view showing a user holding a rifle.

The dotted lines shown in FIG. 8 are for environmental purposes and form no part of the claimed design.

**1 Claim, 8 Drawing Sheets**



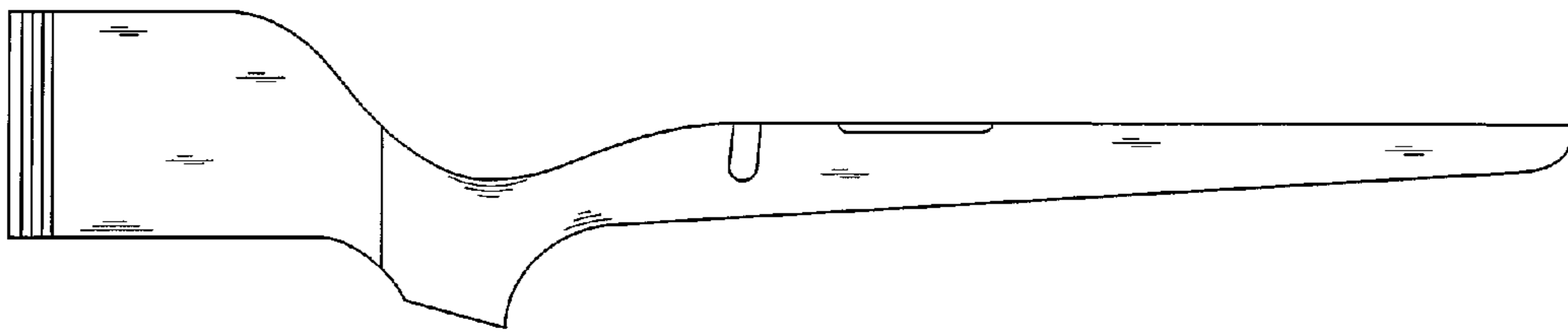


FIG. 1

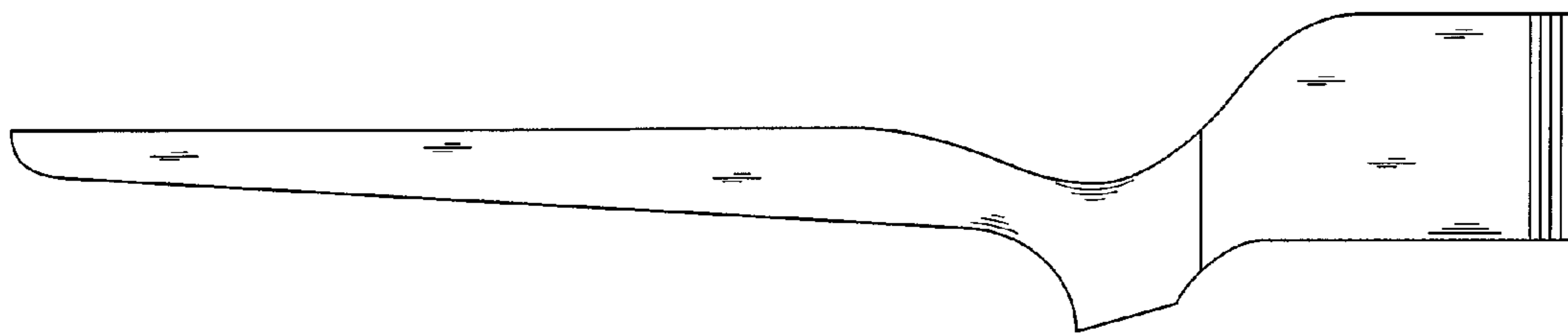


FIG. 2



FIG. 3

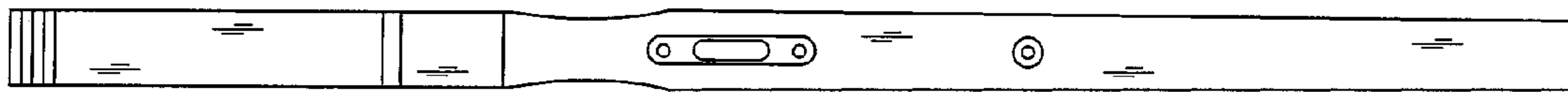


FIG. 4

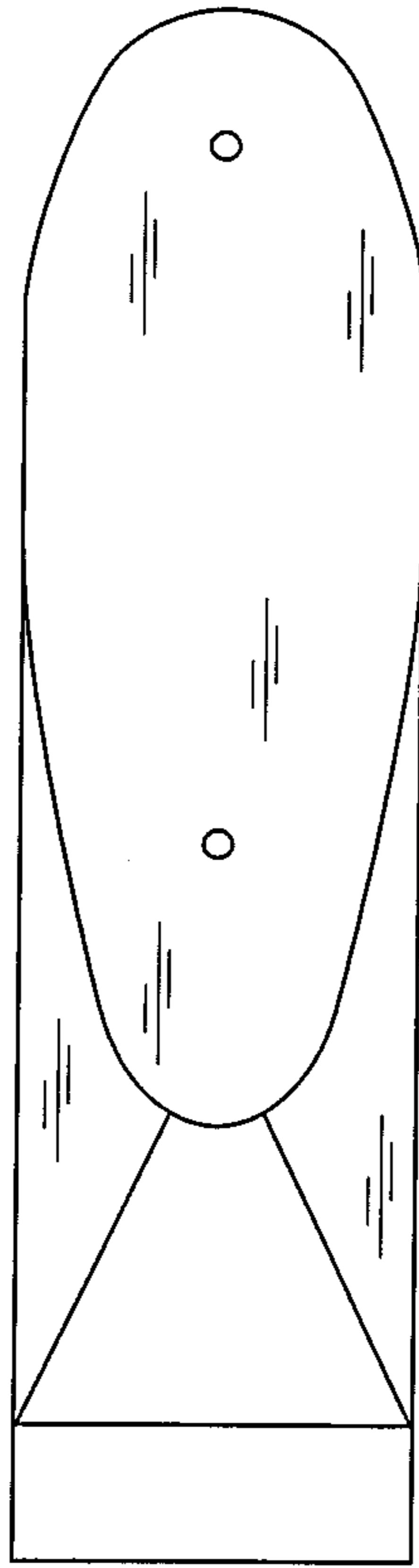


FIG. 5

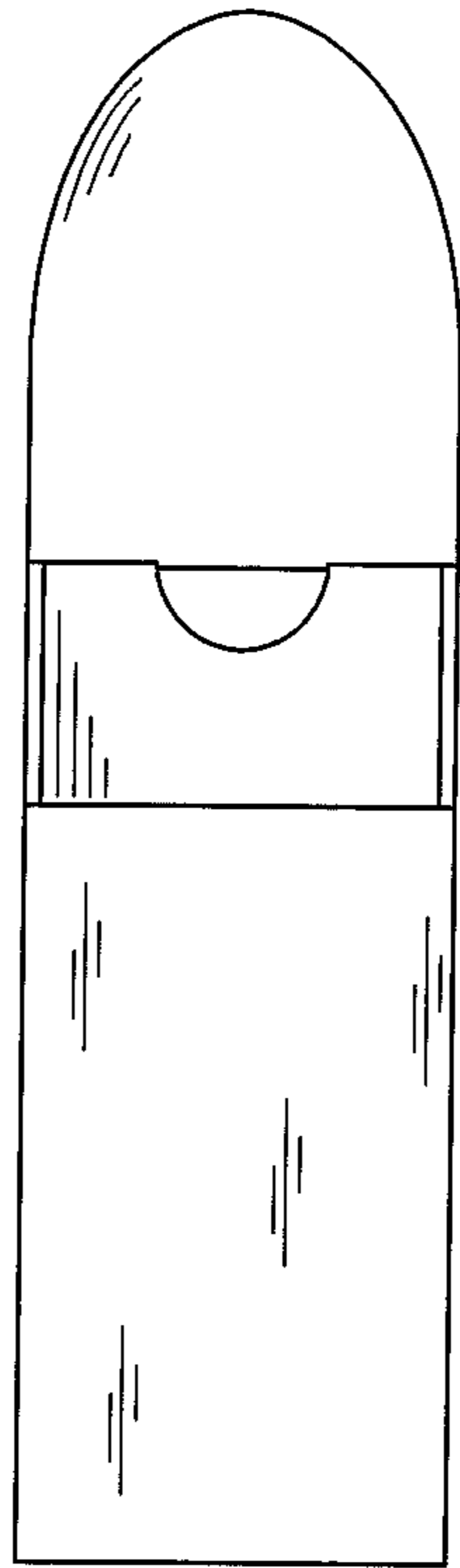


FIG. 6

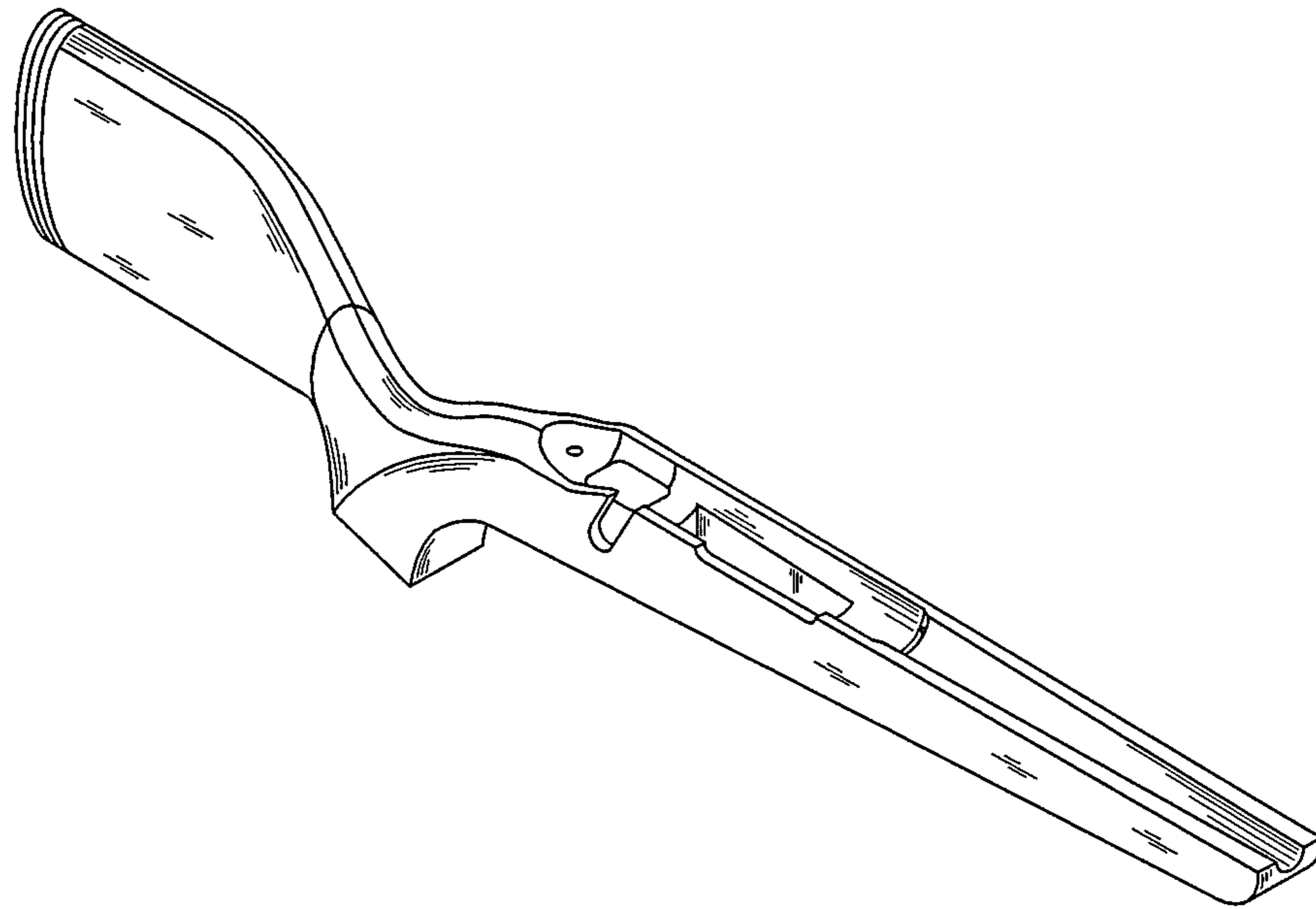


FIG. 7



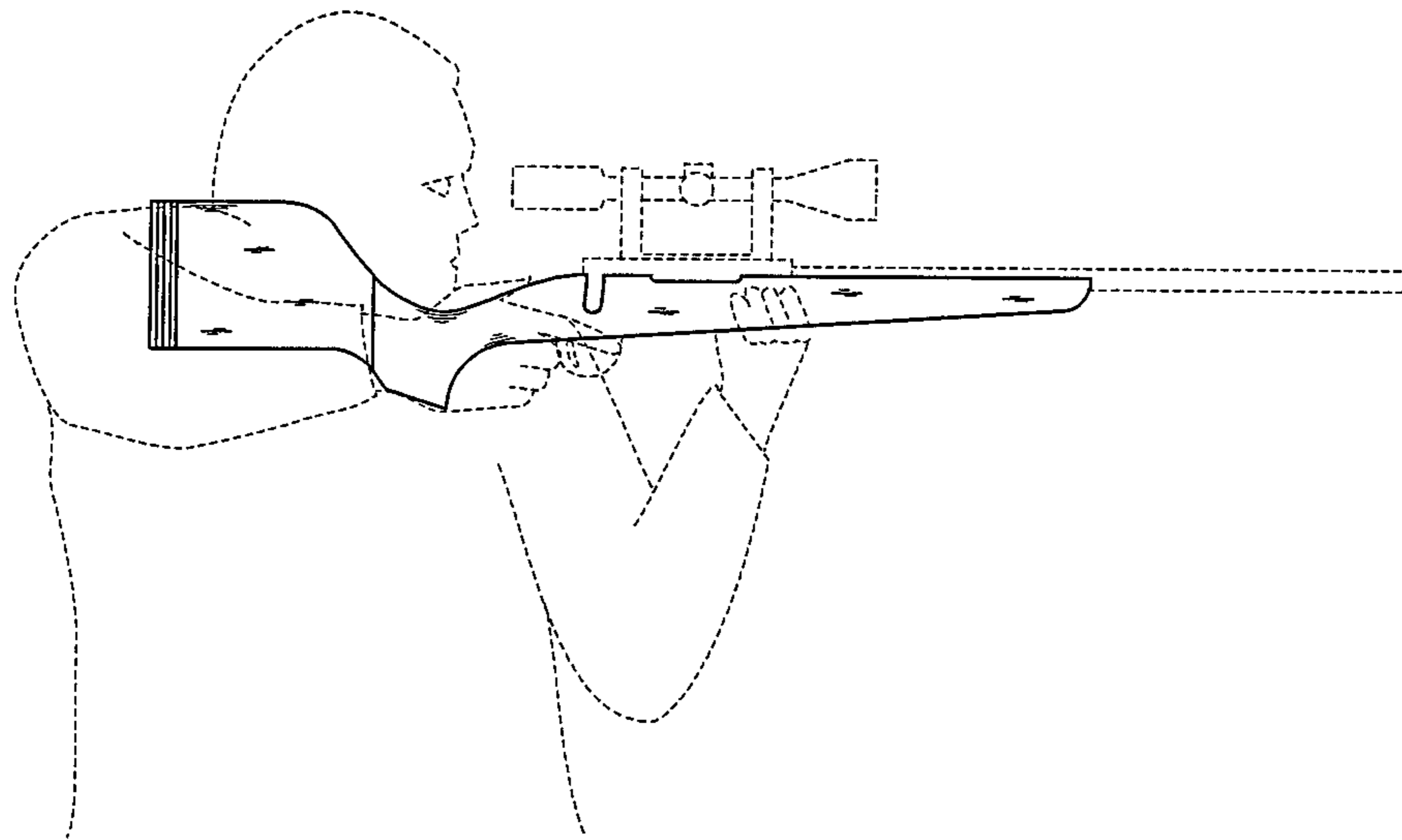


FIG. 8