



US00D728050S

(12) **United States Design Patent**  
**Sosnowski et al.**

(10) **Patent No.:** **US D728,050 S**

(45) **Date of Patent:** **\*\* Apr. 28, 2015**

(54) **FLOTATION DEVICE**

(71) Applicants: **Christopher John Sosnowski**, Tempe, AZ (US); **Cheryl Lynn Sosnowski**, Tempe, AZ (US)

(72) Inventors: **Christopher John Sosnowski**, Tempe, AZ (US); **Cheryl Lynn Sosnowski**, Tempe, AZ (US)

(\*\*) Term: **14 Years**

(21) Appl. No.: **29/500,959**

(22) Filed: **Aug. 29, 2014**

(51) **LOC (10) Cl.** ..... **21-02**

(52) **U.S. Cl.**  
USPC ..... **D21/803**

(58) **Field of Classification Search**  
CPC ..... B63B 35/74; B63B 35/76; B63B 35/78; B63B 35/79; B63B 35/7906; B63B 35/7909; B63B 35/7913; B63B 35/7916; B63B 35/792; B63B 35/7923; B63B 35/7926; B63B 35/793  
USPC ..... D21/769-770, 801, 803, 809; 114/253, 114/345-346; 441/35, 66, 74, 40-42, 441/129-132; 472/128-129; D12/5, 6, 316; D6/392, 595, 596, 601, 604, 605

See application file for complete search history.

(56) **References Cited**

U.S. PATENT DOCUMENTS

2,623,574	A *	12/1952	Damsch	.....	297/111
5,086,529	A *	2/1992	DeGroot	.....	5/710
5,324,221	A *	6/1994	Kaufman et al.	.....	441/129
5,406,653	A *	4/1995	Todor	.....	4/496
5,562,514	A *	10/1996	Rowe	.....	441/130
2014/0024273	A1 *	1/2014	Marcantonio	.....	441/129

\* cited by examiner

*Primary Examiner* — Zenia Bennett

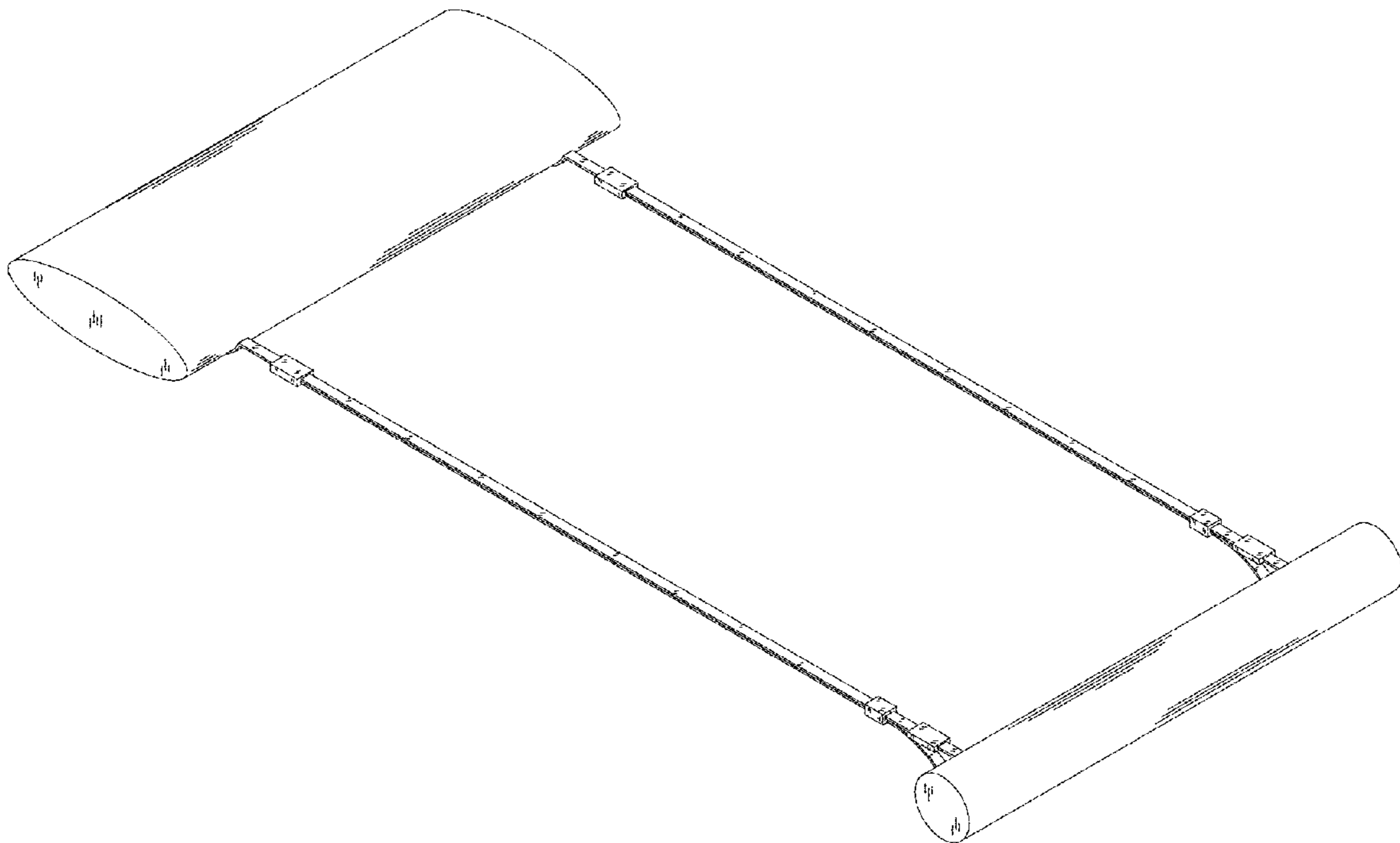
(57) **CLAIM**

The ornamental design for a flotation device, as shown and described.

**DESCRIPTION**

FIG. 1 is a perspective view of a flotation device; FIG. 2 is a left-side elevational view thereof; FIG. 3 is a right-side elevational view thereof; FIG. 4 is a top plan view thereof; FIG. 5 is a bottom plan view thereof; FIG. 6 is a front elevational view thereof; FIG. 7 is a rear elevational view thereof; and, FIG. 8 is a left-side elevational view thereof. The broken line showing of a person in FIG. 8 is included for the purpose of showing environmental structure and forms no part of the claimed design.

**1 Claim, 8 Drawing Sheets**



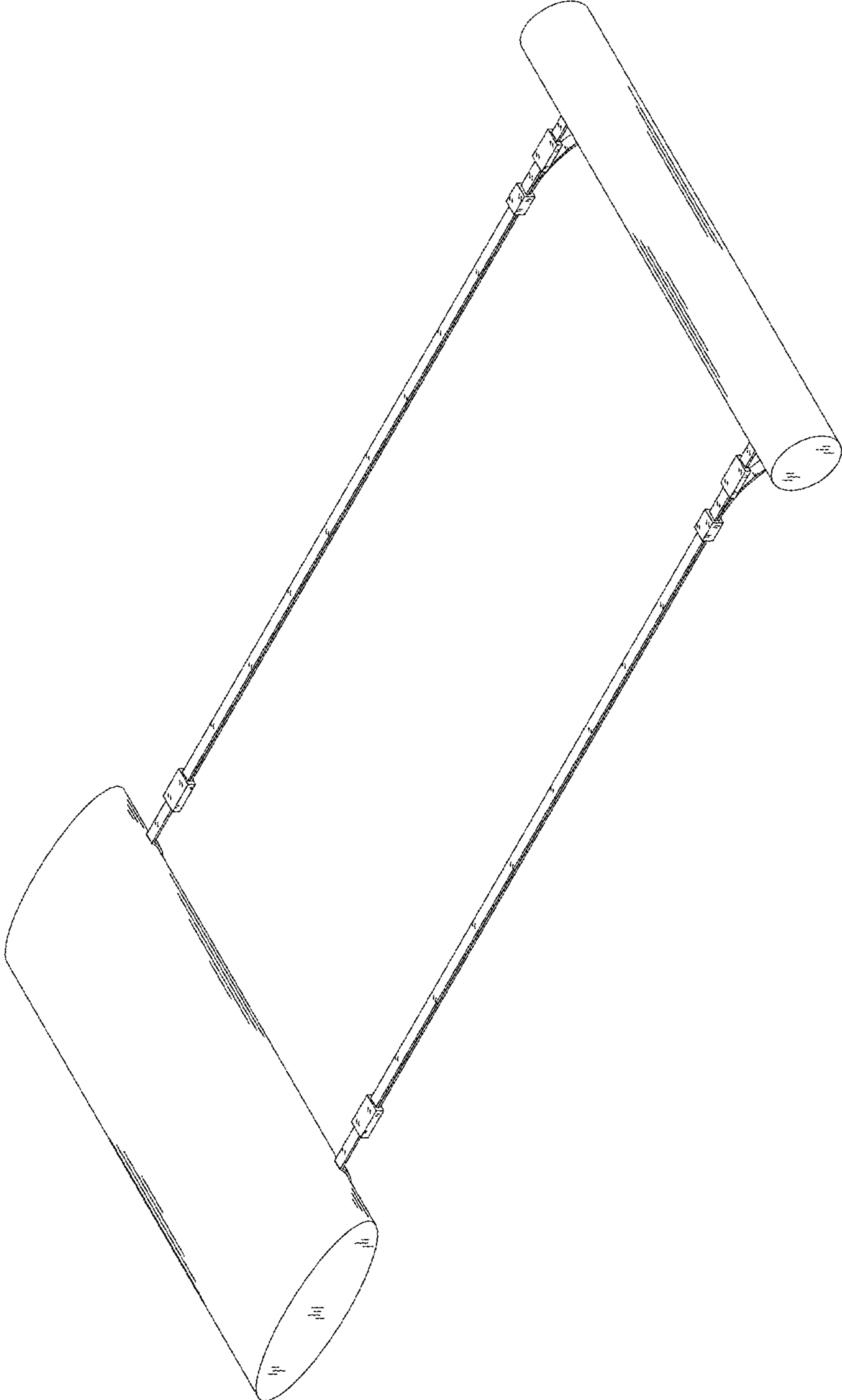


FIG. 1




FIG. 2

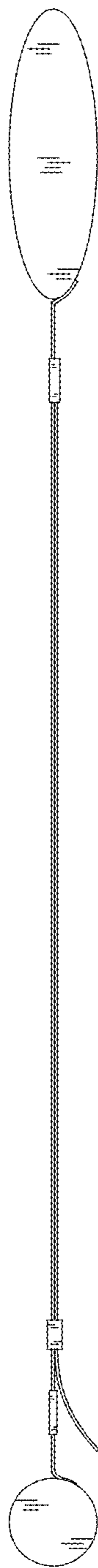


FIG. 3




FIG. 4




FIG. 5




FIG. 6



FIG. 7



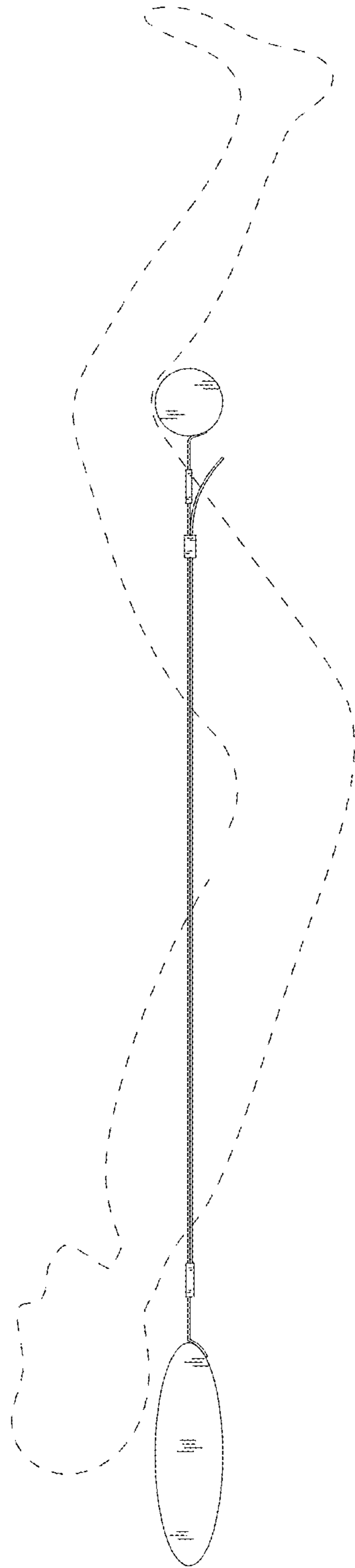


FIG. 8