



US00D728029S

(12) **United States Design Patent**
Ray et al.

(10) **Patent No.:** **US D728,029 S**
(45) **Date of Patent:** **** Apr. 28, 2015**

(54) **REMOTE CONTROL FOR ON-LINE GAMING**

(71) Applicants: **Kevin Ray**, Oakland, CA (US); **Maxwell Ray**, Oakland, CA (US)

(72) Inventors: **Kevin Ray**, Oakland, CA (US); **Maxwell Ray**, Oakland, CA (US)

(73) Assignees: **Kevin Ray**, Oakland, CA (US); **Maxwell Ray**, Oakland, CA (US)

(**) Term: **14 Years**

(21) Appl. No.: **29/481,148**

(22) Filed: **Feb. 1, 2014**

(51) **LOC (10) Cl.** **21-01**

(52) **U.S. Cl.**
USPC **D21/324; D14/400**

(58) **Field of Classification Search**
USPC D21/324, 328, 329-333, 385; D14/496, D14/400, 401, 454, 432; 273/148 B; 463/1, 463/29-35, 46, 47, 49, 37, 38; 345/156, 345/903, 905; 43/1, 4, 17; D22/134, 138, D22/139, 148
See application file for complete search history.

(56) **References Cited**

U.S. PATENT DOCUMENTS

5,259,626 A * 11/1993 Ho 463/37
5,643,087 A * 7/1997 Marcus et al. 463/38

5,724,106 A * 3/1998 Autry et al. 348/734
5,769,719 A * 6/1998 Hsu 463/37
D559,254 S * 1/2008 Ashida et al. D14/400
D563,409 S * 3/2008 Liu D14/400
D575,284 S * 8/2008 Ashida et al. D14/400
D575,285 S * 8/2008 Ashida et al. D14/400
D576,624 S * 9/2008 Ashida et al. D14/400
D577,025 S * 9/2008 Ashida et al. D14/400
8,400,259 B2 * 3/2013 Noto 340/4.37

* cited by examiner

Primary Examiner — Prabhakar Deshmukh

(74) *Attorney, Agent, or Firm* — Dov Rosenfeld; Inventek

(57) **CLAIM**

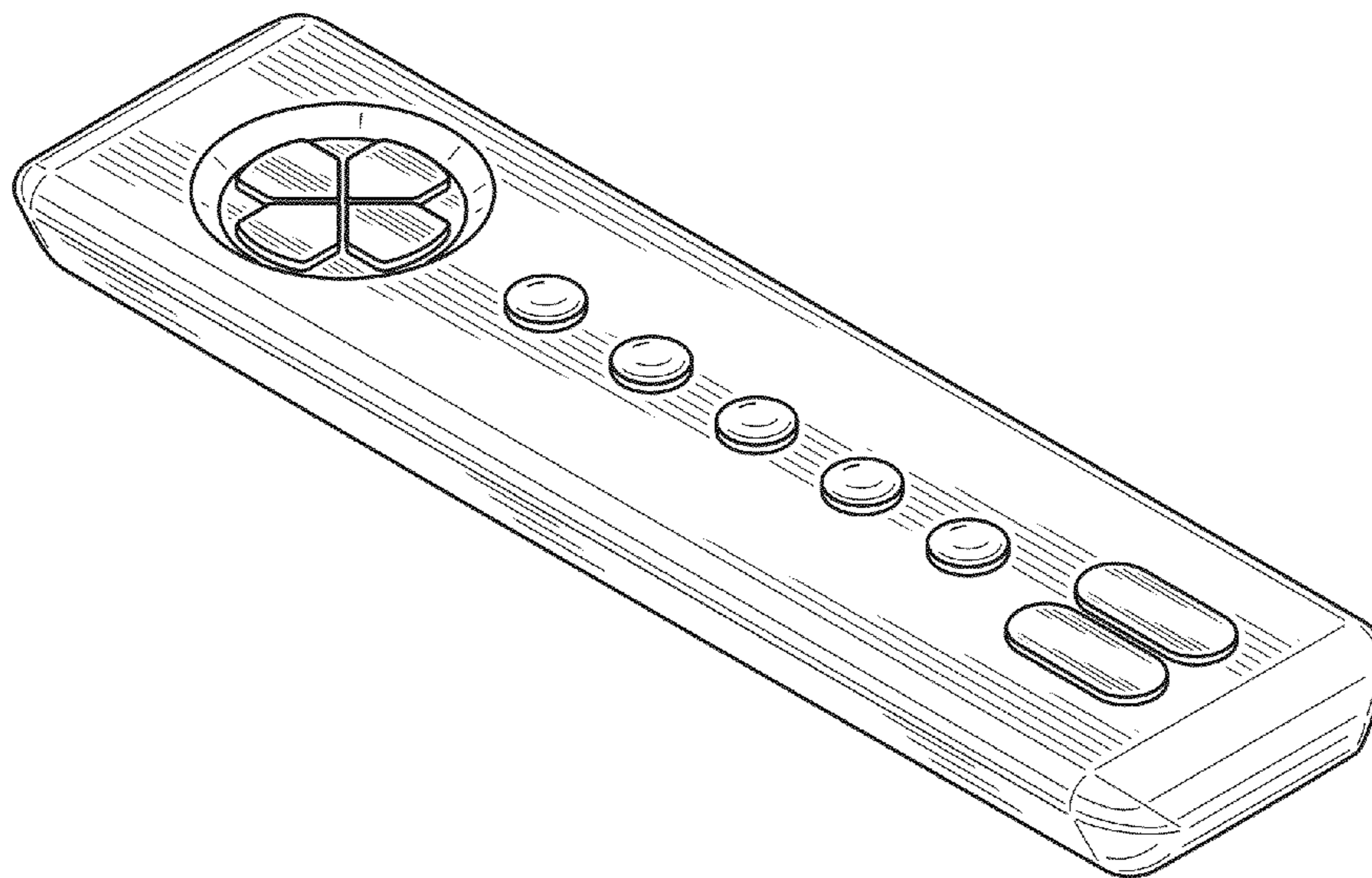
We claim the ornamental design for a remote control for on-line gaming, as shown and described.

DESCRIPTION

FIG. 1 is a perspective view of a remote control for on-line gaming showing our new design;
FIG. 2 is a front elevational view thereof; the rear side elevational view being a mirror image thereof;
FIG. 3 is a right side elevational view thereof;
FIG. 4 is a left side elevational view thereof;
FIG. 5 is a top plan view thereof; and,
FIG. 6 is a bottom plan view thereof.

The remote control for on-line gaming of the present invention includes buttons and an infrared transmitter.

1 Claim, 2 Drawing Sheets



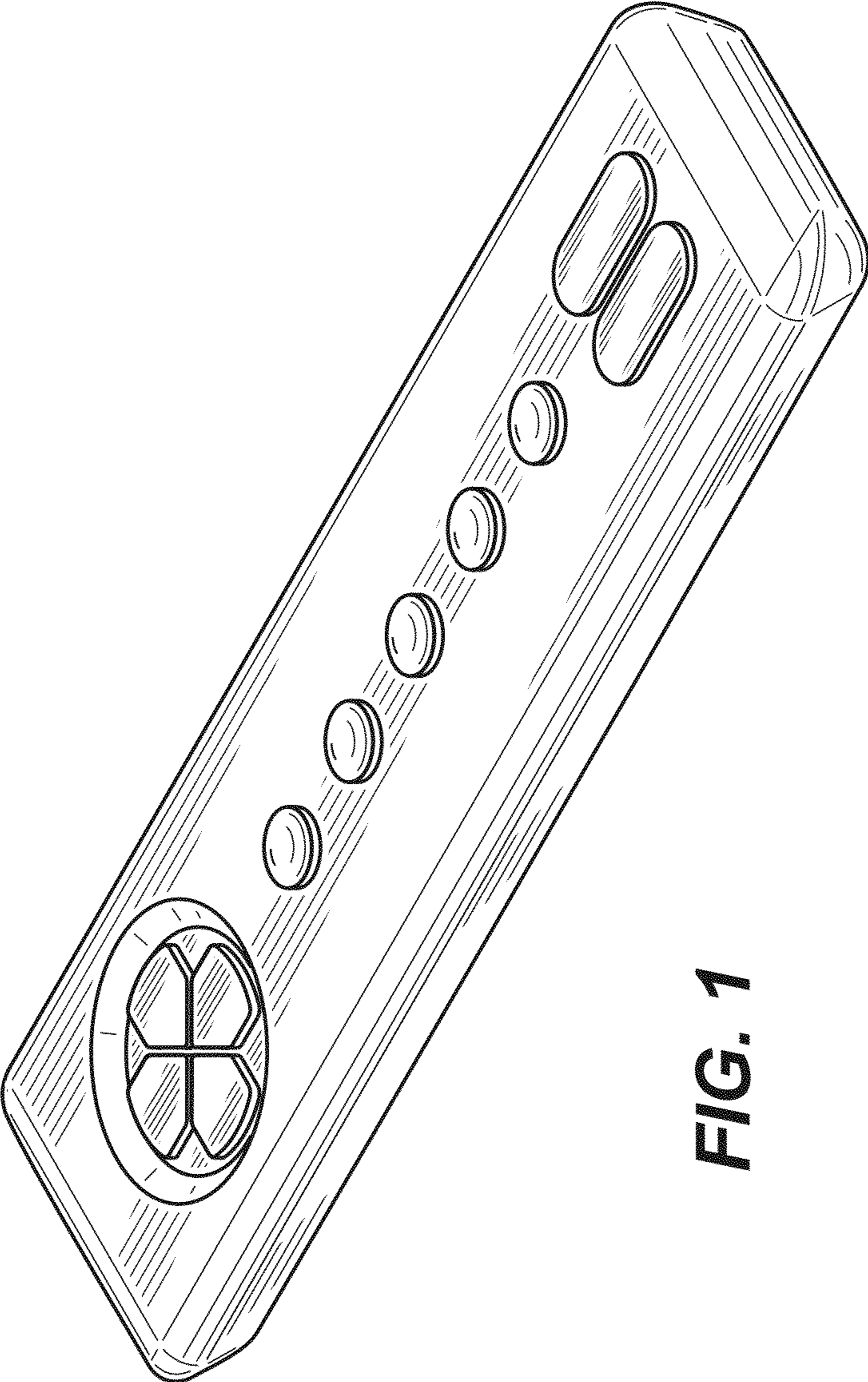


FIG. 1

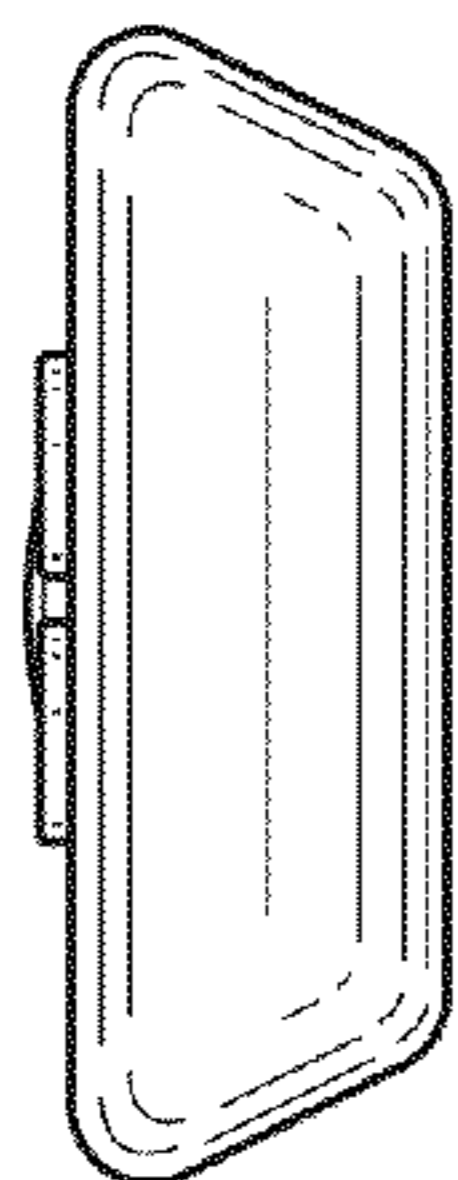


FIG. 3

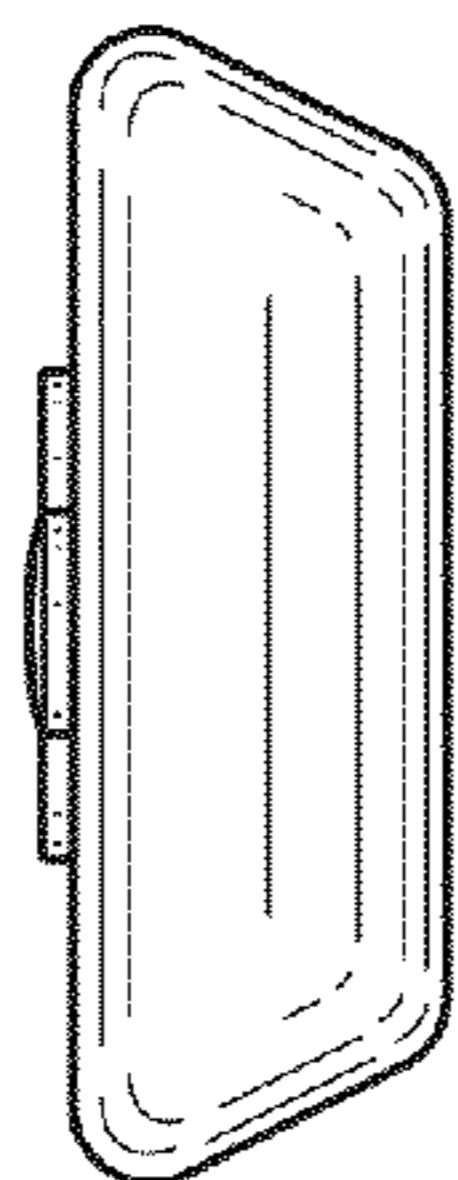


FIG. 4

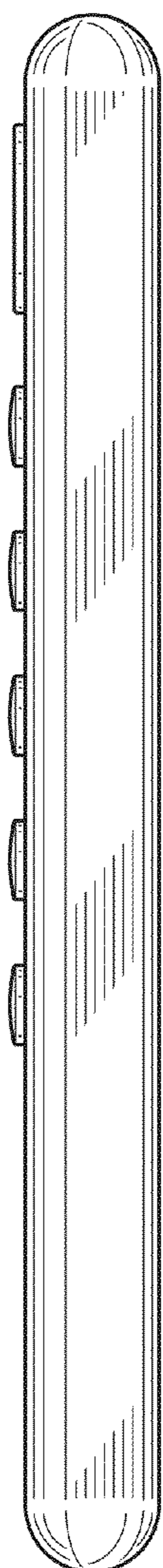


FIG. 2

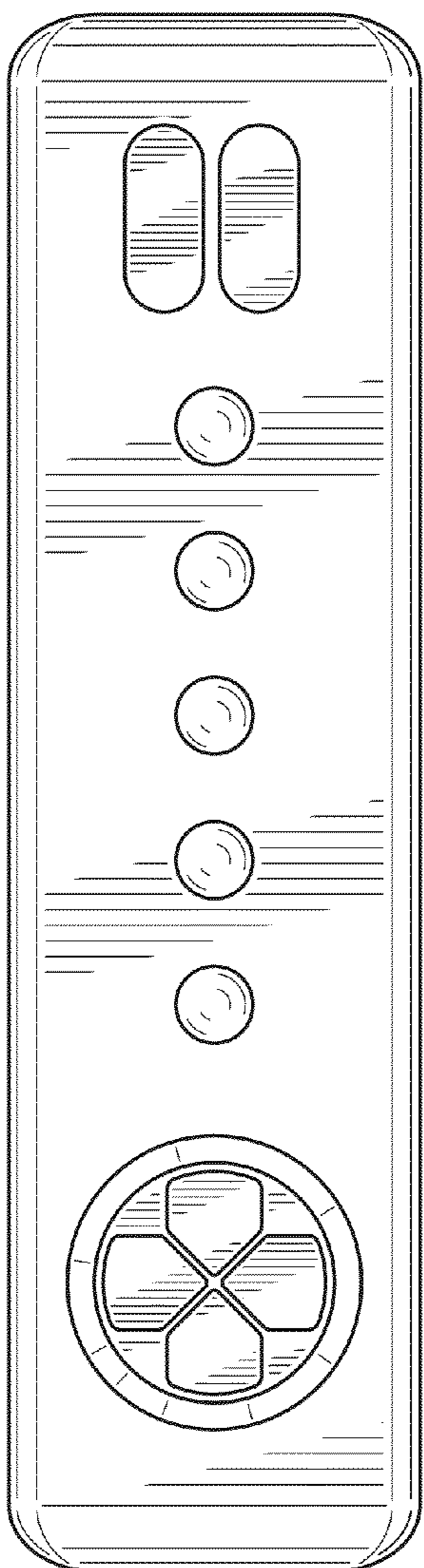


FIG. 5

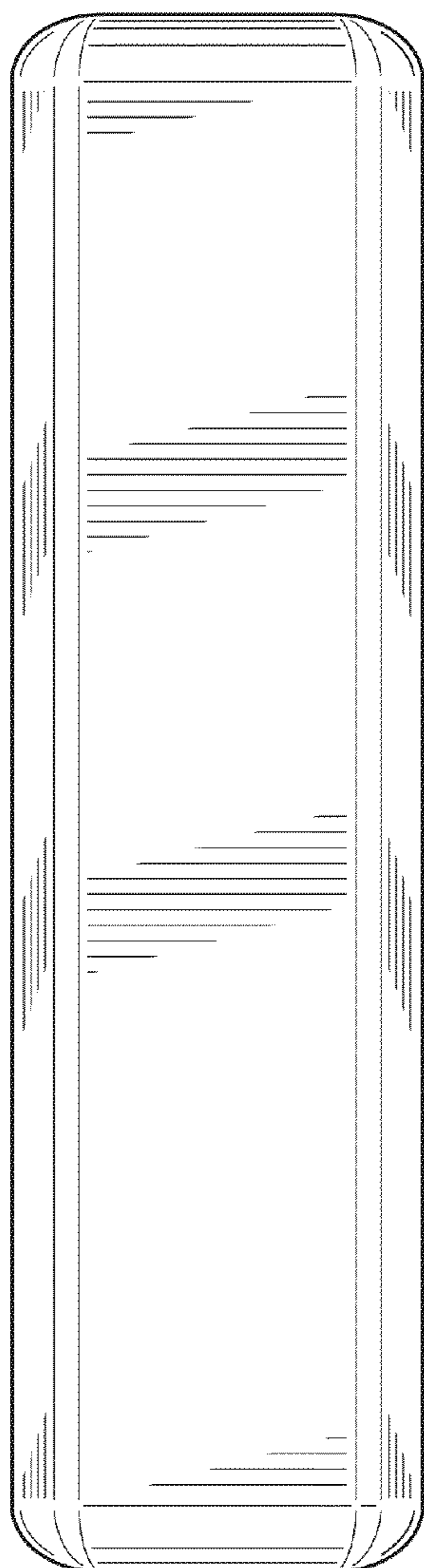


FIG. 6