



US00D728016S

(12) **United States Design Patent**
Clark-Jones

(10) **Patent No.:** **US D728,016 S**

(45) **Date of Patent:** **** Apr. 28, 2015**

(54) **RULED PAPER**

(76) Inventor: **Angela Evette Clark-Jones**, Lee's Summit, MO (US)

(**) Term: **14 Years**

(21) Appl. No.: **29/421,429**

(22) Filed: **Jul. 26, 2012**

(51) **LOC (10) Cl.** **19-01**

(52) **U.S. Cl.**
USPC **D19/1**

(58) **Field of Classification Search**
USPC D19/1-11, 26-31, 100; 283/36, 45, 61, 283/62, 72, 74-75, 81, 93, 103, 105, 115, 283/117; 40/124.01-124.15, 1.5, 299.01, 40/641; 281/2, 3.1, 5, 22, 38, 41, 51; 229/92.1; 206/214, 371; 428/79, 199, 428/542.6; D5/57-61, 99; 402/79; 434/162
See application file for complete search history.

(56) **References Cited**

U.S. PATENT DOCUMENTS

D91,188 S * 12/1933 Cote D19/5
D374,034 S * 9/1996 McElfresh D19/1
D396,054 S * 7/1998 Mazzuoli D19/5

D415,792 S * 10/1999 Oren D19/1
D499,445 S * 12/2004 Berger et al. D19/1
D534,951 S * 1/2007 Woodward D19/1
D657,414 S * 4/2012 Liu et al. D19/1
D663,353 S * 7/2012 Waltersdorf D19/1

* cited by examiner

Primary Examiner — Caron D Veynar

Assistant Examiner — Abraham Bahta

(57) **CLAIM**

The ornamental design for ruled paper, as shown.

DESCRIPTION

FIG. 1 is a front view of the ruled paper showing my new design;

FIG. 2 is a rear view thereof; and,


FIG. 3 is an enlarged view of the encircled portion taken from FIG. 1 and FIG. 2 for ease of illustration.

The ruled paper is thin and flat sheet therefore does not have appreciable thickness.

The dash-dot-dash line shown in FIG. 1 and FIG. 2 define the bounds of the ruled paper and form no part thereof.

The broken line shown in FIG. 3 is included for the purpose of illustration portion of the ruled paper and forms no part of the claimed design.

1 Claim, 3 Drawing Sheets






Fig. 1




Fig. 2

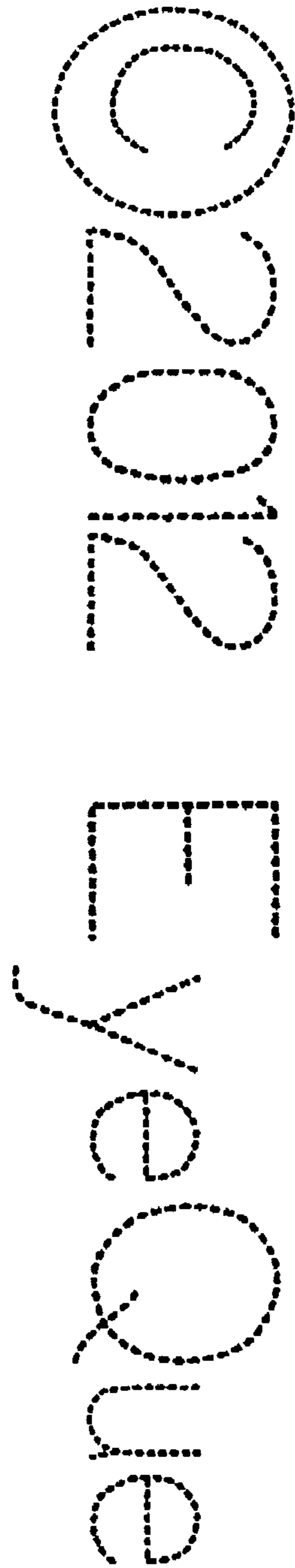


Fig. 3