



US00D728013S

(12) **United States Design Patent**
Nanno

(10) **Patent No.:** **US D728,013 S**

(45) **Date of Patent:** **** Apr. 28, 2015**

(54) **PRINTER**

(71) Applicant: **Tomoyuki Nanno**, Nagoya (JP)

(72) Inventor: **Tomoyuki Nanno**, Nagoya (JP)

(73) Assignee: **Brother Industries, Ltd.**, Nagoya (JP)

(**) Term: **14 Years**

(21) Appl. No.: **29/468,933**

(22) Filed: **Oct. 4, 2013**

(30) **Foreign Application Priority Data**

Apr. 5, 2013 (JP) 2013-007705

(51) **LOC (10) Cl.** **14-02**

(52) **U.S. Cl.**
USPC **D18/50**

(58) **Field of Classification Search**
USPC D18/50, 54, 54.1, 55, 14, 19; 400/613,
400/613.1-613.4, 690.1-690.4, 691-694
See application file for complete search history.

(56) **References Cited**

U.S. PATENT DOCUMENTS

D337,601 S * 7/1993 Smith et al. D18/54.1
D492,719 S 7/2004 Schmitt et al.

D562,886 S * 2/2008 Egami et al. D18/55
D617,829 S * 6/2010 Suzuki et al. D18/55
D621,441 S 8/2010 Kim
D633,557 S * 3/2011 Egami et al. D18/55
D633,558 S * 3/2011 Egami et al. D18/55
D698,862 S * 2/2014 Nanno et al. D18/55
D712,960 S * 9/2014 Tsuruoka et al. D18/55
2008/0014007 A1* 1/2008 Ukai 400/691

* cited by examiner

Primary Examiner — Cathy A MacCormac

(74) *Attorney, Agent, or Firm* — Oliff PLC

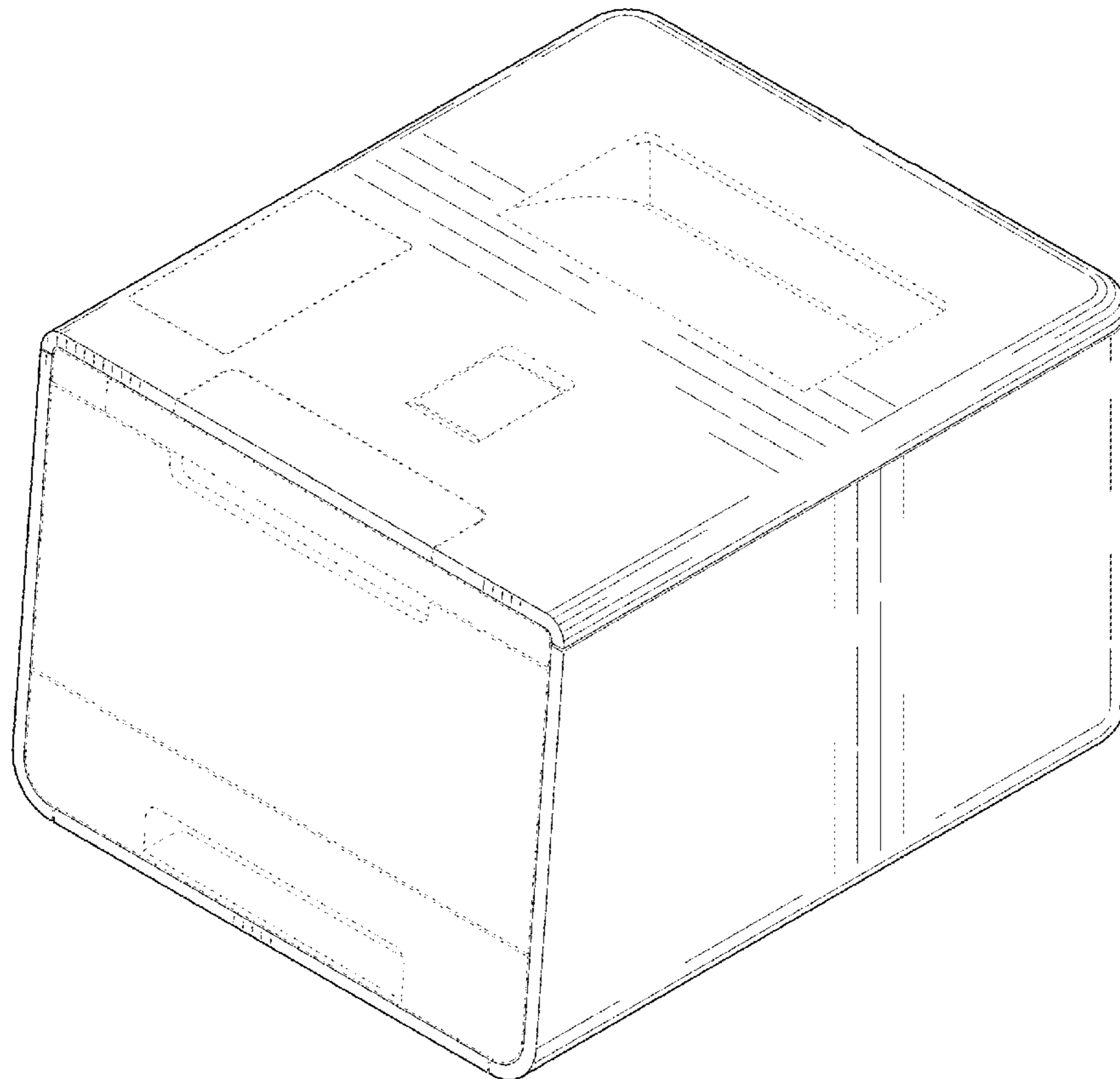
(57) **CLAIM**

The ornamental design for a printer, as shown and described.

DESCRIPTION

FIG. 1 is a perspective view of a printer;
FIG. 2 is a front view thereof;
FIG. 3 is a top view thereof;
FIG. 4 is a right-side view thereof;
FIG. 5 is a left-side view thereof;
FIG. 6 is a rear view thereof; and,
FIG. 7 is a bottom view thereof.
The broken lines depict environmental subject matter only
and form no part of the claimed design.

1 Claim, 6 Drawing Sheets



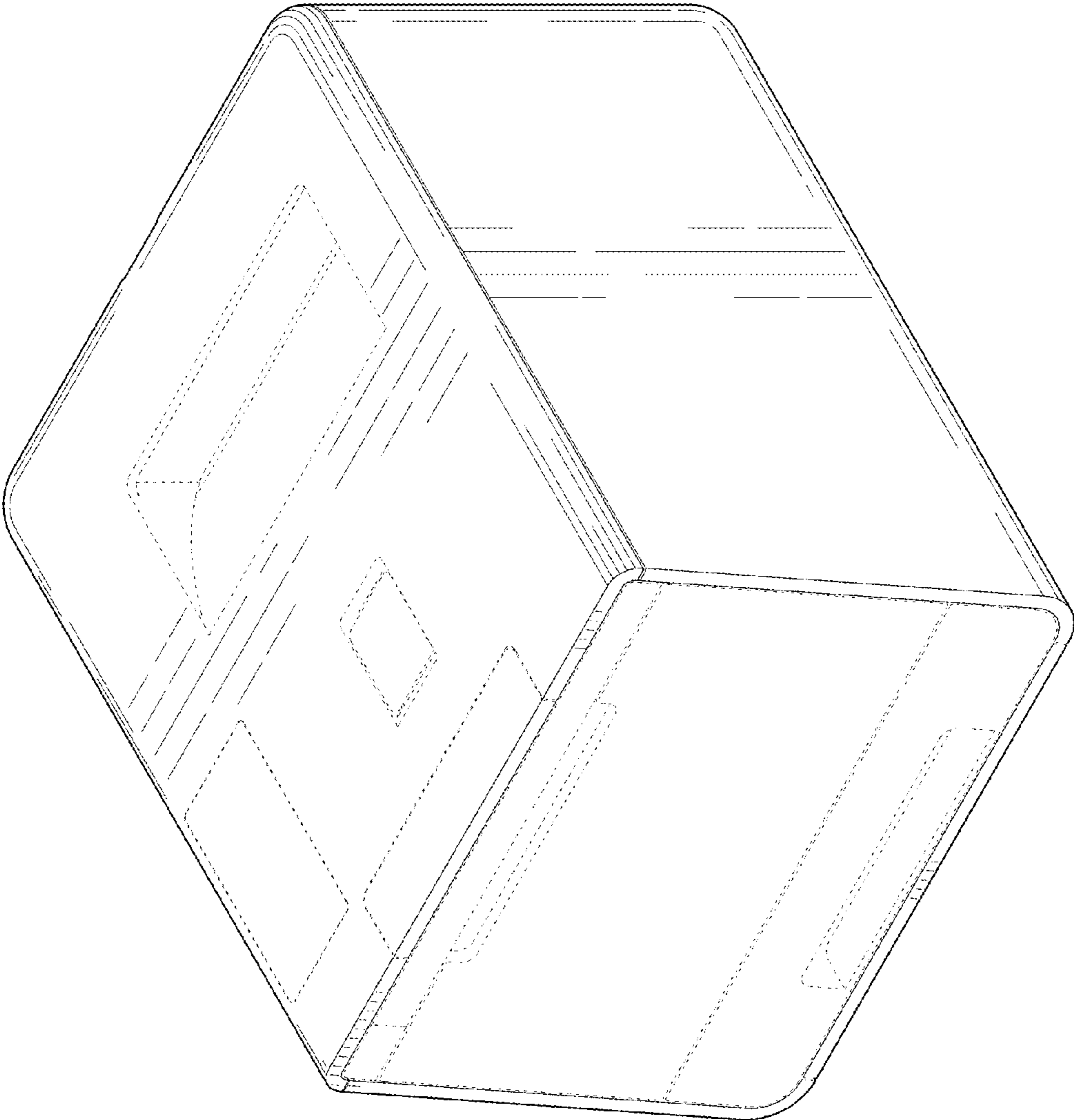


FIG. 1

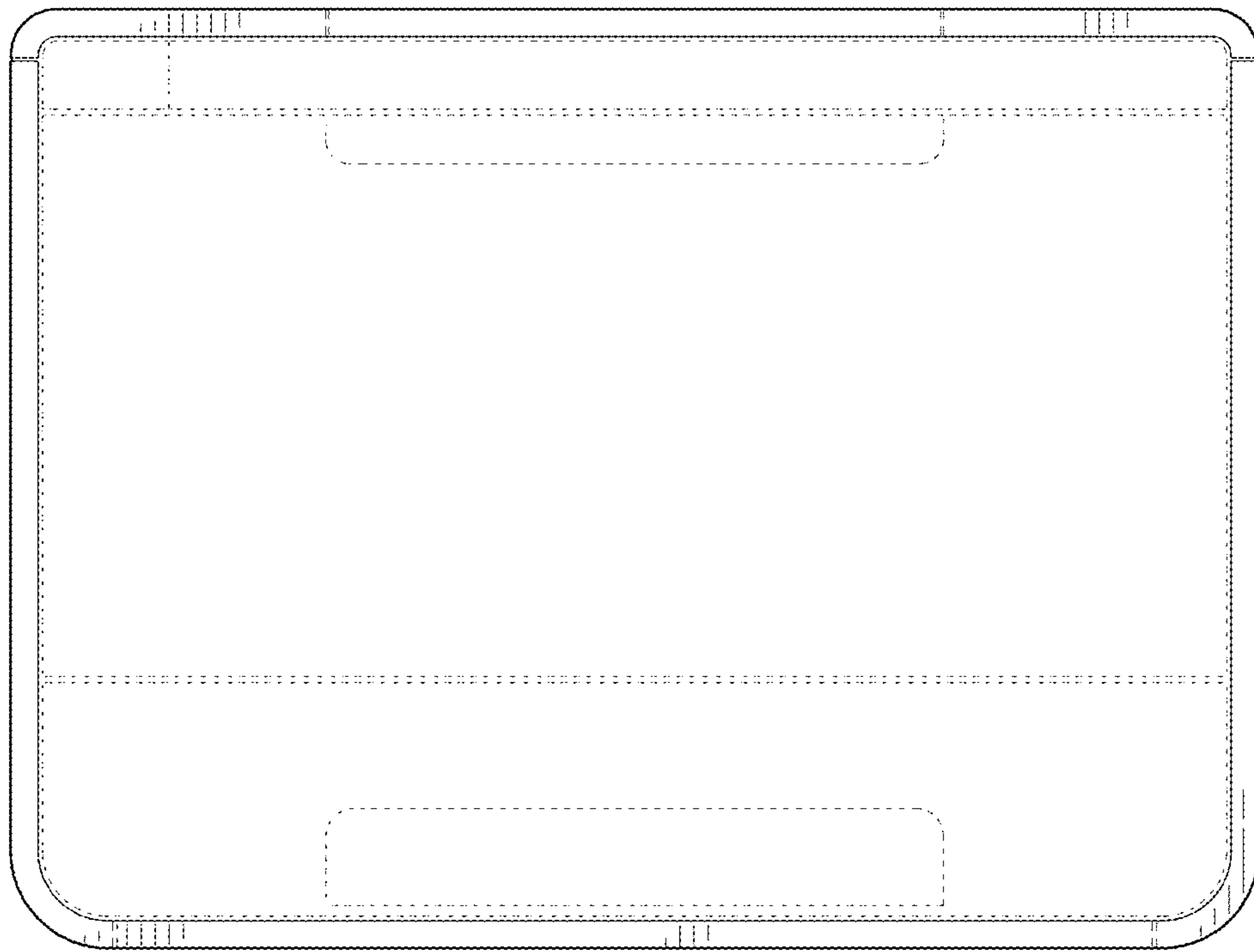


FIG. 2

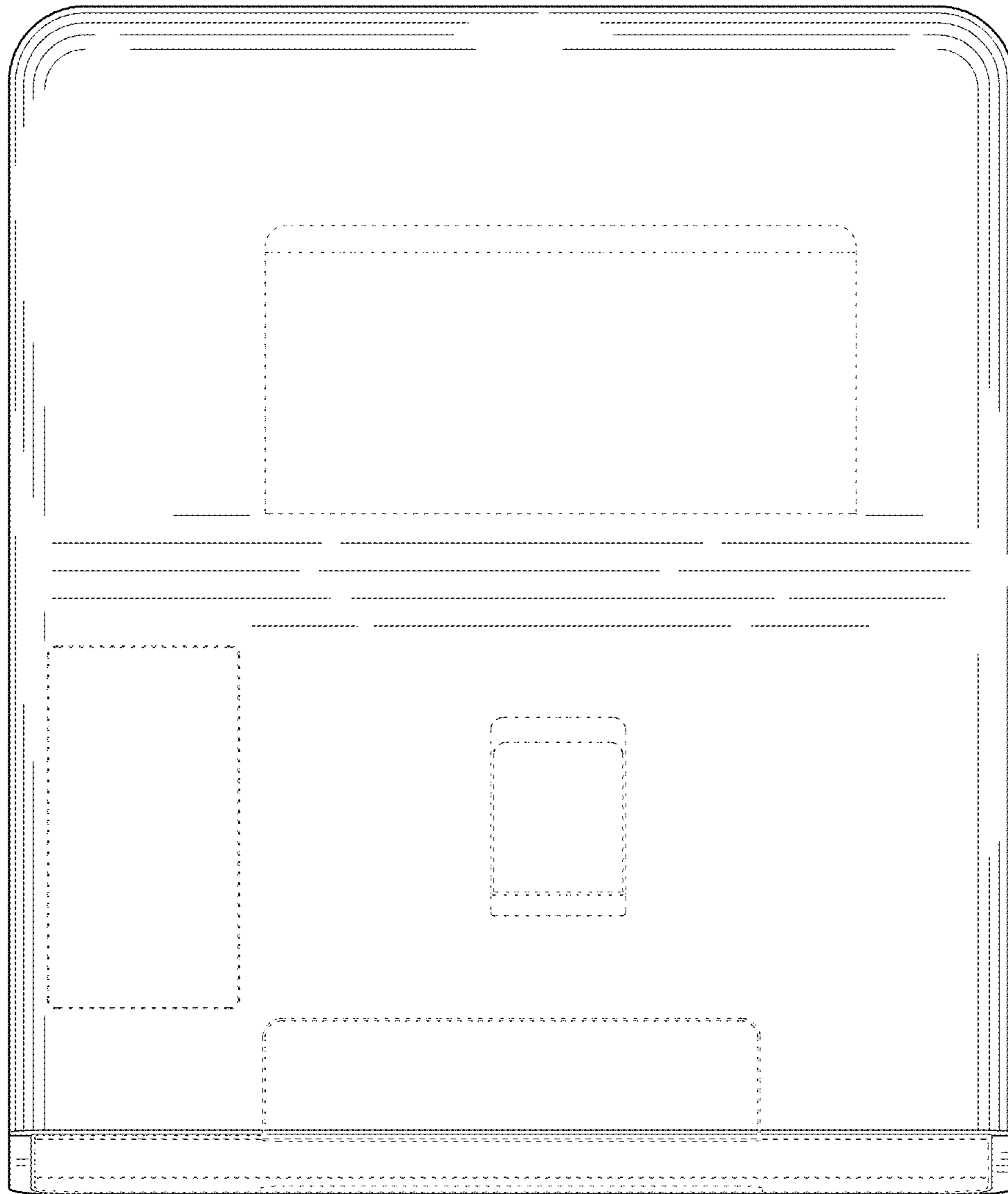


FIG. 3




FIG. 4




FIG. 5




FIG. 6




FIG. 7