



US00D728011S

(12) **United States Design Patent**
Saito

(10) **Patent No.:** **US D728,011 S**
(45) **Date of Patent:** **** Apr. 28, 2015**

(54) **COPIER**

(71) Applicant: **Sharp Kabushiki Kaisha**, Osaka-shi,
Osaka (JP)

(72) Inventor: **Naoki Saito**, Osaka (JP)

(73) Assignee: **Sharp Kabushiki Kaisha**, Osaka-shi,
Osaka (JP)

(**) Term: **14 Years**

(21) Appl. No.: **29/491,447**

(22) Filed: **May 21, 2014**

(30) **Foreign Application Priority Data**

Jan. 28, 2014 (JP) 2014-001514

(51) **LOC (10) Cl.** **16-03**

(52) **U.S. Cl.**
USPC **D18/36**

(58) **Field of Classification Search**
CPC B41J 11/00; B41J 2/00; B41J 2/205;
B41J 2/385; B41J 13/00; B41J 29/393;
B41J 27/16

USPC D18/36, 37, 38, 39, 50, 53, 54, 59, 99;
D14/332, 422, 463, 468, 469, 471, 493
See application file for complete search history.

(56) **References Cited**

U.S. PATENT DOCUMENTS

D257,984 S	1/1981	Kurozumi et al.
D295,285 S	4/1988	Nishibori
D296,901 S	7/1988	Kosako et al.
D299,355 S	1/1989	Kosako et al.
D315,363 S	3/1991	Kosako et al.
D332,279 S	1/1993	Mano et al.
D334,205 S	3/1993	Ratzlaff
D339,151 S	9/1993	Ratzlaff
D339,152 S	9/1993	Hirose et al.

D350,769 S	9/1994	Hattori et al.
D354,076 S	1/1995	Fukuda et al.
D378,099 S	2/1997	Yoshida et al.
D406,161 S	2/1999	Yoshida et al.
D423,040 S	4/2000	Ohta et al.
D425,929 S	5/2000	Imai
D430,596 S *	9/2000	Shiozaki et al. D18/54
D435,858 S	1/2001	Hatanak et al.
D447,765 S	9/2001	Hatanak et al.
D451,124 S	11/2001	Isomoto
D452,704 S *	1/2002	Kobayashi D18/55
D458,298 S	6/2002	Katsuyama et al.
D493,817 S	8/2004	Yoshida et al.
D494,211 S	8/2004	Yoshida et al.

(Continued)

OTHER PUBLICATIONS

Design U.S. Appl. No. 29/491,117, filed Mar. 26, 2014, entitled
“Copier”.

(Continued)

Primary Examiner — Eric Goodman

Assistant Examiner — Amy Wierenga

(74) *Attorney, Agent, or Firm* — Nixon & Vanderhye, P.C.

(57) **CLAIM**

The ornamental design for a copier, as shown and described.

DESCRIPTION

FIG. 1 is a top, right perspective view of a copier in accordance with my new design;

FIG. 2 is a front elevation view thereof;

FIG. 3 is a back elevation view thereof;

FIG. 4 is a top plan view thereof;

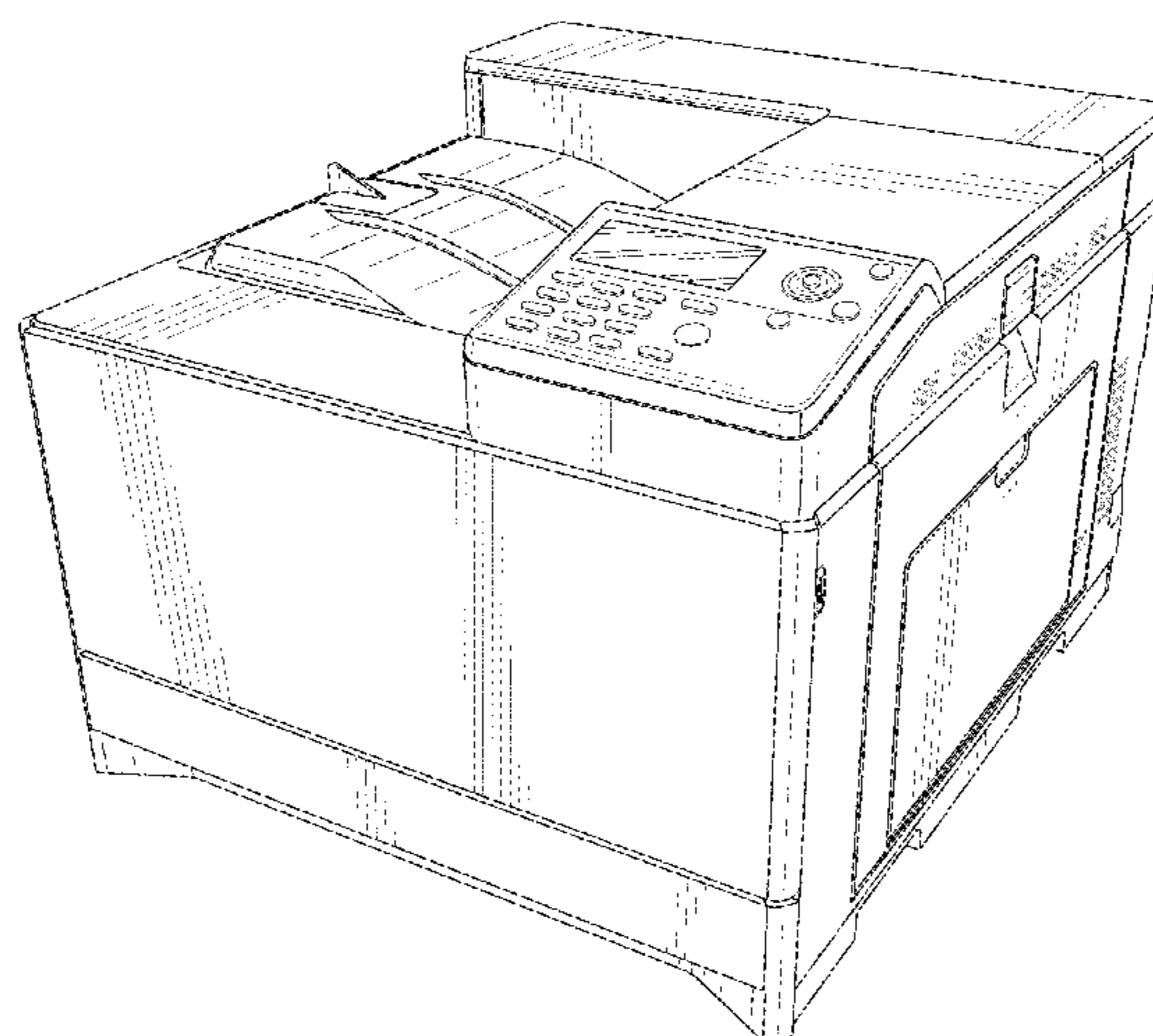
FIG. 5 is a bottom plan view thereof;

FIG. 6 is a right side elevation view thereof; and,

FIG. 7 is a left side elevation view thereof.

The broken lines are shown for the purpose of illustrating portions of the article and form no part of the claimed design.

1 Claim, 7 Drawing Sheets



(56)

References Cited

U.S. PATENT DOCUMENTS

D501,019 S 1/2005 Yoshida et al.
D537,109 S 2/2007 Mizusugi et al.
D537,866 S 3/2007 Matsuda et al.
D538,330 S 3/2007 Hatanaka et al.
D544,906 S * 6/2007 Alfonso et al. D18/55
D559,892 S 1/2008 Horiguchi et al.
D582,970 S 12/2008 Mizusugi et al.
D607,928 S * 1/2010 Kim et al. D18/55
D626,588 S 11/2010 Kim et al.
D634,361 S * 3/2011 Terenzio et al. D18/55
D641,399 S * 7/2011 Penke et al. D18/55
D648,381 S * 11/2011 Brown D18/55
D653,704 S * 2/2012 Seki et al. D18/55
D664,190 S 7/2012 Matsuda et al.
D664,191 S 7/2012 Saito et al.
D664,591 S 7/2012 Ohta et al.
D665,012 S 8/2012 Saito et al.

D667,487 S * 9/2012 Falk et al. D18/55
D670,326 S * 11/2012 Yoshida D18/55
D674,009 S * 1/2013 Yoshida D18/55
D678,941 S * 3/2013 Gilbert et al. D18/55
D682,928 S * 5/2013 Kim et al. D18/55
D696,717 S * 12/2013 Kim et al. D18/55
D697,964 S * 1/2014 Fukasawa et al. D18/55
D697,965 S * 1/2014 Fukasawa et al. D18/55
D699,784 S * 2/2014 Penke D18/55
D713,845 S * 9/2014 Taniho et al. D14/422
2006/0159498 A1 7/2006 Takiguchi et al.
2014/0147161 A1 * 5/2014 Matsuno 399/92

OTHER PUBLICATIONS

Design U.S. Appl. No. 29/486,127, filed Mar. 26, 2014, entitled
"Copier".
Design U.S. Appl. No. 29/473,824, filed Nov. 26, 2013, entitled
"Copier".

* cited by examiner




FIG. 1

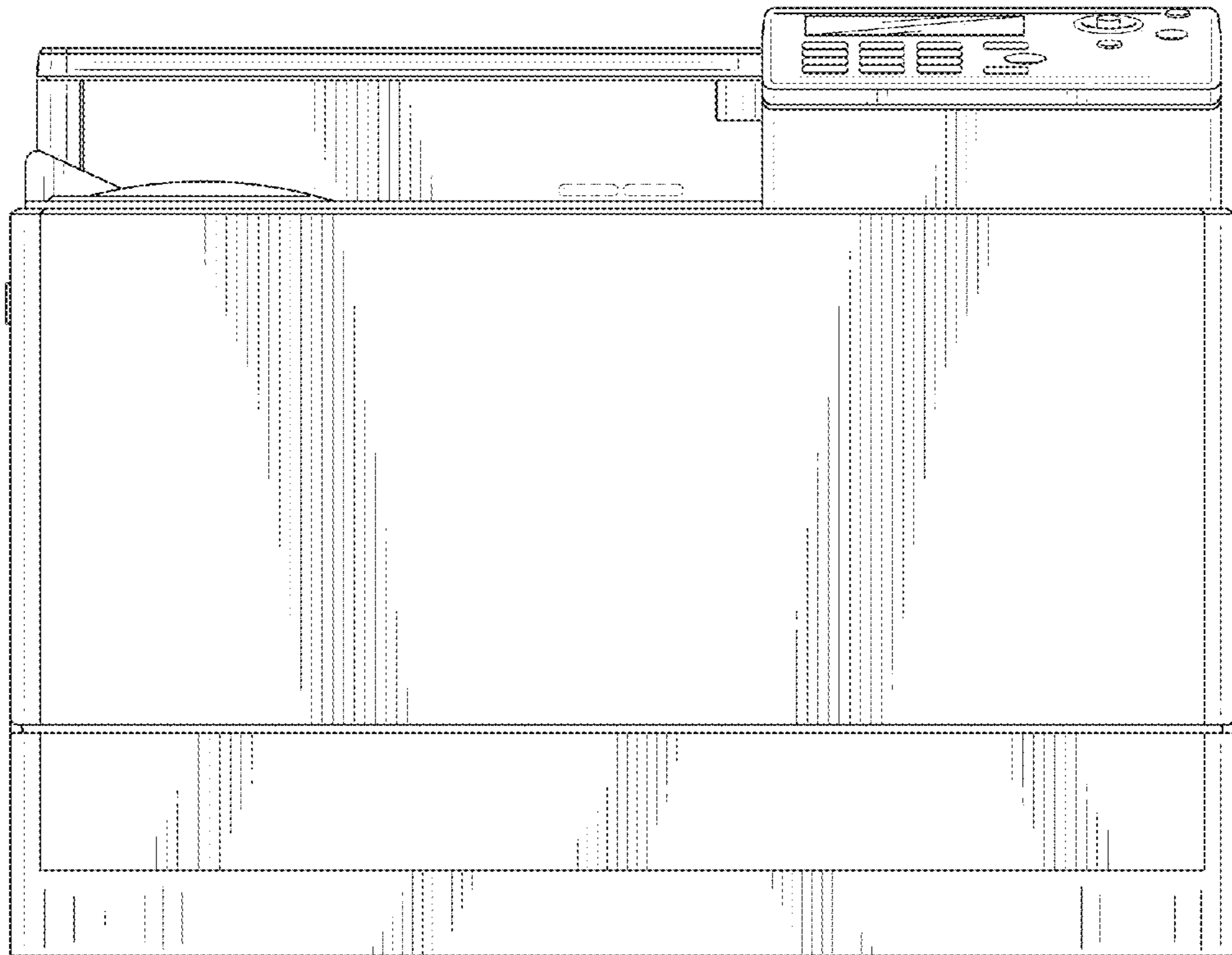


FIG. 2



FIG. 3

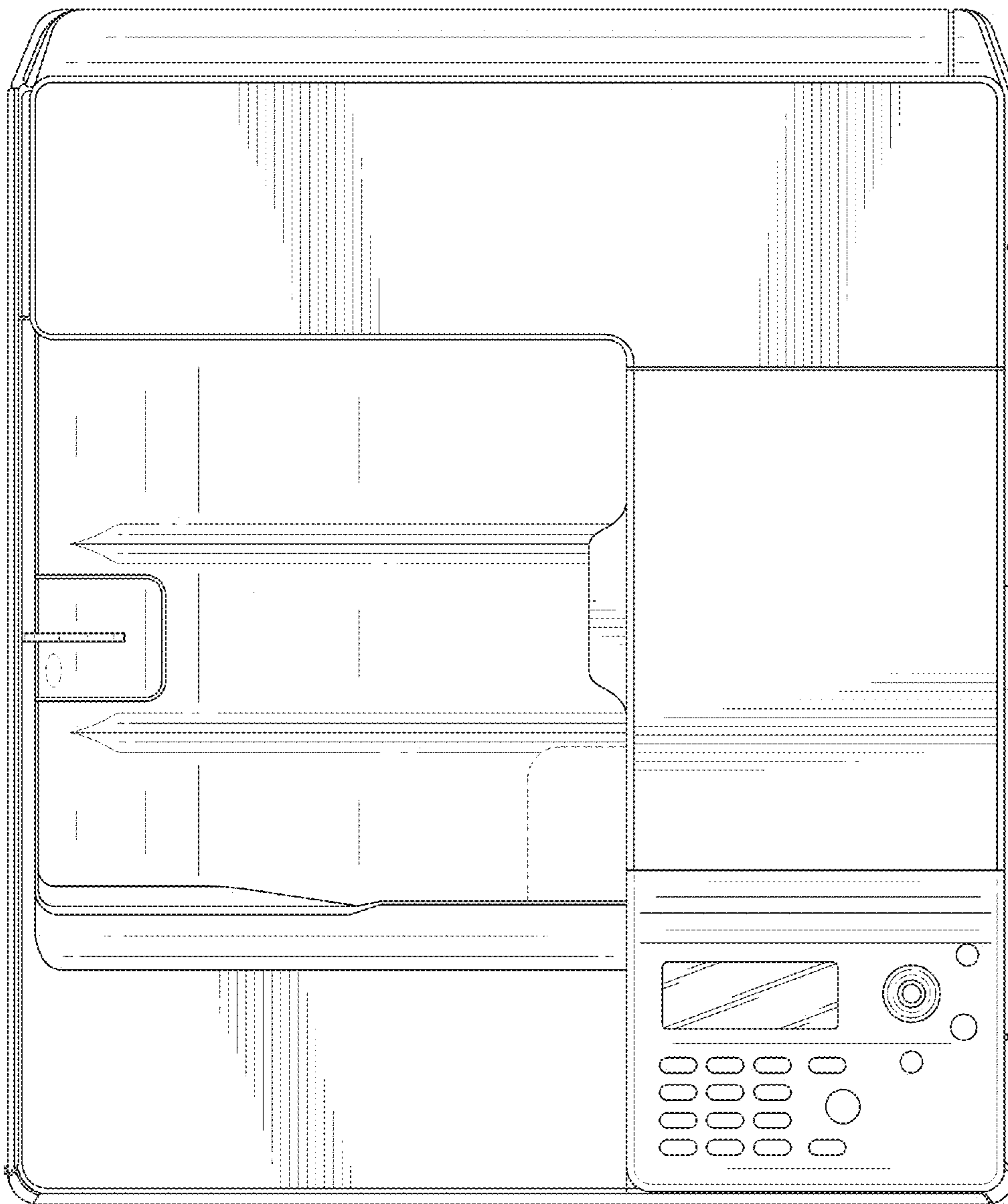


FIG. 4

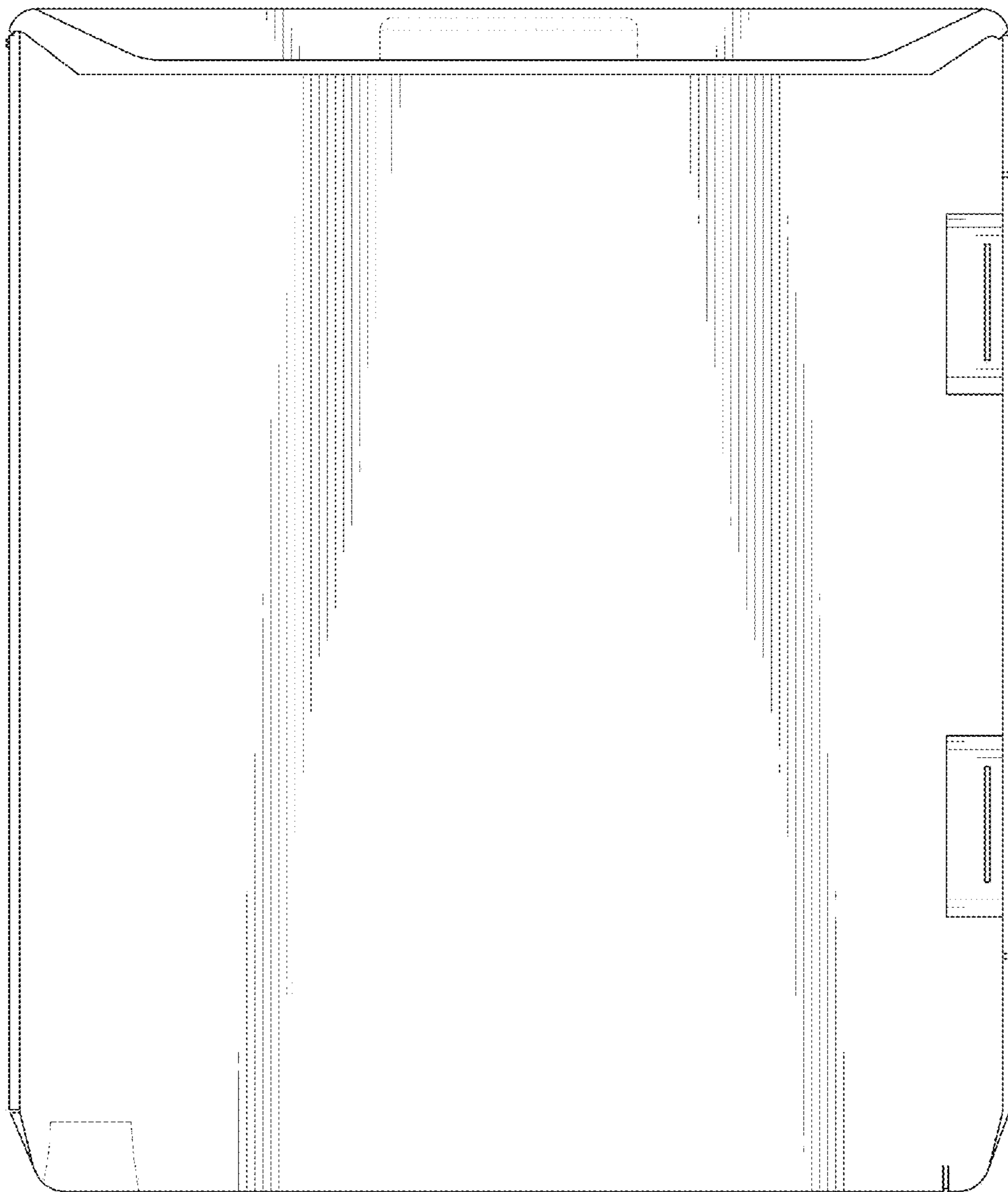


FIG. 5

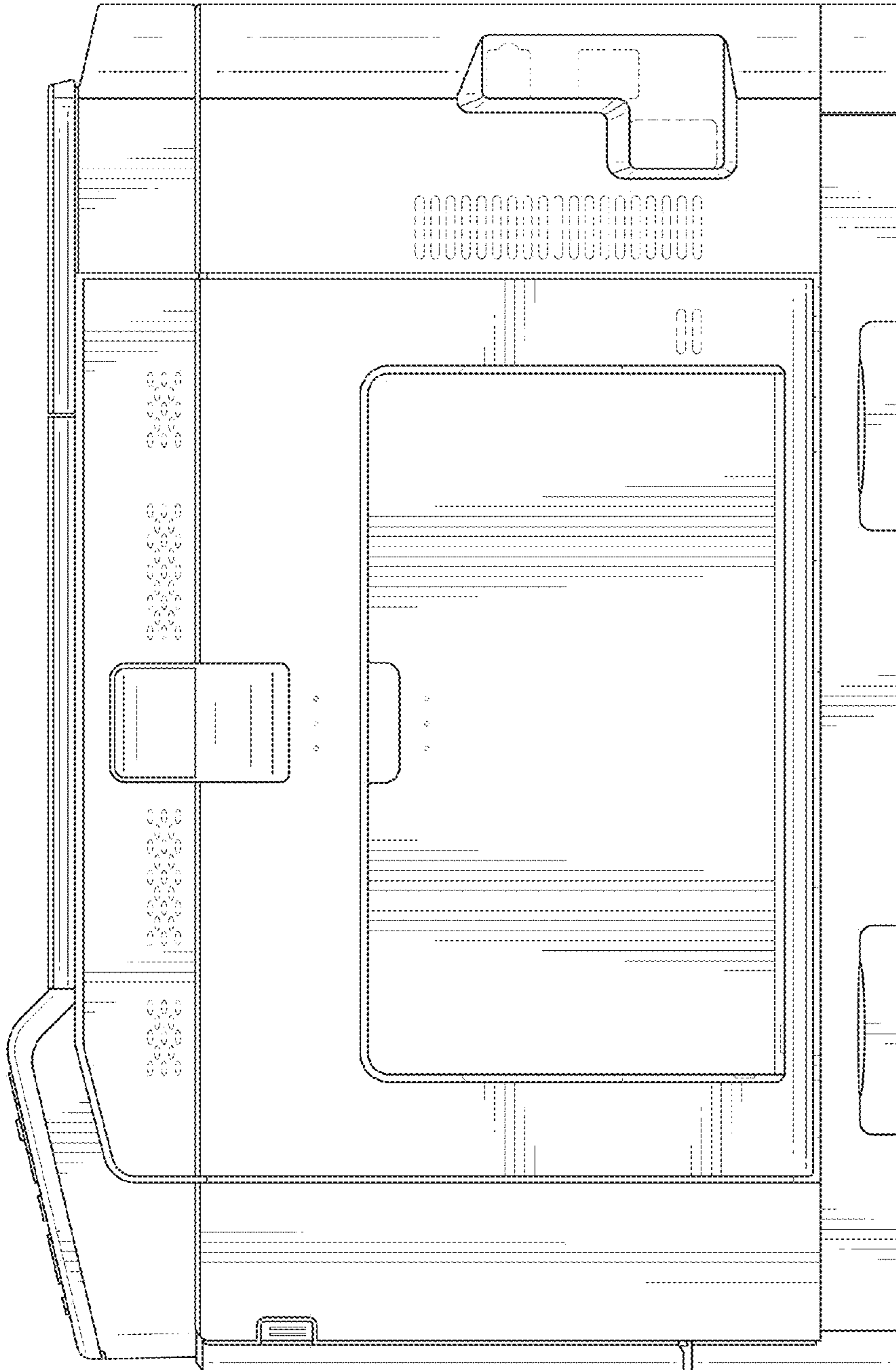


FIG. 6

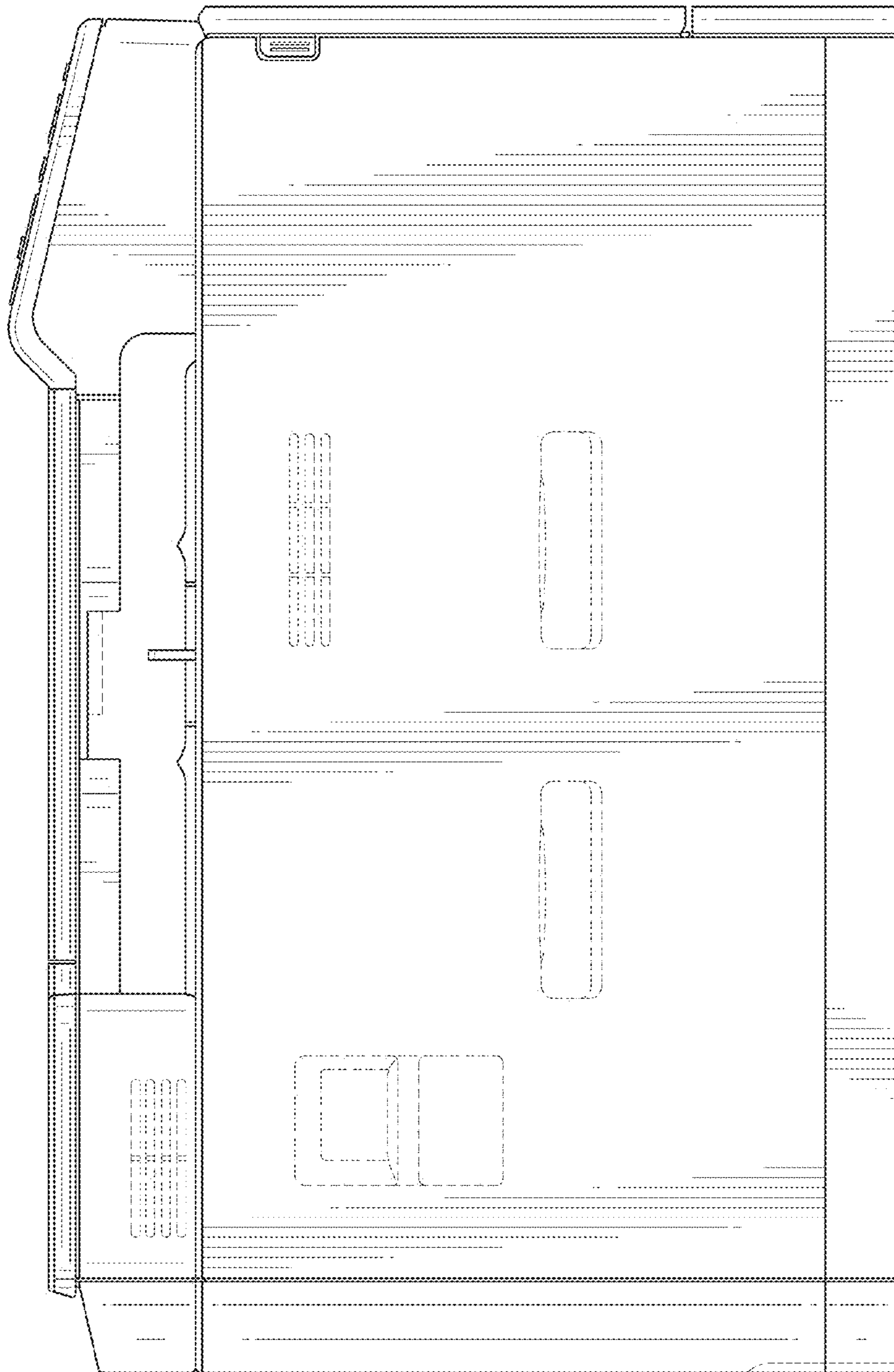


FIG. 7